

Handout 5

COVID-19 UPDATE

Joe Thompson, MD, MPH
President and CEO, ACHI
Professor, UAMS Colleges of Medicine and Public Health

08.28.2020



WHAT ACHI IS DOING

- Established analytic surge capacity support for:
 - Arkansas Department of Health
 - Arkansas Department of Education
 - Employment Benefits Division of Arkansas Dept. of Shared Services
- Utilizes legislative authorization of Arkansas Health Data Initiative and Arkansas Healthcare Transparency Initiative, as well as authority under declared public health emergency



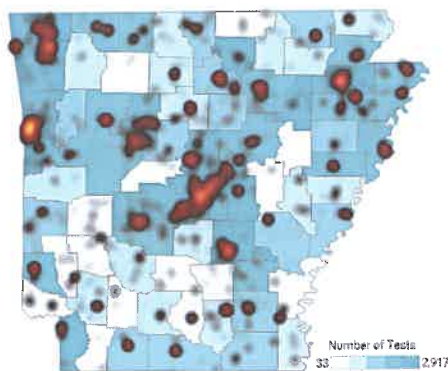
TO DATE, ACHI HAS PROVIDED:

- New cases heat-mapped across the state
- Risk of adverse events (hospitalization, intubation, death) with COVID-19 calculated for state, insured public school, and insured state employee populations
- Arkansas community-level cumulative and active COVID-19 cases listed

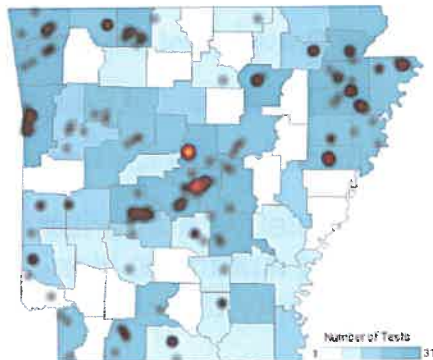


COVID-19 POSITIVE CASE HEAT MAP AND TOTAL TESTS BY COUNTY, AS OF AUG. 23, 2020

August 16 – August 22



August 23 – August 24



The county gradient is the total number of tests. The overlaying heat map reflects the density of positive cases. Weekly maps are not cumulative. The counts do not include cases or tests



Source: Arkansas Department of Health

ACHI
INSPIRING HEALTHY ACTS

OUR STORY | KEYWORD | LIBRARY | AFCD | SEARCH Q

HOME | OUR PRIORITIES | OUR CAPABILITIES | ISSUES

COVID-19 in Arkansas

The COVID-19 pandemic is affecting people around the world, including Arkansans. ACHI will provide updates and insights on this evolving public health crisis including tables with cumulative and active positive COVID-19 cases in communities across the state.

[CLICK HERE FOR THE LATEST COVID-19 UPDATES](#)

COVID-19 Cases By ZIP Code Available
[Read More](#)

Trend Information Added To School District-Level COVID-19 Data
[Read More](#)

Defining COVID-19 Terms: Antigen Test
[Read More](#)

ACHI Announces Addition of Active Case Numbers to Community-Level COVID-19 Data
[Read More](#)

achi.net/covid19

COVID-19: A LOCAL VIEW

achi.net/covid19

Find a ZIP Code

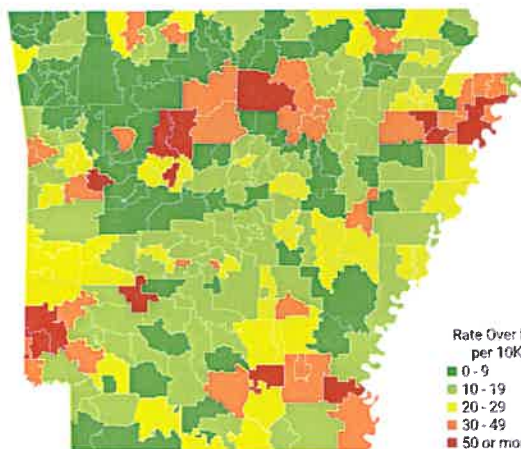
Rate per 10K Residents

■ 0 - 9	■ 20 - 29	■ 50 - 99
■ 10 - 19	■ 30 - 49	■ 100 or more

COVID-19: A LOCAL VIEW

achi.net/covid19

Rates of New Cases Over Past 14 Days per 10K Residents in the Community by School District: As of August 24, 2020



COVID-19: A LOCAL VIEW

achi.net/covid19

Rates of New Cases for 14-Day Period per 10K Residents in the Community by School District

	7/27/2020	8/3/2020	8/10/2020	8/17/2020	8/24/2020
Alma	20	21	19	16	13
Alpers					
Arkadelphia	29	18	8	9	10
Armour					
Ashdown	33	18	41	26	14
Atkins	45	36	23		25
Augusta					
Bald Knob					
Barton-Lexa		50	30	36	
Batesville	63	100	95	71	41



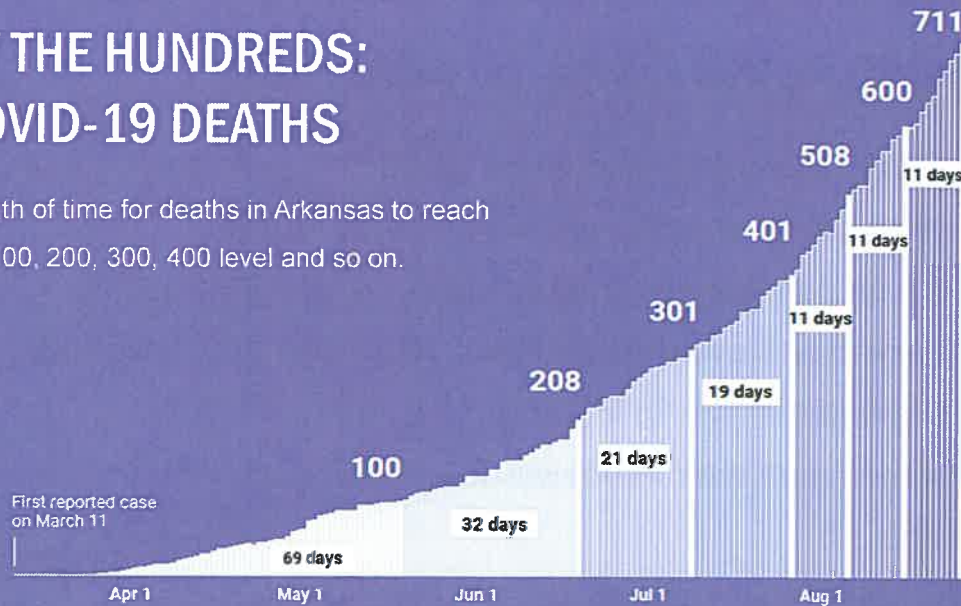
ADJUSTED RELATIVE RISK OF SEVERE OUTCOMES FOR SELECTED CONDITIONS

	Hospitalization	ICU admission	Intubation	Death
Kidney Failure	+60%	+80%	+140%	+100%
Immunocompromised	+80%	+90%	+160%	+70%
Diabetes	+60%	+60%	+60%	+70%
CHF	+50%	+70%	+40%	+60%
Dementia	-10%	-10%	-50%	+50%
COPD	+40%	+50%	-10%	+20%
Asthma	+30%	+30%	+20%	+20%
CHD	+30%	+20%	+30%	0%
Other Heart Diseases	+20%	+20%	-10%	-10%
Mental and Behavioral Disorders	+10%	-10%	-20%	+10%
Essential Hypertension	0%	+10%	0%	-30%

Note: Sample size more than 17,000 COVID-19 patients, chosen based upon data availability.

BY THE HUNDREDS: COVID-19 DEATHS

Length of time for deaths in Arkansas to reach the 100, 200, 300, 400 level and so on.



Source: COVID Tracking Project. Dates are assigned based on when they were reported by the COVID Tracking Project, although some deaths may have occurred earlier.

COUNTS (PREVALENCE) OF ASE/PSE PRIMARY MEMBERS WITH SELECTED CONDITIONS

	ASE	PSE
Kidney Failure	824 (1.7%)	866 (1.0%)
Immunocompromised	536 (1.1%)	695 (0.8%)
Diabetes	4,968 (10.4%)	5,519 (6.4%)
COPD	731 (1.5%)	559 (0.7%)
Coronary Heart Disease	1,959 (4.1%)	1,860 (2.2%)

Source: Arkansas Center for Health Improvement



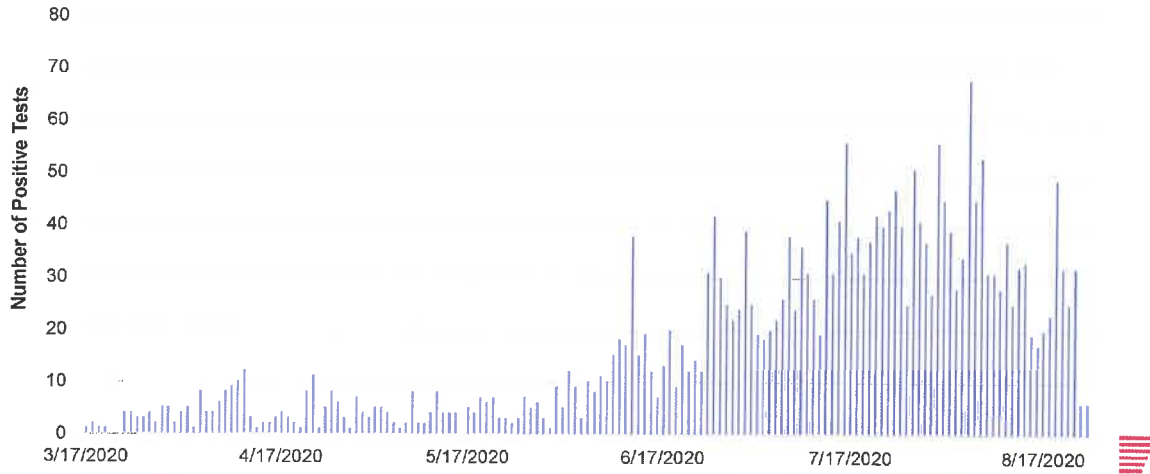
ASE/PSE PLANS COVID-19 ANALYSES

- Data from March 17–August 24, 2020
- Estimated total of members ever tested: 37,228
- Total with positive test: 2,675 (ASE=1,474, PSE=1,201)
- Total members ever hospitalized: 182 (ASE=100, PSE=82)
- Total members ever in ICU: 66
- Total members ever intubated: 23
- Deaths: 16

Source: Arkansas Center for Health Improvement, as of August 24



DAILY POSITIVE TEST COUNTS: ASE/PSE MEMBERS



Source: Arkansas Center for Health Improvement, as of August 24

TELEMEDICINE SERVICES: EBD PLAN PAID AMOUNT & MEMBER OUT-OF-POCKET AMOUNT



Source: Arkansas Center for Health Improvement

ACHI FRAMEWORK FOR STATEWIDE TELEMEDICINE UTILIZATION PROFILE

- Geographic profile based on originating sites (patient location) and distant sites (eligible telemedicine provider location)
- Ongoing analyses includes groupings by type and location
 - Provider to patient: Non-hospital based (e.g., patient residence)
 - Provider to patient: hospital discharge or ED/Inpatient
 - Specialist provider to patient with provider
 - Telephone only
- Includes associated diagnoses and costs
- Includes COVID-19 related changes





Subscribe: achi.net/newsletter



@ACHI_net



@JoeThompsonMD



ARCenterForHealthImprovement



ACHI.net



ARCenterForHealthImprovement

QUESTIONS?



