



## **ARKANSAS STATE POLICE CRIMES AGAINST CHILDREN DIVISION**

### **ANNUAL REPORT 2019**

The Crimes Against Children Division operates with one (1) Major, one (1) Investigations Administrator, one (1) Admin Specialist III, three (3) Admin Specialist II, eleven (11) Area Managers, seventy-three (73) Investigators, one (1) Hotline Administrator, five (5) Hotline Supervisors and thirty-five (35) Hotline Operators.

Child Abuse Hot Line operators in the Crimes Against Children Division (CACD) of the Arkansas State Police received 67,420 referrals in the year 2019. Of these referrals, 37,591 were accepted as legally valid allegations of abuse or neglect. They were assigned for investigation to CACD investigators or to the Arkansas Department of Human Services' (DHS) Division of Children and Family Services (DCFS).

***SECTION I***

**Crimes Against Children Division**

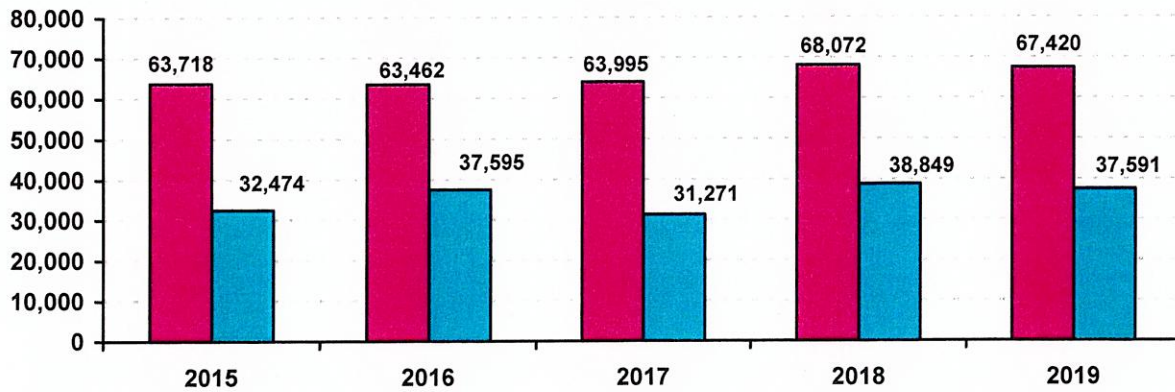
**HOTLINE**

**ANNUAL REPORTS  
2019**



## Crimes Against Children

In 2019, the Hotline received 67,420 calls, which were 652 less than 2018.



In 2019, the number of accepted reports for investigations decreased by 1,258.

	2015	2016	2017	2018	2019
<span style="color: red;">■</span> Calls Received	63,718	63,462	63,995	68,072	67,420
<span style="color: blue;">■</span> Accepted Reports for Investigation	32,474	37,595	31,271	38,849	37,591

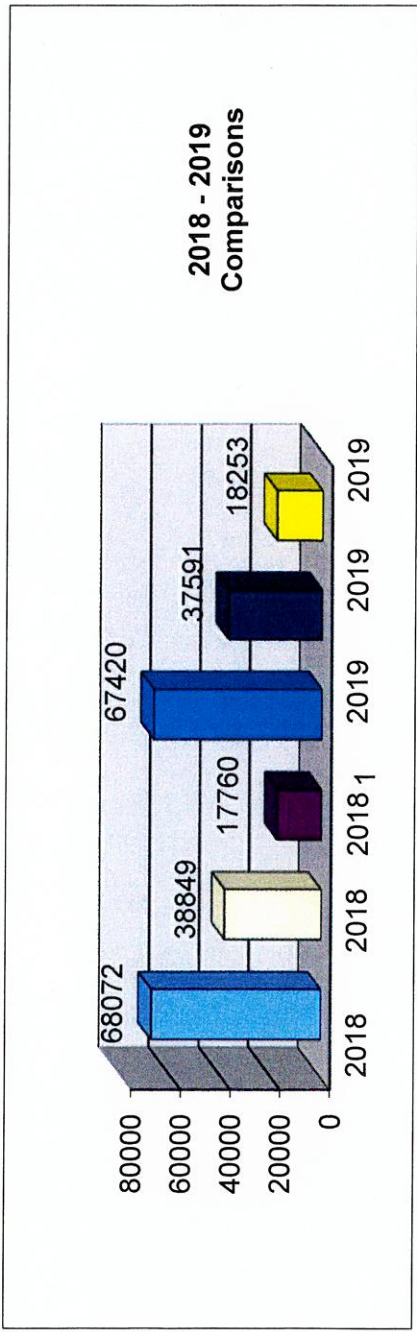
2019  
ANNUAL STATS

	JAN	FEB	MAR	APRIL	MAY	JUNE	JULY	AUG	SEPT	OCT	NOV	DEC	TOTAL
TOT 800	4236	3635	3562	4147	4298	3419	3813	4437	4753	4748	4156	3963	49167
TOT OTHER	1599	1768	1660	2032	1593	811	838	1347	1766	1969	1539	1331	18253
TOT CONTACTS	5835	5403	5222	6179	5891	4230	4651	5784	6519	6717	5695	5294	67420
ACC	2689	2479	2499	2937	2689	1913	2114	2622	2980	3053	2531	2438	30944
DOC	1773	1761	1688	1988	1902	1319	1410	1977	2291	2380	1923	1707	22119
DR	720	680	592	776	611	286	300	471	575	612	520	504	6647
MISC/OTHERS	647	478	435	465	674	4	817	709	667	667	708	634	7609
DA's	6	5	8	13	15	4	10	4	6	5	12	10	98
FASD	0	0	0	0	0	0	0	1	0	0	1	1	3
TOTAL CONTACTS	5835	5403	5222	6179	5891	4230	4651	5784	6519	6717	5695	5294	67420
CHILD DEATH	6	3	2	6	6	5	2	3	5	4	2	1	45
DA's	6	5	8	13	15	4	10	4	6	5	12	10	98
DOC	2	0	1	0	2	1	2	1	2	1	0	0	12
Spanish Intakes	1	2	2	2	0	2	3	2	3	1	1	3	22

Total Others - Includes Referrals received by Fax, E-Mail, Walk-In's



2018		2018		2018		2019		2019		2019	
	CALLS RECEIVED	ACCEPTED	FAXES	TOTAL HOTLINE	CONTACTS REC'D	ACCEPTED	FAXES				
JAN	5572	3289	1418	5835	5835	3409	1599				
FEB	5704	3374	1639	5403	5403	3159	1768				
MARCH	6140	3621	1778	5222	5222	3091	1660				
APRIL	6428	3831	1786	6179	6179	3713	2032				
MAY	6184	3506	1412	5891	5891	3300	1593				
JUNE	4536	2472	789	4230	4230	2199	811				
JULY	4744	2491	869	4651	4651	2414	838				
AUGUST	5863	3192	1384	5784	5784	3093	1347				
SEPT	6064	3308	1706	6519	6519	3555	1766				
OCT	6513	3783	1962	6717	6717	3665	1969				
NOV	5471	3126	1591	5695	5695	3051	1539				
DEC	4853	2856	1426	5294	5294	2942	1331				
TOTAL	68072	38849	17760	67420	67420	37591	18253				



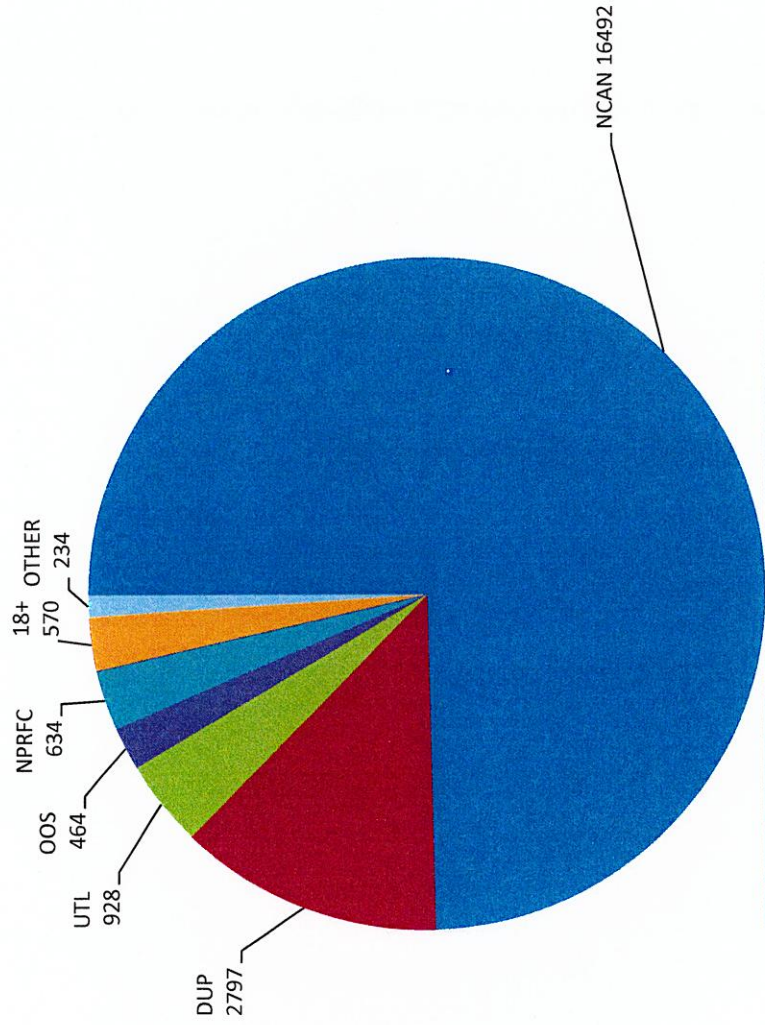
**DOCUMENTED TYPES  
2019**

DATE	NCAN	DUP	UTL	OOS	NPRFC	18+	OTHER	TOTAL
JANUARY	1316	239	66	30	58	50	14	1773
FEBRUARY	1304	246	42	32	53	67	17	1761
MARCH	1285	182	55	29	62	69	6	1688
APRIL	1481	250	67	54	70	51	15	1988
MAY	1422	234	82	29	63	51	21	1902
JUNE	905	173	97	42	37	40	25	1319
JULY	1017	170	98	36	38	31	20	1410
AUGUST	1508	226	103	37	36	39	28	1977
SEPTEMBER	1712	322	90	41	67	35	24	2291
OCTOBER	1831	261	92	47	66	60	23	2380
NOVEMBER	1451	259	59	48	50	34	22	1923
DECEMBER	1260	235	77	39	34	43	19	1707
<b>TOTAL</b>	<b>16492</b>	<b>2797</b>	<b>928</b>	<b>464</b>	<b>634</b>	<b>570</b>	<b>234</b>	<b>22119</b>

NCAN - NOT CHILD ABUSE OR NEGLECT

**DOCUMENTED REFERRALS**

**2019**



**NCAN - NOT CHILD ABUSE OR NEGLECT**

**DUP - DUPLICATE REFERRAL**

**UTL - UNABLE TO LOCATE**

**OOS - OUT OF STATE**

**NPRFC - NOT PERSON RESPONSIBLE FOR CHILD**

**OTHER - Calls that do not fall into above categories.**



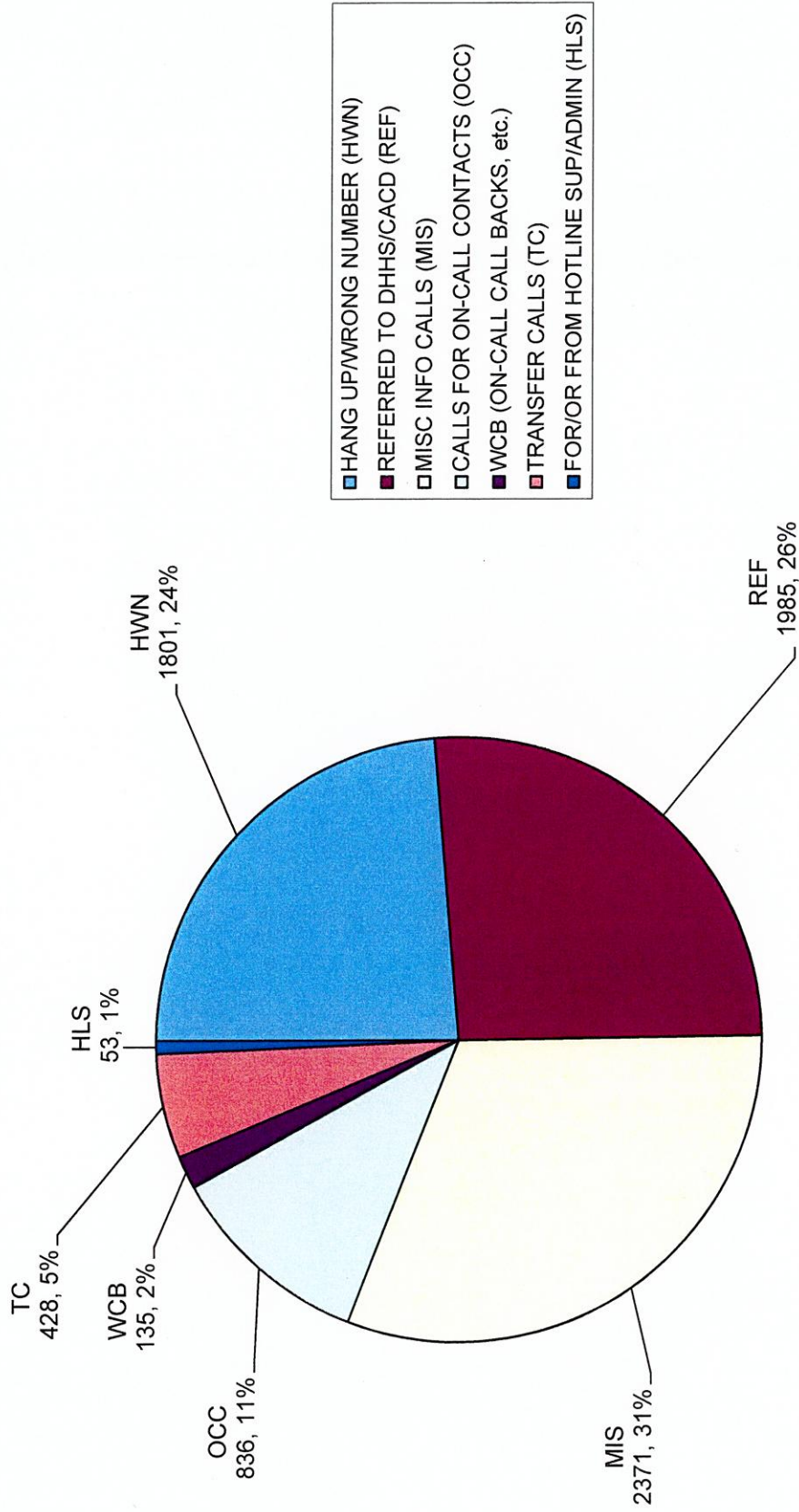
**MISC CALLS BY CATEGORY - ANNUAL 2019**

	JAN	FEB	MAR	APRIL	MAY	JUNE	JULY	AUG	SEPT	OCT	NOV	DEC	Totals
HANG UP/WRONG NUMBER (HWN)	148	122	118	122	212	157	164	165	169	138	150	136	1801
REFERRED TO DHHS/CACD (REF)	162	113	121	135	147	202	208	199	170	180	182	166	1985
MISC INFO CALLS (MIS)	215	167	130	134	202	230	273	218	214	190	207	191	2371
CALLS FOR ON-CALL CONTACTS (OCC)	79	48	42	55	69	62	91	72	59	84	94	81	836
WCB (ON-CALL CALL BACKS, etc.)	13	7	3	6	9	7	10	22	17	11	18	12	135
TRANSFER CALLS (TC)	28	18	17	12	32	46	67	30	33	57	45	43	428
FOR/OR FROM HOTLINE SUP/ADMIN (HLS)	2	3	4	1	3	4	4	3	5	7	12	5	53
<b>TOTAL OTHER CALLS</b>	647	478	435	465	674	708	817	709	667	667	708	634	7609



# Miscellaneous Other Calls Received By Category

(These are calls received on the 1-800 line that did not result in an accepted, screened out, or DR referral)



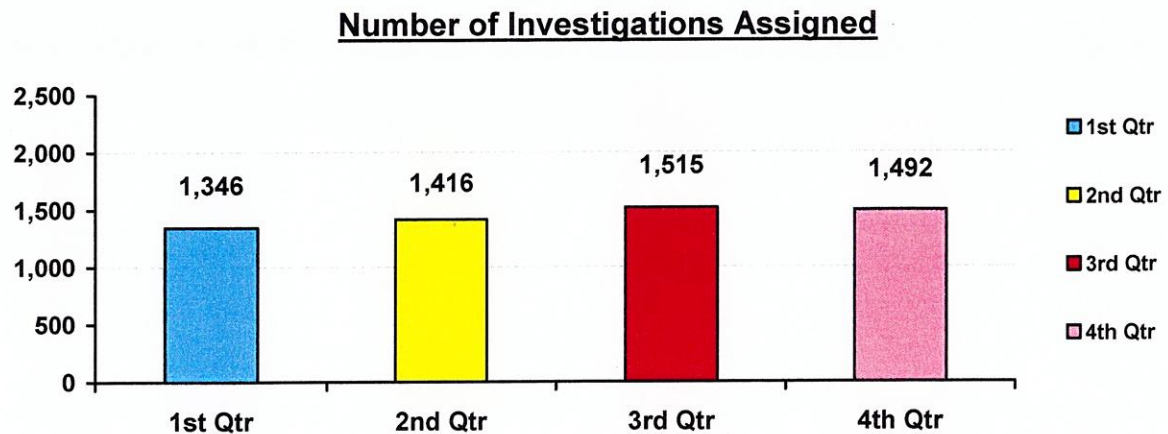
***SECTION II***

**Crimes Against Children Division**

**INVESTIGATIONS**

**ANNUAL REPORTS  
2019**

The Investigation unit of the CACD initiated **5,769** referrals in 2019.



CACD investigators closed **5,513** referrals in 2019. Of the closed referrals, **1,851** (34%) were found to be 'true'.

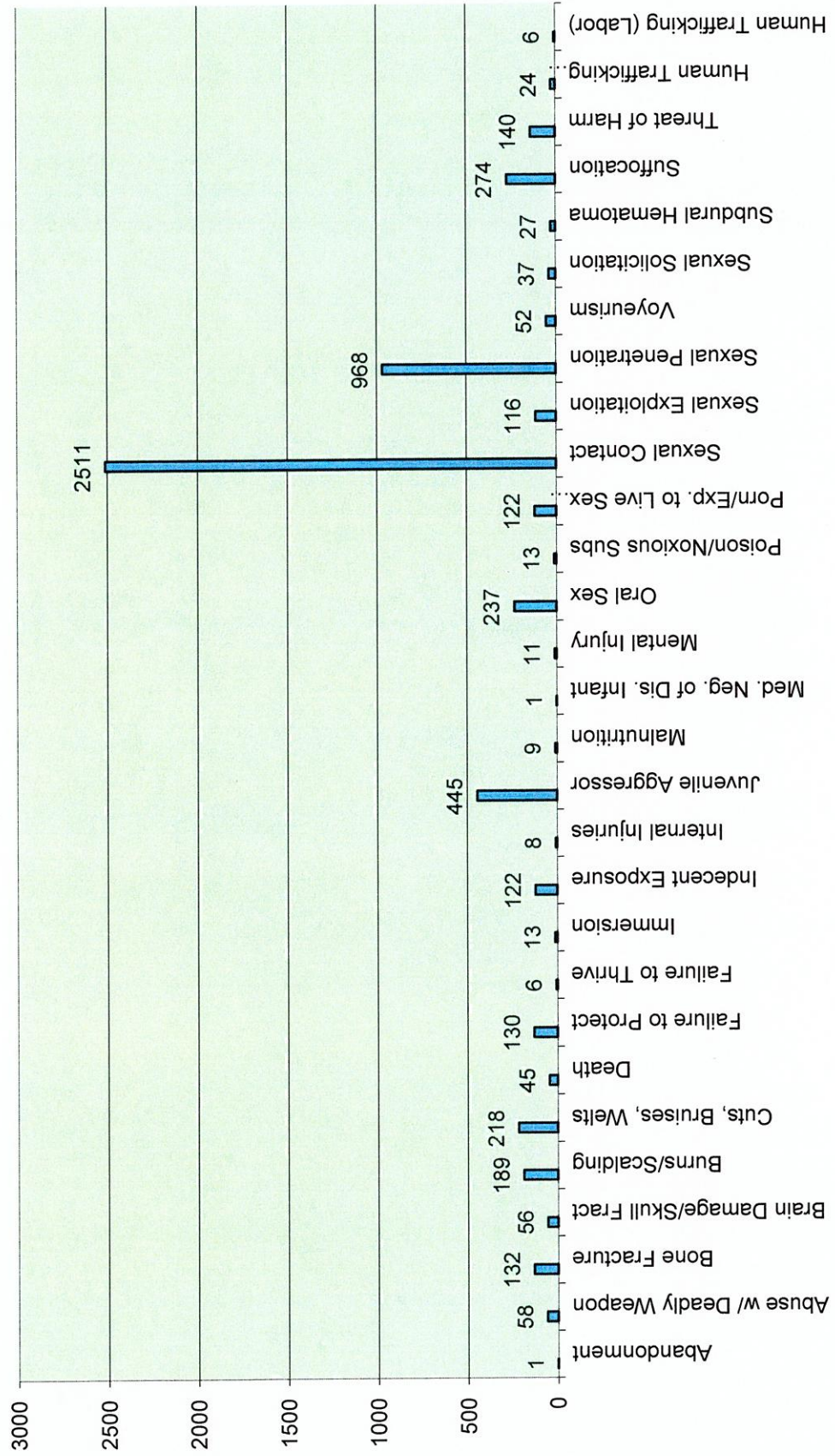
The investigative determination of 'true' means there was a preponderance of evidence that indicated the allegation(s) was true. An 'unsubstantiated' finding means the evidence was insufficient to support the allegation(s). Investigations closed with a determination of 'true' were reported to the appropriate prosecuting attorney.



# CACD CHILD ABUSE HOTLINE REFERRAL ANNUAL STATISTICS FOR 2019

PRTY 1 ALLEGATION	JAN	FEB	MAR	APRIL	MAY	JUNE	JULY	AUG	SEPT	OCT	NOV	DEC	Totals
Abandonment	0	0	0	0	0	0	0	1	0	0	0	0	1
Abuse w/ Deadly Weapon	5	2	10	8	7	3	4	5	5	3	2	4	58
Bone Fracture	12	13	6	7	13	9	12	7	14	9	17	13	132
Brain Damage/Skull Fract	1	4	7	10	5	5	1	4	3	7	5	4	56
Burns/Scalding	15	17	14	16	12	11	11	16	21	29	14	13	189
Cuts, Bruises, Welts	14	9	13	28	17	15	9	13	21	26	25	28	218
Death	6	3	2	6	6	5	2	3	5	4	2	1	45
Failure to Protect	7	6	9	6	8	9	14	13	21	10	12	15	130
Failure to Thrive	0	0	0	0	0	1	1	0	1	0	2	1	6
Immersion	0	0	0	1	1	0	3	3	3	0	1	1	13
Indecent Exposure	13	8	16	10	11	10	7	7	13	7	16	4	122
Internal Injuries	0	1	2	0	1	1	1	0	0	0	1	1	8
Juvenile Aggressor	40	48	24	46	32	28	35	28	48	35	33	48	445
Malnutrition	0	2	0	0	0	2	2	1	1	0	0	1	9
Med. Neg. of Dis. Infant	0	0	0	0	0	0	0	0	0	1	0	0	1
Mental Injury	0	0	1	2	2	0	1	1	1	0	0	3	11
Oral Sex	21	10	21	24	22	19	22	27	15	17	14	25	237
Poison/Noxious Subs	0	1	0	0	0	2	0	0	5	1	1	2	13
Porn/Exp. to Live Sex Acts	10	12	10	7	13	9	8	7	17	7	14	8	122
Sexual Contact	220	181	247	261	235	176	187	210	228	203	187	176	2511
Sexual Exploitation	10	9	9	7	9	17	9	8	9	8	7	14	116
Sexual Penetration	86	70	93	93	93	64	80	88	85	81	73	62	968
Voyeurism	3	4	6	4	2	5	2	4	3	8	5	6	52
Sexual Solicitation	3	1	4	4	1	5	2	4	5	3	2	3	37
Subdural Hematoma	1	2	2	1	6	1	3	3	2	0	2	4	27
Suffocation	17	24	23	29	19	16	23	22	20	38	23	20	274
Threat of Harm	9	7	10	15	9	7	13	13	6	21	20	10	140
Human Trafficking (Sexual Abuse)	0	1	2	2	2	0	3	2	3	5	3	1	24
Human Trafficking (Labor)	2	0	0	0	0	1	0	0	1	2	0	0	6
<b>Total Prty. One Allegations</b>	<b>495</b>	<b>436</b>	<b>532</b>	<b>587</b>	<b>527</b>	<b>419</b>	<b>455</b>	<b>490</b>	<b>556</b>	<b>525</b>	<b>481</b>	<b>468</b>	<b>5971</b>

# CACD Allegations Priority One





**PRTY 2 ALLEGATION**

Totals

Cuts, Bruises, Welts	20	20	14	14	13	17	9	10	17	22	17	19	192
Educational Neglect	3	0	8	6	0	1	3	0	3	1	0	4	29
Environmental Neglect	2	7	7	12	6	7	10	13	16	7	14	7	108
Extreme/Repeated Cruelty	2	7	3	5	9	6	11	8	3	7	13	9	83
Failure to Protect	5	7	11	11	10	6	15	17	17	11	17	13	140
Human Bites	0	0	0	2	1	2	0	1	1	0	0	0	7
Inadequate Clothing	0	0	1	0	0	0	0	1	0	0	0	0	2
Inadequate Food	3	6	7	3	10	3	5	4	4	7	6	4	62
Inadequate Shelter	1	0	0	0	1	1	1	3	2	0	0	2	11
Inadequate Supervision	12	13	13	18	26	7	16	15	16	12	13	7	168
Indecent Exposure	4	4	4	5	5	7	7	3	10	6	6	3	64
Juvenile Aggressor	8	4	10	4	7	11	14	17	17	14	10	22	138
Kicking a Child	2	3	1	3	3	3	1	4	2	5	3	4	34
Lock-Out	2	1	0	1	1	2	4	4	0	4	1	0	20
Medical Neglect	6	2	5	11	5	6	9	6	6	3	8	8	75
Munchausen Syndrome	0	0	1	0	0	0	0	0	0	0	0	0	1
Oral Sex	13	7	11	11	11	4	10	15	23	13	14	18	150
Porn/Exp. To Live Sex Acts	3	3	2	1	3	4	1	5	7	1	7	4	41
Sexual Contact	104	85	80	111	91	82	106	134	155	137	125	114	1324
Sexual Exploitation	2	3	2	6	6	1	4	10	5	6	2	6	53
Sexual Penetration	47	37	44	39	40	29	48	60	70	52	46	54	566
Sexual Solicitation	0	0	0	0	1	1	0	8	4	2	4	0	20
Shaking Child 4 & Over	0	0	0	1	0	0	0	1	0	0	0	0	2
Shaking Child 3 & Under	0	0	0	0	0	0	0	0	0	0	0	0	0
Sprains/Dislocations	0	0	0	0	0	0	0	0	0	0	0	1	1
Strike Child 7+ on Face	13	17	17	22	15	14	16	21	22	20	24	29	230
Strike Child 6- on Face	9	7	9	11	4	8	3	9	4	7	9	11	91
Strike Child w/ Fist	11	12	9	7	6	6	10	13	7	13	11	9	114
Strike/Pinch on Genitals	2	0	2	1	4	0	2	1	2	1	3	0	2
Substance Misuse	7	5	8	13	12	7	8	4	4	13	11	7	99
Throwing a Child	10	5	11	9	11	6	7	13	7	5	8	7	99
Tying/Close Confinement	0	1	0	2	0	0	0	5	0	1	1	0	10
Human Trafficking (Sexual Abuse)	0	0	0	0	0	0	0	0	0	0	0	0	0
Human Trafficking (Labor)	0	0	0	0	0	0	0	0	0	0	0	0	0
<b>Total Prty. Two Allegations</b>	<b>291</b>	<b>256</b>	<b>280</b>	<b>329</b>	<b>301</b>	<b>241</b>	<b>320</b>	<b>405</b>	<b>424</b>	<b>370</b>	<b>373</b>	<b>362</b>	<b>3952</b>
<b>Total All CACD Allegations</b>	<b>786</b>	<b>692</b>	<b>812</b>	<b>916</b>	<b>828</b>	<b>672</b>	<b>775</b>	<b>895</b>	<b>980</b>	<b>895</b>	<b>854</b>	<b>830</b>	<b>9935</b>
<b>Total CACD Child Abuse Hotline Referrals</b>	<b>504</b>	<b>446</b>	<b>496</b>	<b>572</b>	<b>519</b>	<b>405</b>	<b>476</b>	<b>516</b>	<b>602</b>	<b>559</b>	<b>523</b>	<b>505</b>	<b>6123</b>



# CACD Allegation Priority Two

