

EXHIBIT F

Child Care & Early Childhood Education During COVID



Pre COVID/Current CC/ECE

Prior to March 2020

- 2,041 licensed/registered programs/with capacity to serve 194,081
- 1,327 programs participating in Better Beginnings (AR Quality Rating and Improvement System)
- 18,651 children funded through federal child care assistance in FY 2019
- 168 infants/toddlers served through Early Head Start

Current Status

- 1,911 Licensed Programs/with capacity to serve 163,039
 - 20 programs permanently closed/capacity 1,147
 - Remaining programs are temporarily closed
- 1,371 programs participating in Better Beginnings
- 16,754 children funded through federal child care assistance year to date
- 168 infants/toddlers served through EHS

Support for CC/ECE

- Funding (federal Child Care Development Funding-\$41.4 m)
 - Funding to licensed programs who remained open during pandemic-\$2.9 M
 - Funding for licensed programs to meet pandemic requirements (thermometers, masks, cleaning supplies)-\$6.3M
 - Reimbursement for actual costs of deep cleaning/sanitization (COVID positive cases)-\$31,978.54
 - Supplemental funding for children who receive vouchers (\$10 for infants/toddlers, \$7 for preschool, \$5 for school age)-\$10.8 M
 - Child care assistance for essential workers (emergency responders, health care providers, public health personnel, child care/education, sanitation workers, manufacturing, food supply chain) without regard to income -\$4.4 M
- Spent \$24.5 M as of 10/5/20

Pandemic Requirements

- Screen individuals prior to entry and outside if possible
 - The following criteria should be utilized to determine individuals that should not enter:
 - Current temperature of 100.4 degrees Fahrenheit or above or within the last 48 hours
 - Signs or symptoms of COVID-19 (fever, cough, shortness of breath, difficulty breathing, chills, repeated shaking with chills, muscle pain, headache, sore throat, loss of taste or smell
 - Had contact with someone confirmed with COVID-19 in the previous 14 days
- Limit group size to 10-including staff and children.
- Staff shall wear face masks to reduce risk of potential spread.

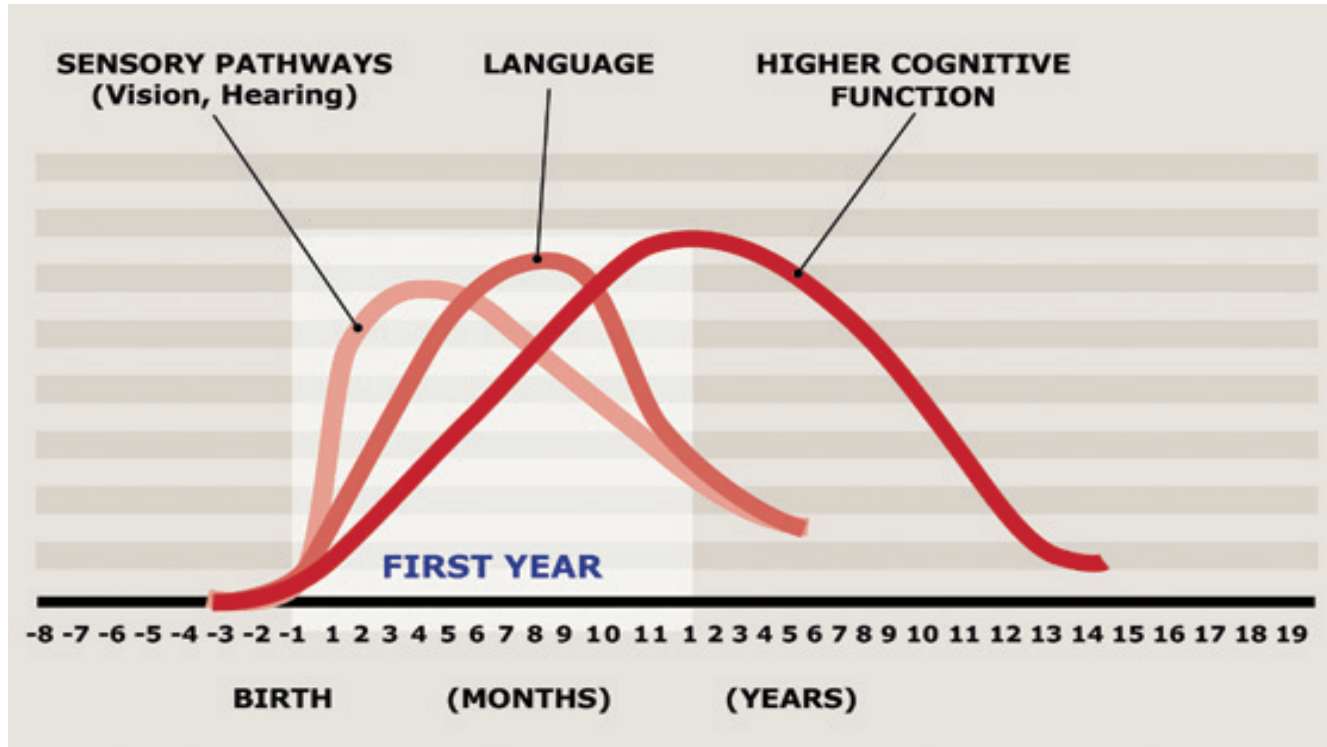
COVID Positive Cases in CC/ECE

- From March 2020-October 5, 2020, the following number of staff/children have tested positive in a licensed child care and early childhood education program (reported to DCCECE/ADH):
 - 273 children
 - 416 staff

Challenges

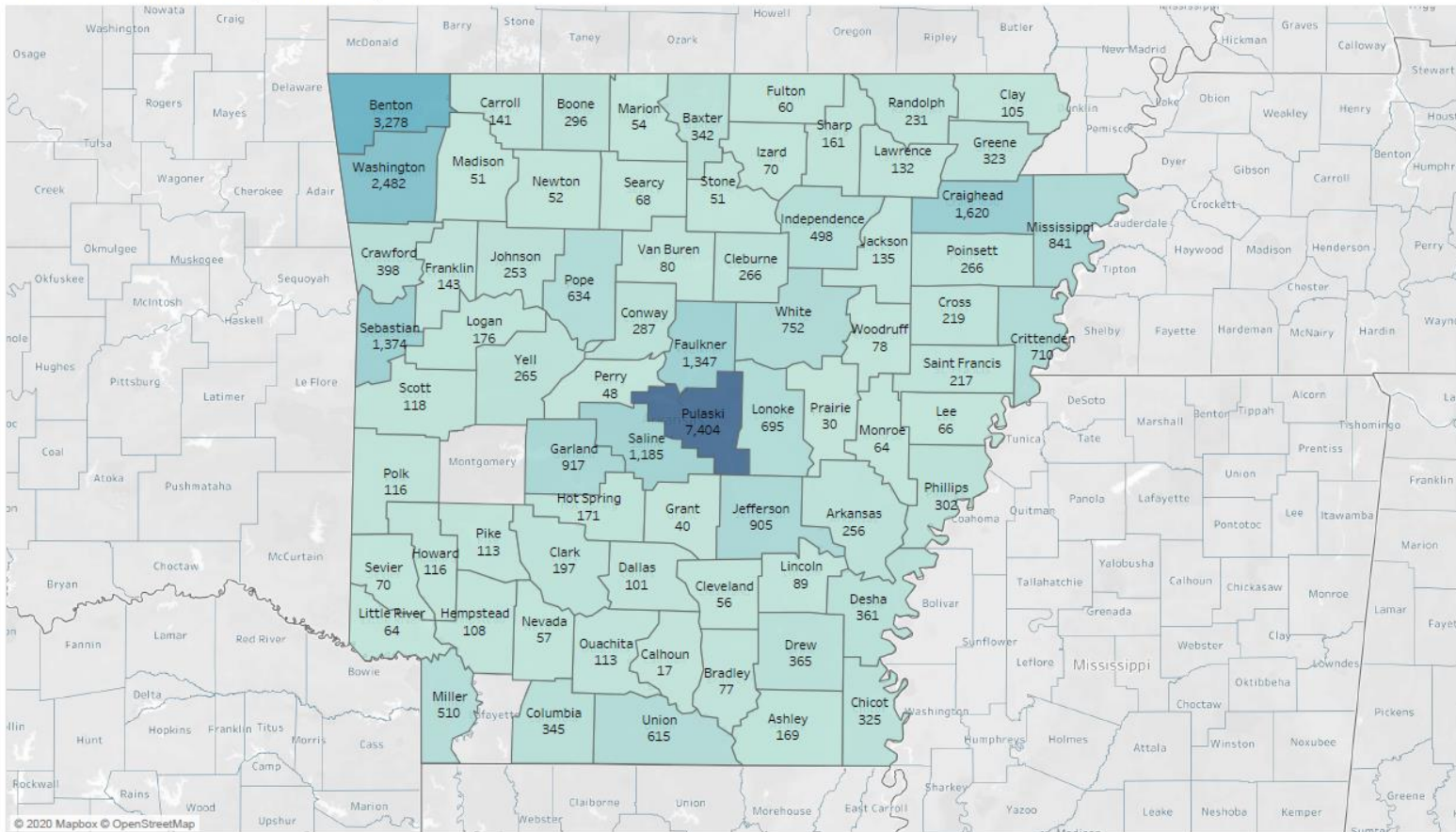
- Shift in funding model
- Some families are not taking children to child care/early childhood settings-remote work
- Approximately 400 providers that do not participate in any funding with DCCECE
- Program have reported difficulty in hiring staff

Brain Development



Child Care Centers Infant/Toddler Capacities

Child Care Centers Infant/Toddler Capacities



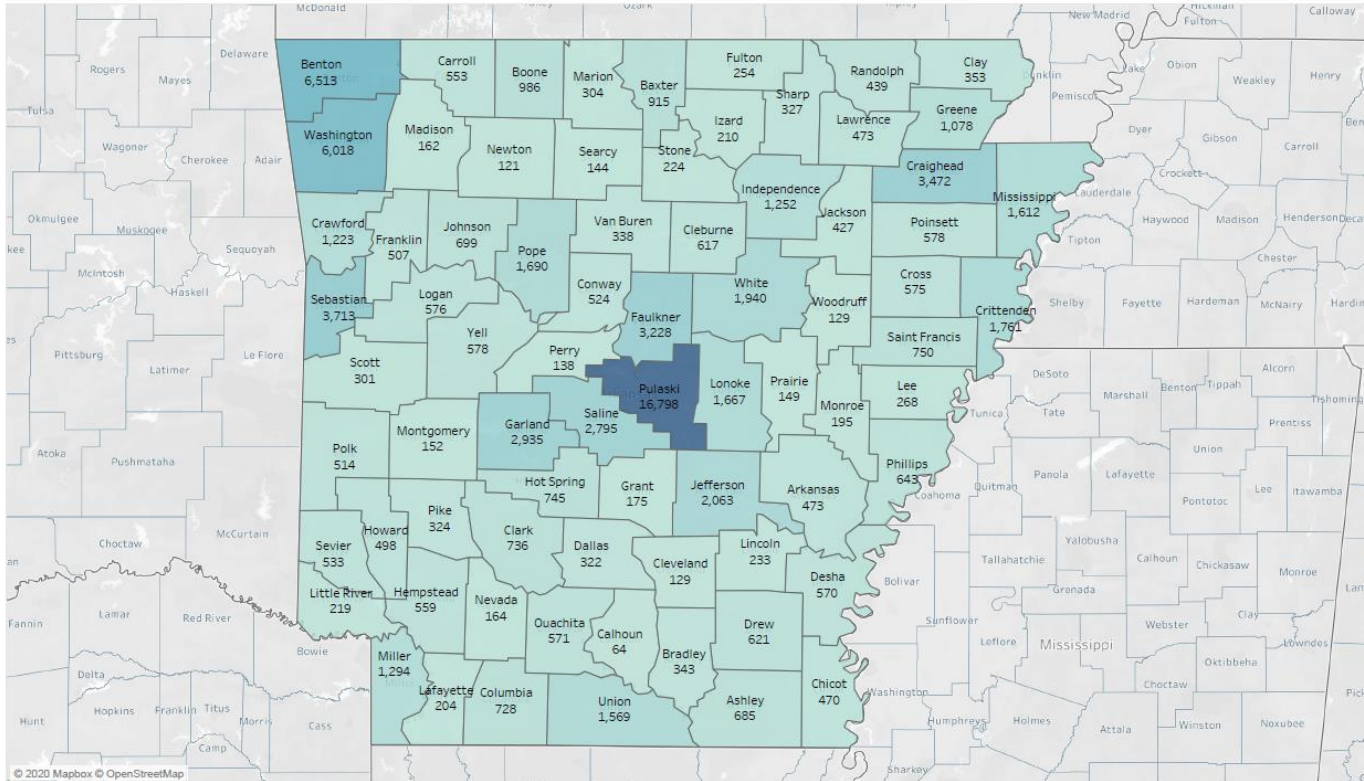
Map based on Longitude (generated) and Latitude (generated). Color shows sum of Infant Toddler. The marks are labeled by Physical County and sum of Infant Toddler. Details are shown for Physical County. The data is filtered on Infant Toddler and Quality Level. The Infant Toddler filter ranges from 1 to 211. The Quality Level filter keeps 0, 1, 2 and 3.

Sum of Infant Toddler
17 7,404



Child Care Facilities Preschool Capacities

Child Care Facilities Preschool Capacities



Map based on Longitude (generated) and Latitude (generated). Color shows sum of Preschool1. The marks are labeled by Physical County and sum of Preschool1. Details are shown for Physical County. The data is filtered on Preschool1 and Quality Level. The Preschool1 filter ranges from 1 to 441. The Quality Level filter keeps 0, 1, 2 and 3.



Resources

- <http://www.arkansas.gov/childcare/>
- <http://www.arbetterbeginnings.com/>
- <http://developingchild.harvard.edu/>