




Welcome to Ozarka College

Serving Fulton, Izard, Sharp and Stone Counties

Providing Life-Changing Experiences Through Education.




History/Campuses/Demographics






Izard County - Main Campus


Providing Life-Changing Experiences Through Education.






Fulton County Site




Providing Life-Changing Experiences Through Education.





Stone County Site




Providing Life-Changing Experiences Through Education.





Sharp County Site



Providing Life-Changing Experiences Through Education.




- **Enrollment Growth**
- **Economic Impact**
- **Program Offerings**



Providing Life-Changing Experiences Through Education.



- **Planning**
- **State Funding**
- **Tax Revenues**



Providing Life-Changing Experiences Through Education.



- **Tuition**
- **Opportunities**
- **IT Advances**



Providing Life-Changing Experiences Through Education.



**Thank you for your leadership and
support of Higher Education!**

Providing Life-Changing Experiences Through Education.



OZARKA COLLEGE

MISSION STATEMENT

Ozarka College provides life-changing experiences through education.

OZARKA COLLEGE STATISTICS

• For every dollar students invest in Ozarka College, they receive a cumulative \$12.80 in higher future income (discounted) over the course of their working career. *

• Taxpayers see a rate of return of 10.6 % on their investment in Ozarka College. *

• The accumulated credits achieved by former Ozarka College students over the past 30 years translated to \$36.4 million in added regional income in 2009-10 due to the higher earnings of students and increased output of businesses. *

• The Ozarka College service area includes four counties: Fulton, Izard, Sharp and Stone

- Estimated population: 55,500
- Total area: 2,420.11 square miles

• Average income per capita in service area: \$25,089

- State of Arkansas average: \$31,946
- National average: \$39,138

• Population below poverty level in service area: 21-24% (depending on county)

- State of Arkansas average: 18.5%
- National average: 14.3%

• Population with a Bachelor's degree or higher in service area: 5-6% (depending on county)

- State of Arkansas average: 13%
- National average: 18%

• Ozarka College has a 14:1 student to faculty ratio

• Average age of Ozarka College students: 30 years old

• Ozarka College population: 70% female, 30% male

• Economic impact from financial aid disbursement this year: to exceed \$11 million

***Statistics provided by Ozarka College's Economic Impact Study**

Ozarka College is accredited by the Higher Learning Commission of the North Central Association of Colleges and Schools.

www.ncahlc.org

TUITION

• In-state*, per credit hour: \$75

• Out-of-state per credit hour: \$173

*Oregon County, Missouri residents receive in-state tuition

ADULT EDUCATION 2010-11

• 6 class sites

• 476 students

• 147 GEDs awarded

Approximately 85% of Ozarka College students receive some type of financial assistance, including grants, loans, and scholarships.

Melbourne (Main Campus)	Ash Flat	Mountain View	Mammoth Spring
218 College Dr. P.O. Box 10 Melbourne, AR 72556 870-368-7371 Fax: 870-368-2091	64 College Dr. Ash Flat, AR 72513 870-994-7273 Fax: 870-994-7540	1800 Ozarka College Dr. Mountain View, AR 72560 870-269-5600 Fax: 870-269-5447	520 Archer St. Mammoth Spring, AR 72554 870-625-0411 Fax: 870-625-0410



Overview Fact Sheet

Ozarka College plays a significant role in the local economy and is a sound investment from multiple perspectives. Students benefit from improved lifestyles and increased earnings. Taxpayers benefit from a larger economy and lower social costs. Finally, the community as a whole benefits from increased job and investment opportunities, higher business revenues, greater availability of public funds, and an eased tax burden.

INVESTMENT ANALYSIS

Student Perspective

- OC served 2,455 credit students and 268 non-credit students in the 2009-10 reporting year.
- Education increases lifetime income. The average income at the career midpoint of someone with an associate's degree in the Ozarka College Service Area is **\$25,000**, 35% more than a student with a high school diploma.

Students enjoy a 28.8% rate of return on their investment in OC.

- Throughout his or her working career, the average OC student's discounted lifetime income increases by **\$12.80** for every dollar invested in OC.
- Students enjoy an attractive **28.8%** average rate of return on their OC educational investment, recovering all costs (including tuition, fees, and forgone wages) in 5.9 years.

Social Perspective

- Higher earnings of OC students and associated increases in state income expand the tax base in Arkansas by about **\$14.8 million** each year.
- Arkansas will see avoided social costs amounting to **\$637,300** per year due to OC students, including savings associated with improved health, reduced crime, and reduced welfare and unemployment.

Taxpayer Perspective

- State and local governments allocated approximately **\$5.4 million** in support of OC in FY 2009-10.
- For every dollar of this support, taxpayers see a cumulative return of **\$3.20** over the course of students'

working careers (in the form of higher tax receipts and avoided costs).

- State and local governments see a rate of return of **10.6%** on their support for OC. This return compares very favorably with private sector rates of return on similar long-term investments.

ECONOMIC GROWTH ANALYSIS

College Operations Effect

- The Ozarka College Service Area economy annually receives roughly **\$6.4 million** in income due to OC operations. This is a conservative figure adjusted to account for monies that leave the economy or are withdrawn from the economy in support of the college.

Added income attributable to the accumulation of OC skills amounts to \$36.4 million each year.

Productivity Effect

- The current Ozarka College Service Area economy embodies an estimated **227,500** credits that have accumulated over the past 30-year period as thousands of former OC students (completers and non-completers) enter the workforce year after year.
- OC skills translate to higher earnings for students and increased output of businesses. The added income attributable to the accumulation of OC credits in the workforce amounts to **\$36.4 million** each year.

Total Effect

- Altogether, the average annual added income due to the activities of OC and its former students equals **\$42.8 million**. This is approximately equal to **5.2%** of the total Ozarka College Service Area economy.