



STATE OF ARKANSAS
ARKANSAS LOTTERY COMMISSION

Post Office Box 3238
Little Rock, Arkansas 72203-3238
Phone: (501) 683-2000
Fax: (501) 683-1878
<http://myarkansaslottery.com>

October 10, 2013

The Honorable Robert Thompson, Co-Chair
The Honorable Mark Perry, Co-Chair
Arkansas Lottery Commission Legislative Oversight Committee
One Capitol Mall, Room R-501
Little Rock, AR 72201

RE: Monthly Disclosure Reports


Gentlemen:

On behalf of our agency and the Commissioners of the Arkansas Lottery Commission, please accept the attached monthly disclosure reports pursuant to §§ 23-115-206 and 23-115-302 for the month of September 2013. The report contains the following information:

1. Contracts Awarded
2. Debt Set-Off Collections
3. Retailer Losses
4. Breakdown of Lottery Sales per County
5. Total Number of Retailers
6. Total Lottery Revenue
7. Prize Disbursements
8. Operating Expenses
9. Net Assets
10. Administrative Expenses
11. Unclaimed Prize Report
12. Arkansas Lottery Commission Minority- and Female-owned Business Report
13. Arkansas Lottery Commission Vendor Minority- and Female-owned Business Report
14. Arkansas Lottery Commission Demographics
15. Internal Auditor Report
16. Instant Ticket Games Released

Please call me if you have any questions or need additional information.

Respectfully submitted,


Bishop Wosley
Director

Enclosures

cc: Dr. George Hammons, Chairman, Arkansas Lottery Commission

**Arkansas Lottery Commission Term Contracts for Goods and Services
September 1 through September 30, 2013**

On August 8, 2013, a Non-Exclusive Licensing Agreement was executed between Scientific Games International (“SGI”) and the Arkansas Lottery Commission (“ALC”). The Non-Exclusive Licensing Agreement allows the ALC to reproduce, use and make copies of Instant Game No. 205 “BETTY BOOP™ LIMITED” licensing property. A copy of the agreement was provided to the Arkansas Lottery Commission Legislative Oversight Committee on September 17, 2013.

**Arkansas Lottery Commission
Debt Set-Off / Retailer Losses
September 2013**

1. Debt Set-Off:

a.	Department of Finance and Administration	\$ 28,227.76
b.	Office of Child Support Enforcement - Child Support	<u>\$ 5,622.25</u>
	Total Debt Set-Off:	\$ 33,850.01

2. Retailer losses for period September 1 through September 30, 2013: None.

ARKANSAS LOTTERY COMMISSION
RETAIL SALES BY COUNTY
September 1 through September 30, 2013

COUNTY	ARKANSAS 50/50	CASH 3	CASH 4	DECADES OF DOLLARS	FAST PLAY	INSTANT SETTLEMENTS	MEGA MILLIONS	NATURAL STATE JACKPOT	POWERBALL	RAFFLE	TOTAL SALES FOR COUNTY
ARKANSAS	\$155.00	\$6,007.50	\$8,253.50	\$2,188.00	\$22,239.00	\$422,700.00	\$13,528.00	\$6,445.00	\$38,448.00	\$6,760.00	\$526,724.00
ASHLEY	\$30.00	\$7,889.00	\$10,121.50	\$1,154.00	\$12,617.00	\$101,381.00	\$5,941.00	\$1,853.00	\$25,253.00	\$1,500.00	\$167,739.50
BAXTER	\$160.00	\$2,202.50	\$2,798.50	\$3,234.00	\$17,861.00	\$281,945.00	\$20,140.00	\$9,234.00	\$63,133.00	\$3,620.00	\$404,328.00
BENTON	\$520.00	\$4,517.50	\$2,889.00	\$8,958.00	\$12,669.00	\$648,675.00	\$79,614.00	\$12,781.00	\$249,334.00	\$19,450.00	\$1,039,407.50
BOONE	\$175.00	\$2,378.00	\$1,882.00	\$1,438.00	\$7,628.00	\$320,426.00	\$14,420.00	\$3,207.00	\$49,210.00	\$3,470.00	\$404,234.00
BRADLEY	\$35.00	\$876.00	\$949.50	\$540.00	\$3,089.00	\$120,600.00	\$3,425.00	\$1,585.00	\$10,786.00	\$2,270.00	\$144,155.50
CALHOUN	\$5.00	\$1,348.00	\$350.00	\$358.00	\$202.00	\$30,300.00	\$1,299.00	\$664.00	\$3,583.00	\$540.00	\$38,649.00
CARROLL	\$115.00	\$715.50	\$807.50	\$1,248.00	\$6,323.00	\$178,960.00	\$9,379.00	\$2,541.00	\$29,964.00	\$1,700.00	\$231,753.00
CHICOT	\$115.00	\$5,648.50	\$3,809.00	\$2,346.00	\$2,040.00	\$126,320.00	\$21,929.00	\$4,151.00	\$75,589.00	\$2,420.00	\$244,367.50
CLARK	\$65.00	\$2,734.50	\$1,808.50	\$1,388.00	\$5,899.00	\$232,421.00	\$11,333.00	\$2,506.00	\$33,487.00	\$3,600.00	\$295,242.00
CLAY	\$25.00	\$222.50	\$66.50	\$762.00	\$1,638.00	\$68,011.00	\$2,661.00	\$714.00	\$9,450.00	\$750.00	\$84,300.00
CLEBURNE	\$110.00	\$966.50	\$854.00	\$2,506.00	\$6,932.00	\$239,803.00	\$16,038.00	\$7,576.00	\$45,936.00	\$5,390.00	\$326,111.50
CLEVELAND	\$5.00	\$309.00	\$284.00	\$220.00	\$1,768.00	\$36,999.00	\$2,278.00	\$740.00	\$6,876.00	\$1,020.00	\$50,499.00
COLUMBIA	\$40.00	\$11,395.00	\$7,357.50	\$1,318.00	\$20,427.00	\$162,790.00	\$5,427.00	\$3,115.00	\$21,925.00	\$980.00	\$234,774.50
CONWAY	\$110.00	\$4,702.00	\$2,715.50	\$2,086.00	\$9,067.00	\$350,374.00	\$15,956.00	\$5,965.00	\$46,293.00	\$7,160.00	\$444,428.50
CRAIGHEAD	\$410.00	\$8,584.50	\$4,324.50	\$4,802.00	\$37,342.00	\$926,413.00	\$44,019.00	\$11,392.00	\$139,341.00	\$8,330.00	\$1,184,958.00
CRAWFORD	\$240.00	\$2,403.00	\$790.50	\$2,702.00	\$3,293.00	\$238,659.00	\$27,011.00	\$7,672.00	\$78,630.00	\$7,230.00	\$368,630.50
CRITTENDEN	\$245.00	\$15,195.50	\$13,059.50	\$3,968.00	\$12,095.00	\$412,020.00	\$41,261.00	\$8,571.00	\$124,565.00	\$4,030.00	\$635,010.00
CROSS	\$55.00	\$1,316.00	\$1,295.50	\$792.00	\$12,180.00	\$147,638.00	\$6,561.00	\$2,868.00	\$22,216.00	\$790.00	\$195,711.50
DALLAS	\$5.00	\$1,376.00	\$771.00	\$518.00	\$4,326.00	\$99,838.00	\$4,700.00	\$1,503.00	\$11,723.00	\$1,450.00	\$126,210.00
DESHA	\$65.00	\$2,039.50	\$885.50	\$744.00	\$458.00	\$116,438.00	\$6,877.00	\$2,933.00	\$21,204.00	\$2,250.00	\$153,894.00
DREW	\$50.00	\$793.50	\$542.50	\$1,346.00	\$2,557.00	\$145,660.00	\$6,983.00	\$2,552.00	\$24,553.00	\$3,630.00	\$188,667.00
FAULKNER	\$440.00	\$7,935.50	\$4,872.50	\$7,966.00	\$15,275.00	\$862,554.00	\$56,111.00	\$16,134.00	\$169,134.00	\$21,820.00	\$1,162,242.00
FRANKLIN	\$85.00	\$940.50	\$201.50	\$1,216.00	\$11,710.00	\$120,125.00	\$9,660.00	\$2,459.00	\$28,245.00	\$2,250.00	\$176,892.00
FULTON	\$35.00	\$293.50	\$81.00	\$270.00	\$617.00	\$39,515.00	\$2,766.00	\$888.00	\$8,363.00	\$500.00	\$53,328.50
GARLAND	\$720.00	\$5,364.50	\$5,140.50	\$11,252.00	\$26,985.00	\$652,819.00	\$66,649.00	\$24,345.00	\$189,756.00	\$26,790.00	\$1,009,821.00
GRANT	\$80.00	\$315.00	\$250.00	\$880.00	\$2,604.00	\$108,765.00	\$8,076.00	\$2,686.00	\$23,117.00	\$2,830.00	\$149,603.00
GREENE	\$285.00	\$1,355.00	\$573.50	\$1,718.00	\$7,192.00	\$424,808.00	\$18,342.00	\$4,724.00	\$56,131.00	\$5,470.00	\$520,598.50
HEMPSTEAD	\$60.00	\$19,900.00	\$10,014.50	\$724.00	\$3,378.00	\$231,288.00	\$8,458.00	\$3,199.00	\$24,968.00	\$1,500.00	\$303,489.50
HOT SPRING	\$65.00	\$2,461.00	\$999.00	\$2,270.00	\$4,719.00	\$215,177.00	\$14,168.00	\$6,547.00	\$41,634.00	\$5,450.00	\$293,490.00

ARKANSAS LOTTERY COMMISSION
RETAIL SALES BY COUNTY
September 1 through September 30, 2013

COUNTY	ARKANSAS 50/50	CASH 3	CASH 4	DECADES OF DOLLARS	FAST PLAY	INSTANT SETTLEMENTS	MEGA MILLIONS	NATURAL STATE JACKPOT	POWERBALL	RAFFLE	TOTAL SALES FOR COUNTY
HOWARD	\$35.00	\$14,804.00	\$4,813.50	\$620.00	\$3,759.00	\$118,390.00	\$6,275.00	\$1,687.00	\$15,829.00	\$1,350.00	\$167,562.50
INDEPENDENCE	\$235.00	\$3,320.50	\$844.00	\$3,054.00	\$23,050.00	\$538,508.00	\$19,295.00	\$8,092.00	\$55,039.00	\$11,260.00	\$662,697.50
IZARD	\$110.00	\$240.00	\$198.50	\$546.00	\$6,973.00	\$63,646.00	\$4,300.00	\$1,341.00	\$12,033.00	\$1,330.00	\$90,717.50
JACKSON	\$50.00	\$8,788.50	\$4,848.00	\$2,112.00	\$3,853.00	\$244,999.00	\$11,205.00	\$5,551.00	\$31,428.00	\$2,720.00	\$315,554.50
JEFFERSON	\$300.00	\$32,148.50	\$23,112.00	\$7,614.00	\$50,494.00	\$1,063,017.00	\$45,558.00	\$24,209.00	\$130,479.00	\$20,850.00	\$1,397,781.50
JOHNSON	\$155.00	\$732.50	\$691.00	\$1,120.00	\$3,286.00	\$172,215.00	\$11,285.00	\$2,962.00	\$30,955.00	\$4,090.00	\$227,491.50
LAFAYETTE	\$30.00	\$2,194.00	\$1,091.50	\$374.00	\$779.00	\$45,544.00	\$1,630.00	\$936.00	\$6,095.00	\$270.00	\$58,943.50
LAWRENCE	\$45.00	\$1,045.50	\$447.00	\$920.00	\$3,623.00	\$200,700.00	\$4,952.00	\$1,399.00	\$16,735.00	\$1,670.00	\$231,536.50
LEE	\$5.00	\$2,066.50	\$2,068.00	\$226.00	\$1,394.00	\$53,100.00	\$2,368.00	\$669.00	\$7,366.00	\$310.00	\$69,572.50
LINCOLN	\$45.00	\$250.50	\$119.50	\$358.00	\$466.00	\$62,764.00	\$3,369.00	\$2,236.00	\$10,109.00	\$1,330.00	\$81,047.00
LITTLE RIVER	\$30.00	\$2,994.50	\$1,660.50	\$700.00	\$1,897.00	\$75,185.00	\$4,189.00	\$1,176.00	\$10,611.00	\$560.00	\$99,003.00
LOGAN	\$100.00	\$699.00	\$230.00	\$1,314.00	\$3,637.00	\$161,950.00	\$8,622.00	\$3,284.00	\$28,839.00	\$4,110.00	\$212,785.00
LONOKE	\$275.00	\$8,268.50	\$4,481.50	\$5,982.00	\$25,256.00	\$726,211.00	\$43,257.00	\$13,471.00	\$134,025.00	\$15,460.00	\$976,687.00
MADISON	\$50.00	\$84.00	\$2.00	\$238.00	\$412.00	\$38,150.00	\$3,872.00	\$879.00	\$12,628.00	\$1,010.00	\$57,325.00
MARION	\$30.00	\$1,316.00	\$245.50	\$1,464.00	\$2,734.00	\$104,357.00	\$6,257.00	\$2,654.00	\$20,635.00	\$2,740.00	\$142,432.50
MILLER	\$90.00	\$22,754.50	\$8,032.00	\$1,970.00	\$4,862.00	\$311,264.00	\$14,592.00	\$3,343.00	\$40,892.00	\$4,020.00	\$411,819.50
MISSISSIPPI	\$230.00	\$34,486.50	\$14,162.50	\$1,476.00	\$4,425.00	\$321,257.00	\$16,052.00	\$2,796.00	\$51,291.00	\$1,920.00	\$448,096.00
MONROE	\$110.00	\$2,782.50	\$1,215.00	\$704.00	\$4,486.00	\$90,213.00	\$6,402.00	\$1,838.00	\$19,914.00	\$1,450.00	\$129,114.50
MONTGOMERY	\$0.00	\$24.00	\$27.00	\$238.00	\$1,637.00	\$13,993.00	\$2,094.00	\$589.00	\$7,463.00	\$740.00	\$26,805.00
NEVADA	\$40.00	\$2,926.00	\$707.00	\$1,042.00	\$7,925.00	\$149,386.00	\$5,393.00	\$1,428.00	\$14,948.00	\$1,550.00	\$185,345.00
NEWTON	\$10.00	\$121.50	\$49.50	\$184.00	\$1,235.00	\$58,692.00	\$1,898.00	\$586.00	\$4,808.00	\$440.00	\$68,024.00
OUACHITA	\$85.00	\$12,256.00	\$5,512.00	\$1,460.00	\$23,495.00	\$339,337.00	\$11,378.00	\$5,051.00	\$35,164.00	\$5,200.00	\$438,938.00
PERRY	\$10.00	\$479.50	\$215.00	\$480.00	\$2,226.00	\$73,200.00	\$4,910.00	\$1,325.00	\$13,430.00	\$2,310.00	\$98,585.50
PHILLIPS	\$75.00	\$6,453.00	\$4,184.50	\$1,044.00	\$1,777.00	\$139,500.00	\$12,851.00	\$2,125.00	\$45,244.00	\$980.00	\$214,233.50
PIKE	\$130.00	\$63.50	\$26.50	\$544.00	\$8,174.00	\$59,400.00	\$4,399.00	\$1,738.00	\$13,502.00	\$1,360.00	\$89,337.00
POINSETT	\$50.00	\$4,462.50	\$1,735.50	\$788.00	\$6,423.00	\$295,500.00	\$10,665.00	\$4,488.00	\$35,549.00	\$1,810.00	\$361,471.00
POLK	\$0.00	\$330.50	\$80.00	\$996.00	\$1,265.00	\$92,240.00	\$8,072.00	\$2,053.00	\$22,634.00	\$2,550.00	\$130,220.50
POPE	\$185.00	\$4,965.50	\$1,559.50	\$4,854.00	\$16,171.00	\$601,586.00	\$33,469.00	\$11,064.00	\$100,422.00	\$12,790.00	\$787,066.00
PRAIRIE	\$20.00	\$2,253.00	\$1,050.00	\$650.00	\$4,816.00	\$160,123.00	\$4,730.00	\$1,331.00	\$16,081.00	\$1,670.00	\$192,724.00
PULASKI	\$1,915.00	\$93,814.50	\$69,953.00	\$42,924.00	\$165,568.00	\$4,263,722.00	\$295,018.00	\$105,235.00	\$810,217.00	\$94,150.00	\$5,942,516.50
RANDOLPH	\$10.00	\$47.00	\$47.00	\$1,260.00	\$1,330.00	\$109,918.00	\$4,981.00	\$1,797.00	\$16,833.00	\$1,900.00	\$138,123.00

ARKANSAS LOTTERY COMMISSION
RETAIL SALES BY COUNTY
September 1 through September 30, 2013

COUNTY	ARKANSAS 50/50	CASH 3	CASH 4	DECADES OF DOLLARS	FAST PLAY	INSTANT SETTLEMENTS	MEGA MILLIONS	NATURAL STATE JACKPOT	POWERBALL	RAFFLE	TOTAL SALES FOR COUNTY
SAINT FRANCIS	\$50.00	\$11,957.50	\$6,280.00	\$1,146.00	\$3,957.00	\$199,237.00	\$11,449.00	\$2,866.00	\$34,608.00	\$970.00	\$272,520.50
SALINE	\$425.00	\$7,062.00	\$3,594.00	\$8,666.00	\$28,819.00	\$838,033.00	\$62,191.00	\$19,787.00	\$181,117.00	\$25,240.00	\$1,174,934.00
SCOTT	\$25.00	\$115.00	\$56.00	\$282.00	\$1,000.00	\$69,641.00	\$4,399.00	\$1,246.00	\$12,466.00	\$1,320.00	\$90,550.00
SEARCY	\$50.00	\$3,742.50	\$829.00	\$760.00	\$3,777.00	\$89,054.00	\$3,209.00	\$1,201.00	\$9,857.00	\$1,230.00	\$113,709.50
SEBASTIAN	\$665.00	\$16,253.00	\$4,517.50	\$7,862.00	\$14,990.00	\$574,227.00	\$67,087.00	\$21,313.00	\$201,616.00	\$22,580.00	\$931,110.50
SEVIER	\$10.00	\$2,535.00	\$862.00	\$550.00	\$2,099.00	\$84,600.00	\$5,777.00	\$1,265.00	\$17,368.00	\$1,430.00	\$116,496.00
SHARP	\$80.00	\$552.00	\$205.00	\$1,086.00	\$12,836.00	\$184,238.00	\$7,652.00	\$2,862.00	\$24,121.00	\$2,910.00	\$236,542.00
STONE	\$30.00	\$1,020.00	\$325.50	\$738.00	\$4,618.00	\$76,954.00	\$4,368.00	\$1,625.00	\$12,613.00	\$1,140.00	\$103,431.50
UNION	\$115.00	\$37,791.00	\$22,159.50	\$2,534.00	\$14,764.00	\$529,246.00	\$19,270.00	\$5,505.00	\$61,213.00	\$3,020.00	\$695,617.50
VAN BUREN	\$45.00	\$1,036.50	\$275.50	\$806.00	\$1,895.00	\$117,915.00	\$7,008.00	\$2,118.00	\$25,185.00	\$3,050.00	\$159,334.00
WASHINGTON	\$630.00	\$13,115.50	\$5,200.00	\$10,290.00	\$23,722.00	\$1,038,608.00	\$100,235.00	\$21,029.00	\$287,110.00	\$26,650.00	\$1,526,589.50
WHITE	\$255.00	\$4,466.00	\$2,358.50	\$4,302.00	\$25,229.00	\$961,476.00	\$33,390.00	\$12,385.00	\$105,240.00	\$12,840.00	\$1,161,941.50
WOODRUFF	\$10.00	\$2,548.00	\$416.00	\$304.00	\$2,430.00	\$77,681.00	\$3,296.00	\$1,010.00	\$10,476.00	\$1,170.00	\$99,341.00
YELL	\$60.00	\$491.00	\$135.00	\$1,264.00	\$6,630.00	\$140,553.00	\$8,632.00	\$2,971.00	\$23,967.00	\$3,840.00	\$188,543.00

GRAND TOTALS	*Arkansas 50/50	*Cash 3	*Cash 4	*Decades of Dollars	*Fast Play	*Instant	*Mega Millions	*Natural State Jackpot	*Powerball	*Raffle	*Totals
	\$11,410.00	\$492,042.50	\$289,370.00	\$198,758.00	\$809,324.00	\$23,792,952.00	\$1,496,311.00	\$476,066.00	\$4,451,002.00	\$466,240.00	\$32,483,475.50

*Estimates

**Arkansas Lottery Commission
Total Number of Active Retailers
September 2013**

There were 1,891 active retailers as of September 30, 2013.

Arkansas Lottery Commission
Statement of Net Position
September 30, 2013

ASSETS

Current assets:

Cash and Cash Equivalents	\$ 3,720,489.25
Restricted Assets:	
Cash and cash equivalents	10,132,093.11
Accounts receivable	11,563,255.11
Prepaid items	<u>92,537.68</u>
 Total current assets	 <u>25,508,375.15</u>

Noncurrent assets:

Restricted assets:	
Cash and cash equivalents	20,081,877.72
Deposits with Multi-State Lottery Association	1,813,325.38
Capital assets:	
Equipment	526,664.88
Leasehold Improvements	498,416.68
Less accumulated depreciation	<u>(712,249.67)</u>
 Total noncurrent assets	 <u>22,208,034.99</u>
 Total assets	 <u>\$ 47,716,410.14</u>

LIABILITIES

Current liabilities:

Accounts payable	\$ 528,161.67
Prizes payable	16,459,676.49
Accrued and other liabilities	1,155,539.84
Due to other funds	1,099,528.42
Payable to ADHE	8,024,180.43
Compensated absences	<u>272,312.70</u>
 Total current liabilities	 <u>27,539,399.55</u>

Long-Term liabilities:

Net OPEB Obligation	<u>1,023,635.88</u>
 Total liabilities	 <u>28,563,035.43</u>

Deferred inflows:

Unearned revenue	<u>370,485.77</u>
------------------	-------------------

NET POSITION

Net position:

Invested in capital assets	312,831.89
Restricted:	
Scholarship shortfall fund	20,000,000.00
Retailer fidelity fund	81,877.72
Deposits with Multi-State Lottery Asso.	1,813,325.38
Unclaimed Prize Fund	2,452,624.84
Unrestricted	<u>(5,877,770.89)</u>
 Total net position	 <u>18,782,888.94</u>
 Total liabilities, deferred inflows & net position	 <u>\$ 47,716,410.14</u>

Arkansas Lottery Commission
Statement of Revenues, Expenses, and Changes in Net Position
For the Three Months Ended September 30, 2013

	Current month	Year to date
Operating revenues:		
Instant ticket sales	\$ 23,218,212.00	\$ 75,503,897.00
Online ticket sales	8,580,502.00	23,755,724.50
Retailer application, fidelity and service fees	59,120.63	145,998.18
Other revenue	<u>(268.91)</u>	<u>2,044.52</u>
 Total operating revenues	 <u>31,857,565.72</u>	 <u>99,407,664.20</u>
 Operating expenses:		
Instant game prizes	16,179,968.40	53,323,678.71
Online game prizes	4,578,079.27	12,457,447.01
Retailer commissions	1,766,614.37	5,536,182.79
Gaming contract costs	1,553,611.76	4,820,862.15
Compensation and benefits	399,252.12	1,332,498.14
Marketing, advertising and promotions	374,934.38	849,584.12
General and administrative expenses	102,835.52	358,222.75
Services provided by ADHE	68,333.00	204,999.00
Services provided by Legislative Audit Agency	22,900.00	68,700.00
Legal and professional services	161.10	256.10
Depreciation	<u>15,179.89</u>	<u>45,539.67</u>
 Total operating expenses	 <u>25,061,869.81</u>	 <u>78,997,970.44</u>
 Operating income	 6,795,695.91	 20,409,693.76
 Nonoperating revenue (expense):		
Interest income	15,108.78	79,131.01
Other Non Operating Income	<u>45,575.46</u>	<u> </u>
 Income before transfers	 6,856,380.15	 20,488,824.77
Transfers to:		
Trust Account for ADHE	(6,023,766.10)	(17,316,966.89)
Arkansas Department of Human Services		
Transfers from:		
Transfers from ADHE	<u> </u>	<u>0.00</u>
 Change in net position	 <u>\$ 832,614.05</u>	 <u>3,171,857.88</u>
 Total net position - beginning		<u>15,611,031.06</u>
Total net position - ending		<u>\$ 18,782,888.94</u>

Arkansas Lottery Commission
Statement of Revenues, Expenses, and Changes in Net Position
For the Three Months Ended September 30, 2013

	CM Actual	%	CM Budget	%	CM Variance	YTD Actual	%	YTD Budget	%	YTD Variance
Operating Revenues										
Instant Games	\$23,218,212.00	72.88	\$28,595,833.00	79.53	\$(5,377,621.00)	\$ 75,503,897.00	75.95	\$86,274,999.00	80.60	\$(10,771,102.00)
OnLine Games	8,580,502.00	26.93	7,316,518.00	20.35	1,263,984.00	23,755,724.50	23.90	20,637,049.00	19.28	3,118,675.50
Retailer application, fidelity	59,120.63	0.19	44,167.00	0.12	14,953.63	145,998.18	0.15	132,500.00	0.12	13,498.18
Other Revenue	<u>(268.91)</u>	<u>(0.00)</u>	<u>833.00</u>	<u>0.00</u>	<u>(1,101.91)</u>	<u>2,044.52</u>	<u>0.00</u>	<u>2,500.00</u>	<u>0.00</u>	<u>(455.48)</u>
Total Operating Revenues	<u>31,857,565.72</u>	<u>100.00</u>	<u>35,957,351.00</u>	<u>100.00</u>	<u>(4,099,785.28)</u>	<u>99,407,664.20</u>	<u>100.00</u>	<u>107,047,048.00</u>	<u>100.00</u>	<u>(7,639,383.80)</u>
Operating Expenses										
Instant Game Prizes	16,179,968.40	50.79	19,999,750.46	55.62	(3,819,782.06)	53,323,678.71	53.64	60,559,286.00	56.57	(7,235,607.29)
On-Line Game Prizes	4,578,079.27	14.37	3,669,353.60	10.20	908,725.67	12,457,447.01	12.53	10,418,545.06	9.73	2,038,901.95
Retailer Commissions	1,766,614.37	5.55	2,030,759.00	5.65	(264,144.63)	5,536,182.79	5.57	6,048,124.00	5.65	(511,941.21)
Gaming Contract Costs	1,553,611.76	4.88	1,850,494.00	5.15	(296,882.24)	4,820,862.15	4.85	5,508,969.00	5.15	(688,106.85)
Staff Compensation & Benefits	399,252.12	1.25	512,071.00	1.42	(112,818.88)	1,332,498.14	1.34	1,604,597.00	1.50	(272,098.86)
Marketing, Advertising & Promo	374,934.38	1.18	375,000.00	1.04	(65.62)	849,584.12	0.85	1,125,000.00	1.05	(275,415.88)
General and administrative ex	102,835.52	0.32	114,167.00	0.32	(11,331.48)	358,222.75	0.36	342,500.00	0.32	15,722.75
Services Provided by Other Age	91,233.00	0.29	129,167.00	0.36	(37,934.00)	273,699.00	0.28	387,500.00	0.36	(113,801.00)
Legal and Professional Service	161.10	0.00	2,084.00	0.01	(1,922.90)	256.10	0.00	6,250.00	0.01	(5,993.90)
Capital asset depreciation	<u>15,179.89</u>	<u>0.05</u>	<u>15,417.00</u>	<u>0.04</u>	<u>(237.11)</u>	<u>45,539.67</u>	<u>0.05</u>	<u>46,250.00</u>	<u>0.04</u>	<u>(710.33)</u>
Total Operating Expenses	<u>25,061,869.81</u>	<u>78.67</u>	<u>28,698,263.06</u>	<u>79.81</u>	<u>(3,636,393.25)</u>	<u>78,997,970.44</u>	<u>79.47</u>	<u>86,047,021.06</u>	<u>80.38</u>	<u>(7,049,050.62)</u>
Operating Income	6,795,695.91	21.33	7,259,087.94	20.19	(463,392.03)	20,409,693.76	20.53	21,000,026.94	19.62	(590,333.18)
Non-Operating Revenue (Expense)	45,575.46				45,575.46	-				-
Interest Income	<u>15,108.78</u>	<u>0.05</u>	<u>20,000.00</u>	<u>0.06</u>	<u>(4,891.22)</u>	<u>79,131.01</u>	<u>0.08</u>	<u>60,000.00</u>	<u>0.06</u>	<u>19,131.01</u>
Income before transfers	<u>\$ 6,856,380.15</u>	<u>21.52</u>	<u>\$ 7,279,087.94</u>	<u>20.24</u>	<u>\$ (422,707.79)</u>	<u>\$ 20,488,824.77</u>	<u>20.61</u>	<u>\$21,060,026.94</u>	<u>19.67</u>	<u>\$ (571,202.17)</u>

Arkansas Scholarship Commission
Net Proceeds Transfer to Ed Trust Computation
Modified Cash Basis
For the Three Months Ended September 30, 2013

	Year to date	
Operating revenues:		
Instant ticket SETTLEMENTS	\$ 75,508,185.00	
Online ticket sales	23,755,724.50	
A/R write-offs		
Retailer application, fidelity and service fees	145,998.18	
Other revenue	<u>2,044.52</u>	
 Total operating revenues	 <u>99,411,952.20</u>	
 Operating expenses:		
Instant game prizes SETTLEMENTS	55,041,743.00	
Online game prizes	12,457,447.01	
Retailer commissions	5,536,182.79	
Gaming contract costs	4,820,862.15	
Compensation and benefits	1,332,498.14	
Marketing, advertising and promotions	849,584.12	
General and administrative expenses	358,222.75	
Services provided by ADHE	204,999.00	
Services provided by Legislative Audit Agency	68,700.00	
Legal and professional services	256.10	
Current year Capital Asset cost	<u>0.00</u>	
Total operating expenses	<u>80,670,495.06</u>	
 Change in net proceeds from operations	 18,741,457.14	
 Nonoperating revenue (expense):		
Interest Income	79,131.01	
Other Non Operating Income		
EDUCATION TRUST FUNDING-Current Year	(11,293,200.79)	
Less Act 1180 Unclaimed Prizes	(1,452,624.84)	
Less Transfer to ADHS	0.00	
Less Current year Fidelity Fund fees	(11,291.03)	restricted fund
Less Current year MUSL Reserves additions	(39,705.39)	see 23-115-103(17) and (19)(A)&(B)

NET PROCEEDS EARNED-Current Month **\$ 6,023,766.10**

Totals	Transfer	Interest	Total
	\$ 7,220,127.09	\$ 804,053.34	\$ 8,024,180.43
July 2012 funding - 8/15/12	\$ 4,727,442.68	\$ 25,058.83	\$ 4,752,501.51
ADHE Refund for excess funding 8/7/12	\$ 6,342,312.00		\$ 6,342,312.00
August transfer to ADHE 8/10/12	\$ (55,000,000.00)		\$ (55,000,000.00)
June 2012 Audit Adjustments funding - 9/15/12	\$ (72,247.92)		\$ (72,247.92)
August 2012 funding - 9/15/12	\$ 7,181,223.09	\$ 12,062.84	\$ 7,193,285.93
September 2012 funding - 10/15/12	\$ 6,576,892.46	\$ 8,064.30	\$ 6,584,956.76
October 2012 funding - 11/15/12	\$ 6,621,349.77	\$ 11,516.26	\$ 6,632,866.03
November 2012 funding - 12/15/12	\$ 8,429,441.15	\$ 14,494.44	\$ 8,443,935.59
December 2012 funding - 1/15/13	\$ 6,895,999.32	\$ 18,261.36	\$ 6,914,260.68
January 2013 funding - 2/15/13	\$ 6,516,869.09	\$ 22,084.00	\$ 6,538,953.09
February transfer to ADHE 2/1/13	\$ (45,000,000.00)		\$ (45,000,000.00)
February transfer to ADHE 2/8/13	\$ (10,000,000.00)		\$ (10,000,000.00)
February 2013 funding - 3/15/13	\$ 6,445,840.69	\$ 1,278.08	\$ 6,447,118.77
March transfer to ADHE 3/22/13	\$ (5,000,000.00)		\$ (5,000,000.00)
March 2013 funding - 4/15/13	\$ 9,773,520.45	\$ 1,752.38	\$ 9,775,272.83
April 2013 funding - 5/15/13	\$ 8,139,256.61	\$ 4,210.72	\$ 8,143,467.33
May 2013 funding - 6/15/13	\$ 9,886,108.67	\$ 8,239.18	\$ 9,894,347.85
June 2013 funding - 7/15/13	\$ 3,539,162.77	\$ 11,906.02	\$ 3,551,068.79
June 2013 Unclaimed Prize funding - 7/15/13	\$ 5,040,413.97		\$ 5,040,413.97
ADHE Refund for excess funding 8/17/13	\$ 2,138,092.38		\$ 2,138,092.38
July 2013 funding - 8/15/13	\$ 4,874,325.72	\$ 17,045.97	\$ 4,891,371.69
August transfer to ADHE 8/29/13	\$ (45,000,000.00)		\$ (45,000,000.00)
August 2013 funding - 9/15/13	\$ 6,383,238.35	\$ 18,590.75	\$ 6,401,829.10
September transfer to ADHE 9/13/13	\$ (5,000,000.00)		\$ (5,000,000.00)
September 2013 funding - 10/15/13	\$ 6,022,883.01	883.09	\$ 6,023,766.10
June 2013 Audit Adjustments funding - 10/15/13	\$ 344,712.16		\$ 344,712.16

Arkansas Lottery Commission
Unclaimed Prizes
September 30, 2013

	Monthly	Year to Date
1. Unclaimed lottery prize money:	\$618,078.57	\$1,452,624.84
2. Expenditures from unclaimed lottery prize money:	0.00	0.00
3. Reserved for future prizes, promotions or reserves:	\$618,078.57	\$1,452,624.84
Deposits to net lottery proceeds from unclaimed Lottery prize money:	0.00	0.00

ARKANSAS LOTTERY COMMISSION MINORITY- AND FEMALE-OWNED DIVERSITY COMPLIANCE REPORT

September 1 through September 30, 2013

Vendors	Goods or Services	Diversity Classification	September 2013	FY 2014 Total
Bryd Enterprises, Inc.	Lighting & Service Co.	Minority-owned		\$379.50
Goddess Products	Office Furniture/Supplies	Minority-owned	\$462.16	\$1,780.90
Northeast Arkansas Cleaning Service	Janitorial Services	Female-owned	\$594.05	\$1,673.15
Party Prints, Inc.	Advertising/Public Relations	Minority/Female-owned		\$6,781.25
Ride N Shine Detail	Auto Servicing	Minority-owned	\$22.39	\$22.39
SHI International Corporation	Computer Software	Female-owned		\$232.00
Trivia Marketing	Advertising/Public Relations	Female-owned		\$6.54
Totals			\$1,078.60	\$10,875.73

INTRALOT MINORITY- AND FEMALE-OWNED DIVERSITY COMPLIANCE REPORT

September 1 through September 30, 2013

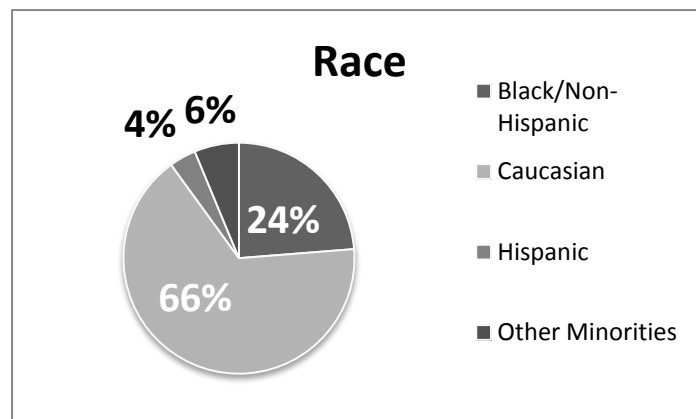
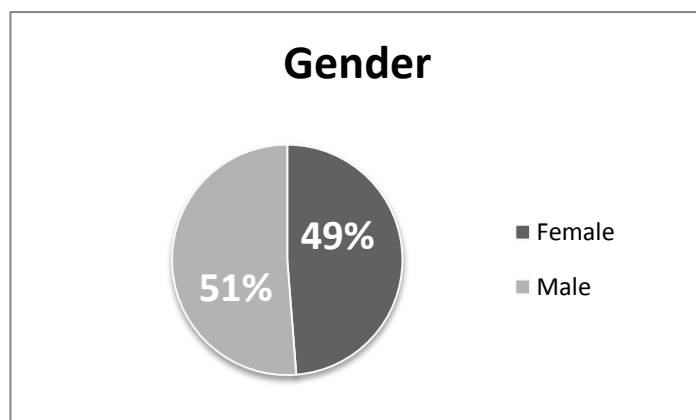
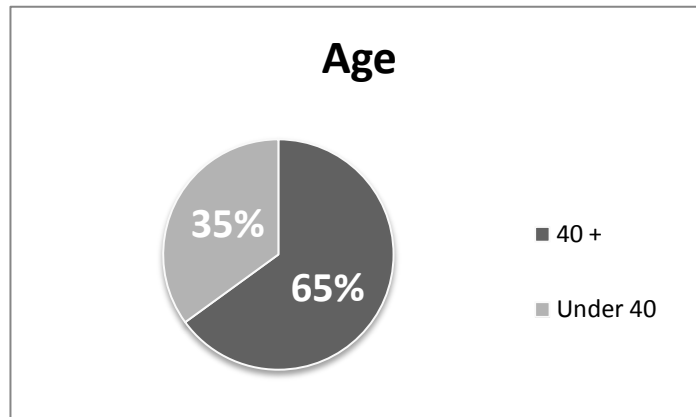
Vendors	Goods or Services	Diversity Classification	September 2013	FY 2014 Total
J Kelly Referrals and Information Services	Call Center/Information Services	Minority-owned	\$9,241.44	\$31,624.32
Totals			\$9,241.44	\$31,624.32

SCIENTIFIC GAMES MINORITY- AND FEMALE-OWNED DIVERSITY COMPLIANCE REPORT

September 1 through September 30, 2013

Vendors	Goods or Services	Diversity Classification	September 2013	FY 2014 Total
Expedited Transportation Service	Transportation Services	Female-owned	\$11,350.89	\$37,782.55
Laser Express, Inc.	Computer Printer Supply	Minority-owned	\$712.50	\$712.50
Mr. Klean Carpet and Janitorial Service	Janitorial Services	Minority-owned	\$298.30	\$894.90
Totals				\$39,389.95

Arkansas Lottery Commission Demographics – September 2013



Total Number of Employees as of September 30, 2013: 80

Gender:

Females – 39
Males – 41

Age:

Under 40 – 28
40 + – 52

Race:

Black/Non-Hispanic – 19
Female – 13
Male - 6

Caucasian – 53
Female - 22
Male - 31

Hispanic – 3
Female - 2
Male - 1

Other – 5
Female - 2
Male - 3

Arkansas Lottery Commission – Internal Audit
Arkansas Lottery Commission Legislative Oversight Committee Monthly Report
October 10, 2013

On September 16, 2013, the Arkansas Lottery Commission Internal Auditor (Internal Audit) presented results of the Human Resources Processes Audit to members of the Arkansas Lottery Commission (ALC). The audit centered on controls and procedures relative to the hiring, termination, employee benefits, and performance evaluation processes. Additionally, monitoring of employees' annual affirmation of understanding of and compliance with the ALC's *Code of Ethics* and *Mission, Vision, and Values (MVV)* statement was tested as part of the audit. The audit covered aspects of these processes from July 2011 through August 2013. The following observation was reported to the ALC:

- Timeliness of all phases of employee performance evaluations, including annual affirmation of the *Code of Ethics* and *MVV* statement.

Relative to the performance cycle completed on June 30, 2012, Internal Audit noted that completion deadlines for performance evaluations were communicated to evaluating managers at the applicable intervals during the performance year. While many performance evaluations were completed in a timely fashion, others were completed at various intervals during FY 2013, resulting in inconsistent timing of the process across the organization. Internal Audit recommended that ALC Management establish a more stringent monitoring program relative to performance evaluations and the integrated affirmation process that includes clear deadlines for completion of each phase of the performance evaluation process, ongoing monitoring and reporting of progress to the Director, and meaningful follow-up (if necessary) related to past-due evaluations. ALC Management has responded stating that such a program will be adopted to ensure achievement of these objectives going forward. Follow-up audit procedures, when appropriate, are required in order for Internal Audit to consider the observation cleared, and the ALC and Arkansas Lottery Commission Legislative Oversight Committee will be apprised of the results of those procedures.

Additionally, Internal Audit reported to the ALC that follow-up audit procedures were performed for the IT Gaming Quality Assurance process, and that Internal Audit's observation from the initial audit of this process (reported to the Arkansas Lottery Commission Legislative Oversight Committee on April 10, 2013) is now considered cleared based on ALC Management's corrective action.

No additional items have been reported to the Arkansas Lottery Commission since the previous report submitted to the Arkansas Lottery Commission Legislative Oversight Committee on September 10, 2013.

Arkansas Lottery Commission
Instant & Fast Play Games
September 2013

There were no new Instant games that started sales in September, 2013.

There were no new Fast Play games that started sales in September, 2013.