



ARKANSAS DEPARTMENT OF EDUCATION

Dr. Tom W. Kimbrell
Commissioner

August 1, 2013

**State Board
of Education**

Jim Cooper
Melbourne
Chair

Brenda Gullett
Fayetteville
Vice Chair

Dr. Jay Barth
Little Rock

Joe Black
Newport

Sam Ledbetter
Little Rock

Alice Mahony
El Dorado

Toyce Newton
Crossett

Mireya Reith
Fayetteville

Vicki Saviers
Little Rock

Mr. Mark Hudson
Legislative Analyst
Senate and House Education Committees
One Capitol Mall, 5th Floor
Little Rock, AR 72201

Dear Mr. Hudson:

Arkansas Code Annotated § 6-15-2701, requires the Arkansas Department of Education to submit an annual report on 1) the use of national school lunch state categorical funding by chronically underperforming schools in the state; and 2) the status of the achievement gaps at chronically underperforming schools in the state. Attached, is a compilation of that information as required by code.

Respectfully submitted,

Tom Kimbrell, Ed.D.
Commissioner of Education

Attachment
TK/mg

Four Capitol Mall
Little Rock, AR
72201-1019
(501) 682-4475
ArkansasEd.org

Arkansas Department of Education
Report Pursuant to Ark. Code Ann. § 6-15-2701 Closing the Achievement Gap Program
August 1, 2013

Ark. Code Ann. § 6-15-2701(c)(3) requires the Arkansas Department of Education to submit a report annually to the House and Senate Education Committees on 1) the use of national school lunch state categorical funding by chronically underperforming schools in the state; and 2) the status of the achievement gaps at chronically underperforming schools in the state. A chronically underperforming school is defined in Ark. Code Ann. § 6-15-2701(a) as “a public school that does not meet adequate yearly progress under the No Child Left Behind Act of 2001, 20 U.S.C. § 6301 et seq., as it existed on July 1, 2009, for three (3) or more consecutive years.”

On July 9, 2012 Arkansas received a waiver from the requirement in ESEA section 1111(b)(2)(E)-(H) that prescribes how an SEA must establish annual measurable objectives (AMOs) for determining adequate yearly progress (AYP). As such, the ADE no longer identifies schools as not meeting adequate yearly progress. As a part of the waiver Arkansas was asked to identify a number of lowest-performing schools equal to at least five percent of the State’s Title I schools as priority schools. The list of priority schools is being submitted in this report in lieu of “chronically underperforming schools” as defined in 6-15-2701.

In compliance with Ark. Code Ann. § 6-15-2701(c)(3), attached to this report are the following:

- **Exhibit A** contains lists of priority schools pursuant to the explanation cited above for the 2011-2012 school year.
- **Exhibit B** shows the achievement gap in proficiency between Economically Disadvantaged students and Non-Economically Disadvantaged students in priority schools for both 2011 and 2012 school years in both literacy and math.
- **Exhibit C** shows line graphs for priority schools which displays the percent of students proficient in literacy and math achievement for all ESEA subgroups with at least 10 students tested.
- **Exhibit D** contains the NSLA categorical fund expenditure for the 2011-2012 school year for each school district that had a priority school.

Exhibit A

Exhibit A-Chronically Underperforming Schools 2011-12

District LEA Number	District	Leanob	School Description	Grade Range 2011-12
901	DERMOTT SCHOOL DISTRICT	901003	DERMOTT HIGH SCHOOL	7-12
903	LAKESIDE SCHOOL DISTRICT	903018	LAKESIDE HIGH SCHOOL	9-12
1802	EARLE SCHOOL DISTRICT	1802007	EARLE HIGH SCHOOL	7-12
1803	WEST MEMPHIS SCHOOL DISTRICT	1803035	WONDER JUNIOR HIGH SCHOOL	7-9
2603	HOT SPRINGS SCHOOL DISTRICT	2603013	SUMMIT SCHOOL	K-12
3104	MINERAL SPRINGS SCHOOL DISTRICT	3104022	SARATOGA HIGH SCHOOL	7-12
3502	DOLLARWAY SCHOOL DISTRICT	3502005	ALTHEIMER-MARTIN ELEMENTARY	K-5
3502	DOLLARWAY SCHOOL DISTRICT	3502009	ROBERT F MOREHEAD MIDDLE SCHOO	6-8
3502	DOLLARWAY SCHOOL DISTRICT	3502010	DOLLARWAY HIGH SCHOOL	9-12
3505	PINE BLUFF SCHOOL DISTRICT	3505025	BELAIR MIDDLE SCHOOL	6-7
3505	PINE BLUFF SCHOOL DISTRICT	3505030	GREENVILLE ELEMENTARY SCHOOL	K-5
3505	PINE BLUFF SCHOOL DISTRICT	3505034	OAK PARK ELEMENTARY SCHOOL	K-5
3505	PINE BLUFF SCHOOL DISTRICT	3505042	PINE BLUFF HIGH SCHOOL	10-12
3505	PINE BLUFF SCHOOL DISTRICT	3505044	JACK ROBEY JR. HIGH SCHOOL	8-9
3704	LAFAYETTE COUNTY SCHOOL DISTRICT	3704013	LAFAYETTE COUNTY HIGH SCHOOL	7-12
3904	LEE COUNTY SCHOOL DISTRICT	3904005	WHITTEN ELEMENTARY SCHOOL	K-4
3904	LEE COUNTY SCHOOL DISTRICT	3904006	ANNA STRONG MIDDLE SCHOOL	5-8
3904	LEE COUNTY SCHOOL DISTRICT	3904008	LEE HIGH SCHOOL	9-12
4605	TEXARKANA SCHOOL DISTRICT	4605026	ARKANSAS HIGH SCHOOL	9-12
4702	BLYTHEVILLE SCHOOL DISTRICT	4702011	BLYTHEVILLE INTERMEDIATE SCH	5-6
4702	BLYTHEVILLE SCHOOL DISTRICT	4702703	BLYTHEVILLE CHARTER SCHOOL&ALC	7-12
4713	OSCEOLA SCHOOL DISTRICT	4713050	OSCEOLA MIDDLE SCHOOL	6-8
4713	OSCEOLA SCHOOL DISTRICT	4713051	OSCEOLA HIGH SCHOOL	9-12
5206	STEPHENS SCHOOL DISTRICT	5206033	STEPHENS HIGH SCHOOL	7-12
5403	HELENA/ W.HELENA SCHOOL DISTRICT	5403019	CENTRAL HIGH SCHOOL	9-12
5404	MARVELL SCHOOL DISTRICT	5404032	MARVELL HIGH SCHOOL	7-12
6001	LITTLE ROCK SCHOOL DISTRICT	6001002	HALL HIGH SCHOOL	9-12
6001	LITTLE ROCK SCHOOL DISTRICT	6001013	HENDERSON MIDDLE SCHOOL	6-8
6001	LITTLE ROCK SCHOOL DISTRICT	6001044	WILSON ELEMENTARY SCHOOL	K-5
6001	LITTLE ROCK SCHOOL DISTRICT	6001052	BASELINE ELEMENTARY SCHOOL	K-5
6001	LITTLE ROCK SCHOOL DISTRICT	6001056	GEYER SPRINGS ELEM. SCHOOL	K-5
6001	LITTLE ROCK SCHOOL DISTRICT	6001063	J.A. FAIR HIGH SCHOOL	9-12
6001	LITTLE ROCK SCHOOL DISTRICT	6001064	MCCLELLAN MAGNET HIGH SCHOOL	9-12
6001	LITTLE ROCK SCHOOL DISTRICT	6001702	CLOVERDALE AEROSPACE TECH CHAR	6-8
6002	N. LITTLE ROCK SCHOOL DISTRICT	6002054	BOONE PARK ELEMENTARY SCHOOL	K-5
6002	N. LITTLE ROCK SCHOOL DISTRICT	6002077	ROSE CITY MIDDLE SCHOOL	6-8
6003	PULASKI CO. SPEC. SCHOOL DISTRICT	6003102	HARRIS ELEMENTARY SCHOOL	K-5
6003	PULASKI CO. SPEC. SCHOOL DISTRICT	6003123	JACKSONVILLE HIGH SCHOOL	9-12
6003	PULASKI CO. SPEC. SCHOOL DISTRICT	6003125	WILBUR D. MILLS HIGH SCHOOL	9-12
6044	COVENANTKEEPERS CHARTER SCHOOL	6044702	COVENANT KEEPERS CHARTER	6-8
6201	FORREST CITY SCHOOL DISTRICT	6201010	FORREST CITY JR. HIGH	7-8
6201	FORREST CITY SCHOOL DISTRICT	6201011	FORREST CITY HIGH SCHOOL	9-12



Exhibit A-Chronically Underperforming Schools 2011-12

District LEA Number	District	Leanob	School Description	Grade Range 2011-12
6202	HUGHES SCHOOL DISTRICT	6202024	HUGHES HIGH SCHOOL	7-12
6601	FORT SMITH SCHOOL DISTRICT	6601005	BELLE POINT ALTERNATIVE CENTER	7-12
6601	FORT SMITH SCHOOL DISTRICT	6601019	TRUSTY ELEMENTARY SCHOOL	K-5
7009	STRONG-HUTTIG SCHOOL DISTRICT	7009049	STRONG HIGH SCHOOL	7-12
7207	SPRINGDALE SCHOOL DISTRICT	7207067	SPRINGDALE ALTERNATIVE SCHOOL	9-12
7401	AUGUSTA SCHOOL DISTRICT	7401003	AUGUSTA HIGH SCHOOL	8-12

Exhibit B

Achievement Gap Report

2011 Literacy Proficiency

SCHOOL LEA	SCHOOL NAME	DISTRICT LEA	DISTRICT NAME	2011 Non-Economically Disadvantaged	2011 Economically Disadvantaged	Achievement Gap
0903018	LAKESIDE HIGH SCHOOL	0903000	LAKESIDE SCHOOL DISTRICT	100.00	31.81	68.19
7401003	AUGUSTA HIGH SCHOOL	7401000	AUGUSTA SCHOOL DISTRICT	100.00	34.66	65.34
6002077	ROSE CITY MIDDLE SCHOOL	6002000	N. LITTLE ROCK SCHOOL DISTRICT	100.00	40.40	59.60
3502005	ALTHEIMER-MARTIN ELEMENTARY	3502000	DOLLARWAY SCHOOL DISTRICT	100.00	45.00	55.00
3904008	LEE HIGH SCHOOL	3904000	LEE COUNTY SCHOOL DISTRICT	72.72	28.76	43.96
5206033	STEPHENS HIGH SCHOOL	5206000	STEPHENS SCHOOL DISTRICT	71.42	30.15	41.27
3104022	SARATOGA HIGH SCHOOL	3104000	MINERAL SPRINGS SCHOOL DIST.	75.00	43.47	31.53
6001052	BASELINE ELEMENTARY SCHOOL	6001000	LITTLE ROCK SCHOOL DISTRICT	75.00	44.11	30.89
3505034	OAK PARK ELEMENTARY SCHOOL	3505000	PINE BLUFF SCHOOL DISTRICT	73.33	42.76	30.57
6001063	J.A. FAIR HIGH SCHOOL	6001000	LITTLE ROCK SCHOOL DISTRICT	55.26	26.66	28.60
7009049	STRONG HIGH SCHOOL	7009000	STRONG-HUTTIG SCHOOL DISTRICT	66.66	38.46	28.20
6001002	HALL HIGH SCHOOL	6001000	LITTLE ROCK SCHOOL DISTRICT	66.66	39.89	26.77
3505030	GREENVILLE ELEMENTARY SCHOOL	3505000	PINE BLUFF SCHOOL DISTRICT	75.00	48.75	26.25
6601019	TRUSTY ELEMENTARY SCHOOL	6601000	FORT SMITH SCHOOL DISTRICT	83.33	59.30	24.03
6003123	JACKSONVILLE HIGH SCHOOL	6003000	PULASKI CO. SPEC. SCHOOL DIST.	53.16	29.66	23.50
3505025	BELAIR MIDDLE SCHOOL	3505000	PINE BLUFF SCHOOL DISTRICT	59.52	37.18	22.34
4605026	ARKANSAS HIGH SCHOOL	4605000	TEXARKANA SCHOOL DISTRICT	57.54	36.03	21.51
6001013	HENDERSON MIDDLE SCHOOL	6001000	LITTLE ROCK SCHOOL DISTRICT	60.00	41.66	18.34
3704013	LAFAYETTE COUNTY HIGH SCHOOL	3704000	LAFAYETTE COUNTY SCHOOL DISTRI	56.00	39.86	16.14
6003125	WILBUR D. MILLS HIGH SCHOOL	6003000	PULASKI CO. SPEC. SCHOOL DIST.	60.75	45.00	15.75
3904006	ANNA STRONG MIDDLE SCHOOL	3904000	LEE COUNTY SCHOOL DISTRICT	63.88	49.35	14.53
3505044	JACK ROBEY JR. HIGH SCHOOL	3505000	PINE BLUFF SCHOOL DISTRICT	55.00	40.92	14.08
2603013	SUMMIT SCHOOL	2603000	HOT SPRINGS SCHOOL DISTRICT	28.57	14.81	13.76
3505042	PINE BLUFF HIGH SCHOOL	3505000	PINE BLUFF SCHOOL DISTRICT	41.17	28.16	13.01
3904005	WHITTEN ELEMENTARY SCHOOL	3904000	LEE COUNTY SCHOOL DISTRICT	47.82	36.06	11.76
3502009	ROBERT F MOREHEAD MIDDLE SCHOO	3502000	DOLLARWAY SCHOOL DISTRICT	53.57	44.08	9.49
1802007	EARLE HIGH SCHOOL	1802000	EARLE SCHOOL DISTRICT	57.14	48.52	8.62
6001064	MCCELLELLAN MAGNET HIGH SCHOOL	6001000	LITTLE ROCK SCHOOL DISTRICT	35.71	29.22	6.49
7207067	SPRINGDALE ALTERNATIVE SCHOOL	7207000	SPRINGDALE SCHOOL DISTRICT	0.00	0.00	0.00



Achievement Gap Report

2011 Literacy Proficiency

SCHOOL LEA	SCHOOL NAME	DISTRICT LEA	DISTRICT NAME	2011 Non-Economically Disadvantaged	2011 Economically Disadvantaged	Achievement Gap
4713051	OSCEOLA HIGH SCHOOL	4713000	OSCEOLA SCHOOL DISTRICT	42.85	43.54	-0.69
3502010	DOLLARWAY HIGH SCHOOL	3502000	DOLLARWAY SCHOOL DISTRICT	35.71	36.45	-0.74
6044702	COVENANT KEEPERS CHARTER	6044000	COVENANTKEEPERS CHARTER SCHOOL	50.00	57.30	-7.30
6001056	GEYER SPRINGS ELEM. SCHOOL	6001000	LITTLE ROCK SCHOOL DISTRICT	40.00	51.89	-11.89
4702703	BLYTHEVILLE CHARTER SCHOOL&ALC	4702000	BLYTHEVILLE SCHOOL DISTRICT	0.00	16.66	-16.66
6601005	BELLE POINT ALTERNATIVE CENTER	6601000	FORT SMITH SCHOOL DISTRICT	0.00	16.66	-16.66
4713050	OSCEOLA MIDDLE SCHOOL	4713000	OSCEOLA SCHOOL DISTRICT	33.33	51.18	-17.85
5404032	MARVELL HIGH SCHOOL	5404000	MARVELL SCHOOL DISTRICT	20.00	37.93	-17.93
6201011	FORREST CITY HIGH SCHOOL	6201000	FORREST CITY SCHOOL DISTRICT	0.00	32.42	-32.42
5403019	CENTRAL HIGH SCHOOL	5403000	HELENA/ W.HELENA SCHOOL DIST.	0.00	35.48	-35.48
6201010	FORREST CITY JR. HIGH	6201000	FORREST CITY SCHOOL DISTRICT	0.00	39.60	-39.60
4702011	BLYTHEVILLE INTERMEDIATE SCH	4702000	BLYTHEVILLE SCHOOL DISTRICT	0.00	42.55	-42.55
6003102	HARRIS ELEMENTARY SCHOOL	6003000	PULASKI CO. SPEC. SCHOOL DIST.	0.00	43.18	-43.18
6202024	HUGHES HIGH SCHOOL	6202000	HUGHES SCHOOL DISTRICT	0.00	43.75	-43.75
0901003	DERMOTT HIGH SCHOOL	0901000	DERMOTT SCHOOL DISTRICT	0.00	44.44	-44.44
6002054	BOONE PARK ELEMENTARY SCHOOL	6002000	N. LITTLE ROCK SCHOOL DISTRICT	0.00	50.00	-50.00
6001044	WILSON ELEMENTARY SCHOOL	6001000	LITTLE ROCK SCHOOL DISTRICT	0.00	51.81	-51.81
1803035	WONDER JUNIOR HIGH SCHOOL	1803000	WEST MEMPHIS SCHOOL DISTRICT	0.00	54.57	-54.57

Achievement Gap Report

2011 Math Proficiency

SCHOOL LEA	SCHOOL NAME	DISTRICT LEA	DISTRICT NAME	2011 Non-Economically Disadvantaged	2011 Economically Disadvantaged	Achievement Gap
6201011	FORREST CITY HIGH SCHOOL	6201000	FORREST CITY SCHOOL DISTRICT	100.00	50.76	49.24
3502005	ALTHEIMER-MARTIN ELEMENTARY	3502000	DOLLARWAY SCHOOL DISTRICT	100.00	52.50	47.50
6001052	BASELINE ELEMENTARY SCHOOL	6001000	LITTLE ROCK SCHOOL DISTRICT	100.00	52.94	47.06
6601019	TRUSTY ELEMENTARY SCHOOL	6601000	FORT SMITH SCHOOL DISTRICT	100.00	61.04	38.96
5206033	STEPHENS HIGH SCHOOL	5206000	STEPHENS SCHOOL DISTRICT	70.00	38.37	31.63
6002077	ROSE CITY MIDDLE SCHOOL	6002000	N. LITTLE ROCK SCHOOL DISTRICT	66.66	36.13	30.53
3505025	BELAIR MIDDLE SCHOOL	3505000	PINE BLUFF SCHOOL DISTRICT	80.95	51.62	29.33
3505034	OAK PARK ELEMENTARY SCHOOL	3505000	PINE BLUFF SCHOOL DISTRICT	66.66	38.15	28.51
5404032	MARVELL HIGH SCHOOL	5404000	MARVELL SCHOOL DISTRICT	62.50	37.00	25.50
3505030	GREENVILLE ELEMENTARY SCHOOL	3505000	PINE BLUFF SCHOOL DISTRICT	75.00	50.00	25.00
3904006	ANNA STRONG MIDDLE SCHOOL	3904000	LEE COUNTY SCHOOL DISTRICT	66.66	42.48	24.18
3104022	SARATOGA HIGH SCHOOL	3104000	MINERAL SPRINGS SCHOOL DIST.	57.14	33.33	23.81
4605026	ARKANSAS HIGH SCHOOL	4605000	TEXARKANA SCHOOL DISTRICT	73.21	49.60	23.61
3505042	PINE BLUFF HIGH SCHOOL	3505000	PINE BLUFF SCHOOL DISTRICT	55.55	38.38	17.17
7009049	STRONG HIGH SCHOOL	7009000	STRONG-HUTTIG SCHOOL DISTRICT	50.00	33.65	16.35
6001013	HENDERSON MIDDLE SCHOOL	6001000	LITTLE ROCK SCHOOL DISTRICT	55.88	41.93	13.95
7207067	SPRINGDALE ALTERNATIVE SCHOOL	7207000	SPRINGDALE SCHOOL DISTRICT	25.00	14.06	10.94
3505044	JACK ROBEY JR. HIGH SCHOOL	3505000	PINE BLUFF SCHOOL DISTRICT	52.89	43.60	9.29
3704013	LAFAYETTE COUNTY HIGH SCHOOL	3704000	LAFAYETTE COUNTY SCHOOL DISTRI	62.06	52.79	9.27
6001064	MCCLELLAN MAGNET HIGH SCHOOL	6001000	LITTLE ROCK SCHOOL DISTRICT	50.00	42.35	7.65
6003125	WILBUR D. MILLS HIGH SCHOOL	6003000	PULASKI CO. SPEC. SCHOOL DIST.	38.15	31.05	7.10
3502010	DOLLARWAY HIGH SCHOOL	3502000	DOLLARWAY SCHOOL DISTRICT	31.57	25.17	6.40
3904005	WHITTEN ELEMENTARY SCHOOL	3904000	LEE COUNTY SCHOOL DISTRICT	52.17	45.90	6.27
6001056	GEYER SPRINGS ELEM. SCHOOL	6001000	LITTLE ROCK SCHOOL DISTRICT	60.00	54.43	5.57
3502009	ROBERT F MOREHEAD MIDDLE SCHOO	3502000	DOLLARWAY SCHOOL DISTRICT	57.14	52.97	4.17
6003123	JACKSONVILLE HIGH SCHOOL	6003000	PULASKI CO. SPEC. SCHOOL DIST.	40.59	37.45	3.14
6001063	J.A. FAIR HIGH SCHOOL	6001000	LITTLE ROCK SCHOOL DISTRICT	44.44	41.80	2.64
4713051	OSCEOLA HIGH SCHOOL	4713000	OSCEOLA SCHOOL DISTRICT	35.71	33.33	2.38
6001002	HALL HIGH SCHOOL	6001000	LITTLE ROCK SCHOOL DISTRICT	38.35	36.84	1.51

SCHOOL LEA	SCHOOL NAME	DISTRICT LEA	DISTRICT NAME	2011 Non-Economically Disadvantaged	2011 Economically Disadvantaged	Achievement Gap
6044702	COVENANT KEEPERS CHARTER	6044000	COVENANTKEEPERS CHARTER SCHOOL	27.27	33.00	-5.73
4713050	OSCEOLA MIDDLE SCHOOL	4713000	OSCEOLA SCHOOL DISTRICT	33.33	39.37	-6.04
4702703	BLYTEVILLE CHARTER SCHOOL&AIC	4702000	BLYTEVILLE SCHOOL DISTRICT	0.00	7.69	-7.69
1802007	EARLE HIGH SCHOOL	1802000	EARLE SCHOOL DISTRICT	37.50	46.98	-9.48
3904008	LEE HIGH SCHOOL	3904000	LEE COUNTY SCHOOL DISTRICT	40.00	57.27	-17.27
6601005	BELLE POINT ALTERNATIVE CENTER	6601000	FORT SMITH SCHOOL DISTRICT	0.00	20.00	-20.00
2603013	SUMMIT SCHOOL	2603000	HOT SPRINGS SCHOOL DISTRICT	0.00	28.12	-28.12
7401003	AUGUSTA HIGH SCHOOL	7401000	AUGUSTA SCHOOL DISTRICT	0.00	36.58	-36.58
6201010	FORREST CITY JR. HIGH	6201000	FORREST CITY SCHOOL DISTRICT	0.00	37.57	-37.57
6002054	BOONE PARK ELEMENTARY SCHOOL	6002000	N. LITTLE ROCK SCHOOL DISTRICT	0.00	45.07	-45.07
6003102	HARRIS ELEMENTARY SCHOOL	6003000	PULASKI CO. SPEC. SCHOOL DIST.	0.00	47.72	-47.72
5403019	CENTRAL HIGH SCHOOL	5403000	HELENA/ W.HELENA SCHOOL DIST.	0.00	48.55	-48.55
1803035	WONDER JUNIOR HIGH SCHOOL	1803000	WEST MEMPHIS SCHOOL DISTRICT	0.00	48.92	-48.92
6202024	HUGHES HIGH SCHOOL	6202000	HUGHES SCHOOL DISTRICT	0.00	50.00	-50.00
0903018	LAKESIDE HIGH SCHOOL	0903000	LAKESIDE SCHOOL DISTRICT	0.00	52.55	-52.55
6001044	WILSON ELEMENTARY SCHOOL	6001000	LITTLE ROCK SCHOOL DISTRICT	0.00	55.45	-55.45
4702011	BLYTEVILLE INTERMEDIATE SCH	4702000	BLYTEVILLE SCHOOL DISTRICT	0.00	57.96	-57.96
0901003	DERMOTT HIGH SCHOOL	0901000	DERMOTT SCHOOL DISTRICT	0.00	59.22	-59.22

Achievement Gap Report

2012 Literacy Proficiency

SCHOOL LEA	SCHOOL NAME	DISTRICT LEA	DISTRICT NAME	2012 Non-Economically Disadvantaged	2012 Economically Disadvantaged	Achievement Gap
7401003	AUGUSTA HIGH SCHOOL	7401000	AUGUSTA SCHOOL DISTRICT	100.00	46.43	53.57
5404032	MARVELL HIGH SCHOOL	5404000	MARVELL SCHOOL DISTRICT	100.00	47.37	52.63
6002077	ROSE CITY MIDDLE SCHOOL	6002000	N. LITTLE ROCK SCHOOL DISTRICT	100.00	50.89	49.11
6001052	BASELINE ELEMENTARY SCHOOL	6001000	LITTLE ROCK SCHOOL DISTRICT	100.00	52.17	47.83
6003102	HARRIS ELEMENTARY SCHOOL	6003000	PULASKI CO. SPEC. SCHOOL DIST.	100.00	54.05	45.95
6001056	GEYER SPRINGS ELEM. SCHOOL	6001000	LITTLE ROCK SCHOOL DISTRICT	100.00	54.76	45.24
6001044	WILSON ELEMENTARY SCHOOL	6001000	LITTLE ROCK SCHOOL DISTRICT	100.00	57.28	42.72
6201011	FORREST CITY HIGH SCHOOL	6201000	FORREST CITY SCHOOL DISTRICT	69.44	28.89	40.55
3505034	OAK PARK ELEMENTARY SCHOOL	3505000	PINE BLUFF SCHOOL DISTRICT	88.88	50.33	38.55
3502005	ALTHEIMER-MARTIN ELEMENTARY	3502000	DOLLARWAY SCHOOL DISTRICT	100.00	64.10	35.90
4713051	OSCEOLA HIGH SCHOOL	4713000	OSCEOLA SCHOOL DISTRICT	75.00	39.73	35.27
4605026	ARKANSAS HIGH SCHOOL	4605000	TEXARKANA SCHOOL DISTRICT	76.00	42.28	33.72
6003125	WILBUR D. MILLS HIGH SCHOOL	6003000	PULASKI CO. SPEC. SCHOOL DIST.	71.21	41.41	29.80
3502009	ROBERT F MOREHEAD MIDDLE SCHOO	3502000	DOLLARWAY SCHOOL DISTRICT	85.71	59.22	26.49
5206033	STEPHENS HIGH SCHOOL	5206000	STEPHENS SCHOOL DISTRICT	71.42	45.83	25.59
3505025	BELAIR MIDDLE SCHOOL	3505000	PINE BLUFF SCHOOL DISTRICT	77.77	52.71	25.06
5403019	CENTRAL HIGH SCHOOL	5403000	HELENA/ W.HELENA SCHOOL DIST.	56.25	31.31	24.94
6201010	FORREST CITY JR. HIGH	6201000	FORREST CITY SCHOOL DISTRICT	76.47	53.08	23.39
3505042	PINE BLUFF HIGH SCHOOL	3505000	PINE BLUFF SCHOOL DISTRICT	51.61	29.94	21.67
3104022	SARATOGA HIGH SCHOOL	3104000	MINERAL SPRINGS SCHOOL DIST.	66.66	45.00	21.66
6001064	MCCELLELLAN MAGNET HIGH SCHOOL	6001000	LITTLE ROCK SCHOOL DISTRICT	54.28	33.33	20.95
6003123	JACKSONVILLE HIGH SCHOOL	6003000	PULASKI CO. SPEC. SCHOOL DIST.	60.00	40.18	19.82
6001013	HENDERSON MIDDLE SCHOOL	6001000	LITTLE ROCK SCHOOL DISTRICT	70.14	55.40	14.74
6001063	J.A. FAIR HIGH SCHOOL	6001000	LITTLE ROCK SCHOOL DISTRICT	50.00	40.00	10.00
6001002	HALL HIGH SCHOOL	6001000	LITTLE ROCK SCHOOL DISTRICT	46.80	36.90	9.90
3704013	LAFAYETTE COUNTY HIGH SCHOOL	3704000	LAFAYETTE COUNTY SCHOOL DISTRI	68.75	59.12	9.63
3505044	JACK ROBEY JR. HIGH SCHOOL	3505000	PINE BLUFF SCHOOL DISTRICT	68.96	60.73	8.23
6044702	COVENANT KEEPERS CHARTER	6044000	COVENANTKEEPERS CHARTER SCHOOL	65.21	63.27	1.94

Achievement Gap Report

2012 Literacy Proficiency

SCHOOL LEA	SCHOOL NAME	DISTRICT LEA	DISTRICT NAME	2012 Non-Economically Disadvantaged	2012 Economically Disadvantaged	Achievement Gap
6601019	TRUSTY ELEMENTARY SCHOOL	6601000	FORT SMITH SCHOOL DISTRICT	71.42	70.86	0.56
3904006	ANNA STRONG MIDDLE SCHOOL	3904000	LEE COUNTY SCHOOL DISTRICT	50.00	51.47	-1.47
7009049	STRONG HIGH SCHOOL	7009000	STRONG-HUTTIG SCHOOL DISTRICT	45.45	47.44	-1.99
3505030	GREENVILLE ELEMENTARY SCHOOL	3505000	PINE BLUFF SCHOOL DISTRICT	50.00	52.17	-2.17
3502010	DOLLARWAY HIGH SCHOOL	3502000	DOLLARWAY SCHOOL DISTRICT	33.33	38.46	-5.13
7207067	SPRINGDALE ALTERNATIVE SCHOOL	7207000	SPRINGDALE SCHOOL DISTRICT	0.00	8.33	-8.33
2603013	SUMMIT SCHOOL	2603000	HOT SPRINGS SCHOOL DISTRICT	14.28	25.00	-10.72
4702703	BLYTHEVILLE CHARTER SCHOOL&ALC	4702000	BLYTHEVILLE SCHOOL DISTRICT	0.00	17.24	-17.24
6601005	BELLE POINT ALTERNATIVE CENTER	6601000	FORT SMITH SCHOOL DISTRICT	0.00	20.00	-20.00
3904008	LEE HIGH SCHOOL	3904000	LEE COUNTY SCHOOL DISTRICT	0.00	23.88	-23.88
3904005	WHITTEN ELEMENTARY SCHOOL	3904000	LEE COUNTY SCHOOL DISTRICT	0.00	51.03	-51.03
0901003	DERMOTT HIGH SCHOOL	0901000	DERMOTT SCHOOL DISTRICT	0.00	51.16	-51.16
0903018	LAKESIDE HIGH SCHOOL	0903000	LAKESIDE SCHOOL DISTRICT	0.00	52.44	-52.44
6202024	HUGHES HIGH SCHOOL	6202000	HUGHES SCHOOL DISTRICT	0.00	52.75	-52.75
1802007	EARLE HIGH SCHOOL	1802000	EARLE SCHOOL DISTRICT	0.00	53.96	-53.96
4702011	BLYTHEVILLE INTERMEDIATE SCH	4702000	BLYTHEVILLE SCHOOL DISTRICT	0.00	58.98	-58.98
6002054	BOONE PARK ELEMENTARY SCHOOL	6002000	N. LITTLE ROCK SCHOOL DISTRICT	0.00	69.91	-69.91
4713050	OSCEOLA MIDDLE SCHOOL	4713000	OSCEOLA SCHOOL DISTRICT	0.00	70.24	-70.24
1803035	WONDER JUNIOR HIGH SCHOOL	1803000	WEST MEMPHIS SCHOOL DISTRICT	0.00	70.37	-70.37

Achievement Gap Report

2012 Math Proficiency

SCHOOL LEA	SCHOOL NAME	DISTRICT LEA	DISTRICT NAME	2012 Non-Economically Disadvantaged	2012 Economically Disadvantaged	Achievement Gap
5403019	CENTRAL HIGH SCHOOL	5403000	HELENA/ W.HELENA SCHOOL DIST.	100.00	35.94	64.06
6001052	BASELINE ELEMENTARY SCHOOL	6001000	LITTLE ROCK SCHOOL DISTRICT	100.00	49.57	50.43
6001044	WILSON ELEMENTARY SCHOOL	6001000	LITTLE ROCK SCHOOL DISTRICT	100.00	59.22	40.78
6002077	ROSE CITY MIDDLE SCHOOL	6002000	N. LITTLE ROCK SCHOOL DISTRICT	75.00	36.22	38.78
5404032	MARVELL HIGH SCHOOL	5404000	MARVELL SCHOOL DISTRICT	100.00	63.21	36.79
2603013	SUMMIT SCHOOL	2603000	HOT SPRINGS SCHOOL DISTRICT	66.66	34.38	32.28
5206033	STEPHENS HIGH SCHOOL	5206000	STEPHENS SCHOOL DISTRICT	71.42	43.37	28.05
6003102	HARRIS ELEMENTARY SCHOOL	6003000	PULASKI CO. SPEC. SCHOOL DIST.	66.66	39.19	27.47
3104022	SARATOGA HIGH SCHOOL	3104000	MINERAL SPRINGS SCHOOL DIST.	50.00	25.00	25.00
3505025	BELAIR MIDDLE SCHOOL	3505000	PINE BLUFF SCHOOL DISTRICT	72.22	48.01	24.21
0903018	LAKESIDE HIGH SCHOOL	0903000	LAKESIDE SCHOOL DISTRICT	100.00	75.89	24.11
6601019	TRUSTY ELEMENTARY SCHOOL	6601000	FORT SMITH SCHOOL DISTRICT	85.71	62.86	22.85
6001002	HALL HIGH SCHOOL	6001000	LITTLE ROCK SCHOOL DISTRICT	60.97	40.23	20.74
4605026	ARKANSAS HIGH SCHOOL	4605000	TEXARKANA SCHOOL DISTRICT	74.30	55.09	19.21
6003125	WILBUR D. MILLS HIGH SCHOOL	6003000	PULASKI CO. SPEC. SCHOOL DIST.	64.51	45.73	18.78
6001013	HENDERSON MIDDLE SCHOOL	6001000	LITTLE ROCK SCHOOL DISTRICT	64.55	46.94	17.61
6201010	FORREST CITY JR. HIGH	6201000	FORREST CITY SCHOOL DISTRICT	58.53	40.92	17.61
6003123	JACKSONVILLE HIGH SCHOOL	6003000	PULASKI CO. SPEC. SCHOOL DIST.	58.62	41.55	17.07
6201011	FORREST CITY HIGH SCHOOL	6201000	FORREST CITY SCHOOL DISTRICT	69.86	55.45	14.41
3505044	JACK ROBEY JR. HIGH SCHOOL	3505000	PINE BLUFF SCHOOL DISTRICT	62.90	50.19	12.71
3505034	OAK PARK ELEMENTARY SCHOOL	3505000	PINE BLUFF SCHOOL DISTRICT	55.55	43.14	12.41
3704013	LAFAYETTE COUNTY HIGH SCHOOL	3704000	LAFAYETTE COUNTY SCHOOL DISTRICT	69.23	57.39	11.84
6001056	GEYER SPRINGS ELEM. SCHOOL	6001000	LITTLE ROCK SCHOOL DISTRICT	50.00	40.48	9.52
7009049	STRONG HIGH SCHOOL	7009000	STRONG-HUTTIG SCHOOL DISTRICT	42.10	36.27	5.83
3505042	PINE BLUFF HIGH SCHOOL	3505000	PINE BLUFF SCHOOL DISTRICT	55.22	49.68	5.54
3502009	ROBERT F MOREHEAD MIDDLE SCHOOL	3502000	DOLLARWAY SCHOOL DISTRICT	65.21	60.06	5.15
7401003	AUGUSTA HIGH SCHOOL	7401000	AUGUSTA SCHOOL DISTRICT	50.00	46.32	3.68
3502010	DOLLARWAY HIGH SCHOOL	3502000	DOLLARWAY SCHOOL DISTRICT	26.08	23.13	2.95
6044702	COVENANT KEEPERS CHARTER	6044000	COVENANTKEEPERS CHARTER SCHOOL	40.00	38.18	1.82

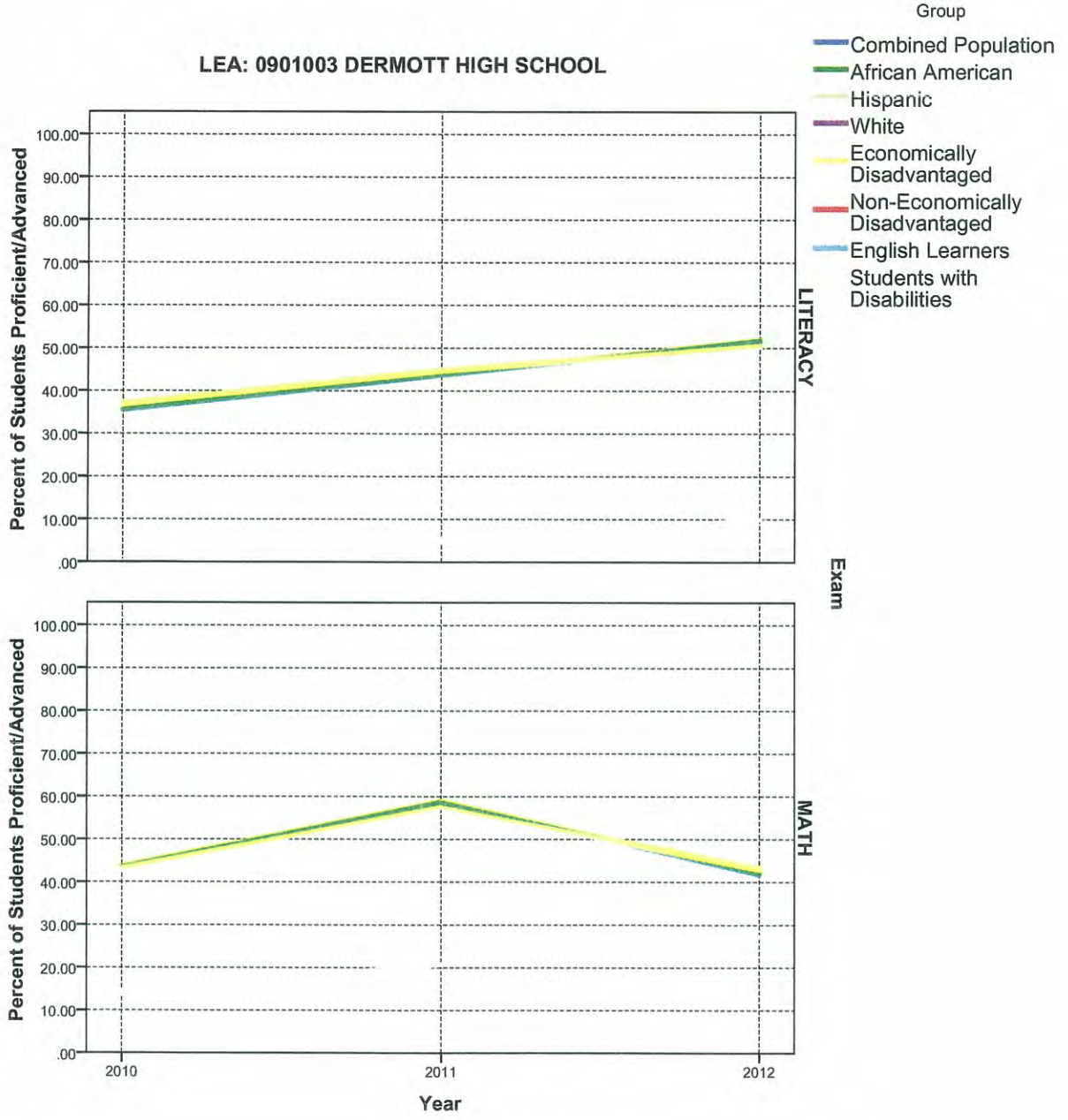
Achievement Gap Report

2012 Math Proficiency

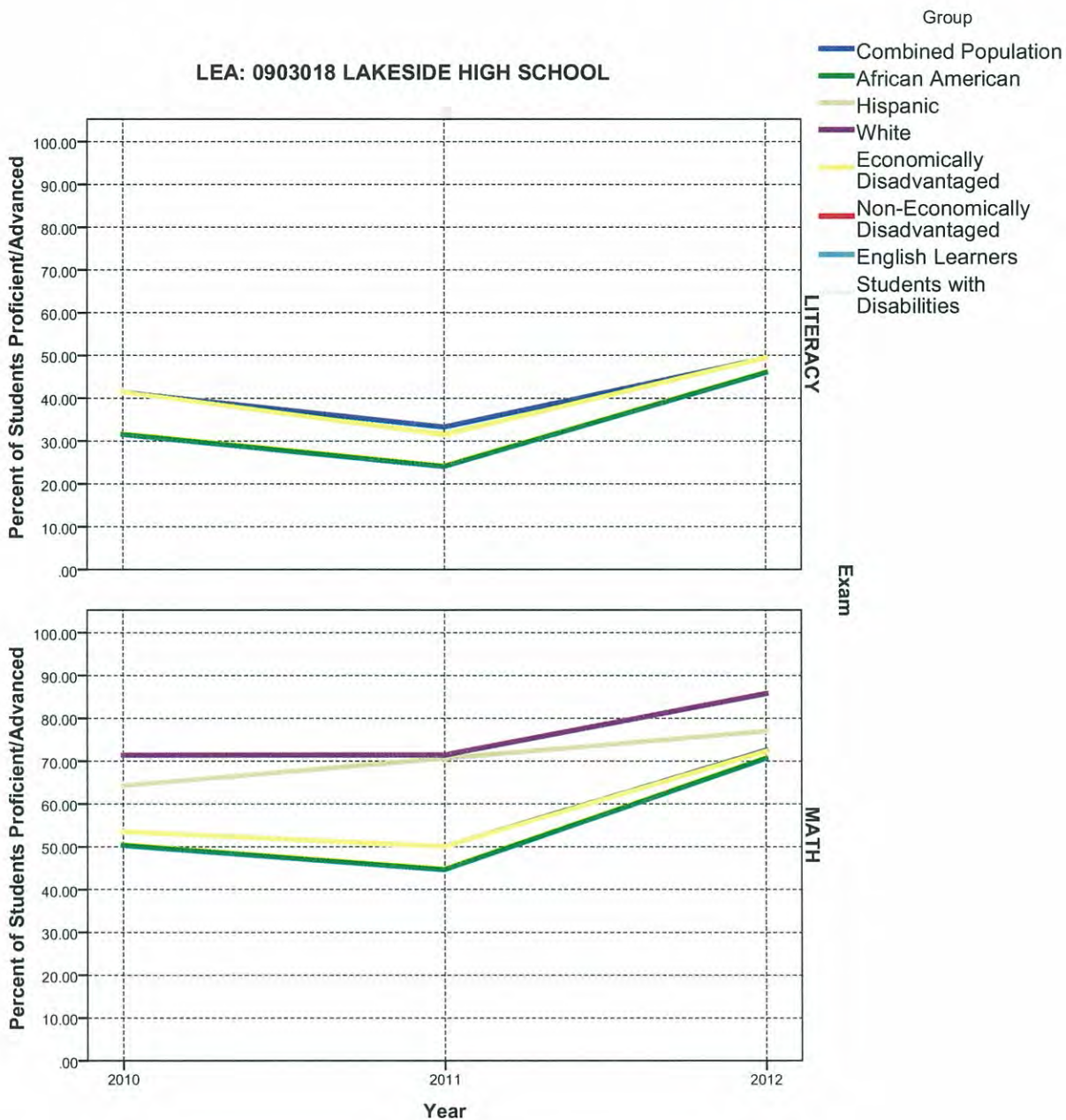
SCHOOL LEA	SCHOOL NAME	DISTRICT LEA	DISTRICT NAME	2012 Non-Economically Disadvantaged	2012 Economically Disadvantaged	Achievement Gap
7207067	SPRINGDALE ALTERNATIVE SCHOOL	7207000	SPRINGDALE SCHOOL DISTRICT	12.50	13.70	-1.20
6001063	J.A. FAIR HIGH SCHOOL	6001000	LITTLE ROCK SCHOOL DISTRICT	44.73	54.51	-9.78
6001064	MCCELLELLAN MAGNET HIGH SCHOOL	6001000	LITTLE ROCK SCHOOL DISTRICT	26.47	43.10	-16.63
3505030	GREENVILLE ELEMENTARY SCHOOL	3505000	PINE BLUFF SCHOOL DISTRICT	33.33	50.72	-17.39
6601005	BELLE POINT ALTERNATIVE CENTER	6601000	FORT SMITH SCHOOL DISTRICT	0.00	20.00	-20.00
4702703	BLYTHEVILLE CHARTER SCHOOL&ALC	4702000	BLYTHEVILLE SCHOOL DISTRICT	0.00	32.00	-32.00
3904005	WHITTEN ELEMENTARY SCHOOL	3904000	LEE COUNTY SCHOOL DISTRICT	0.00	37.93	-37.93
1802007	EARLE HIGH SCHOOL	1802000	EARLE SCHOOL DISTRICT	0.00	42.72	-42.72
3904006	ANNA STRONG MIDDLE SCHOOL	3904000	LEE COUNTY SCHOOL DISTRICT	0.00	43.01	-43.01
0901003	DERMOTT HIGH SCHOOL	0901000	DERMOTT SCHOOL DISTRICT	0.00	43.80	-43.80
4713050	OSCEOLA MIDDLE SCHOOL	4713000	OSCEOLA SCHOOL DISTRICT	0.00	49.44	-49.44
6202024	HUGHES HIGH SCHOOL	6202000	HUGHES SCHOOL DISTRICT	0.00	50.00	-50.00
1803035	WONDER JUNIOR HIGH SCHOOL	1803000	WEST MEMPHIS SCHOOL DISTRICT	0.00	52.62	-52.62
4713051	OSCEOLA HIGH SCHOOL	4713000	OSCEOLA SCHOOL DISTRICT	0.00	53.48	-53.48
3502005	ALTHEIMER-MARTIN ELEMENTARY	3502000	DOLLARWAY SCHOOL DISTRICT	0.00	53.85	-53.85
6002054	BOONE PARK ELEMENTARY SCHOOL	6002000	N. LITTLE ROCK SCHOOL DISTRICT	0.00	53.98	-53.98
4702011	BLYTHEVILLE INTERMEDIATE SCH	4702000	BLYTHEVILLE SCHOOL DISTRICT	0.00	55.22	-55.22
3904008	LEE HIGH SCHOOL	3904000	LEE COUNTY SCHOOL DISTRICT	0.00	70.68	-70.68

Exhibit C

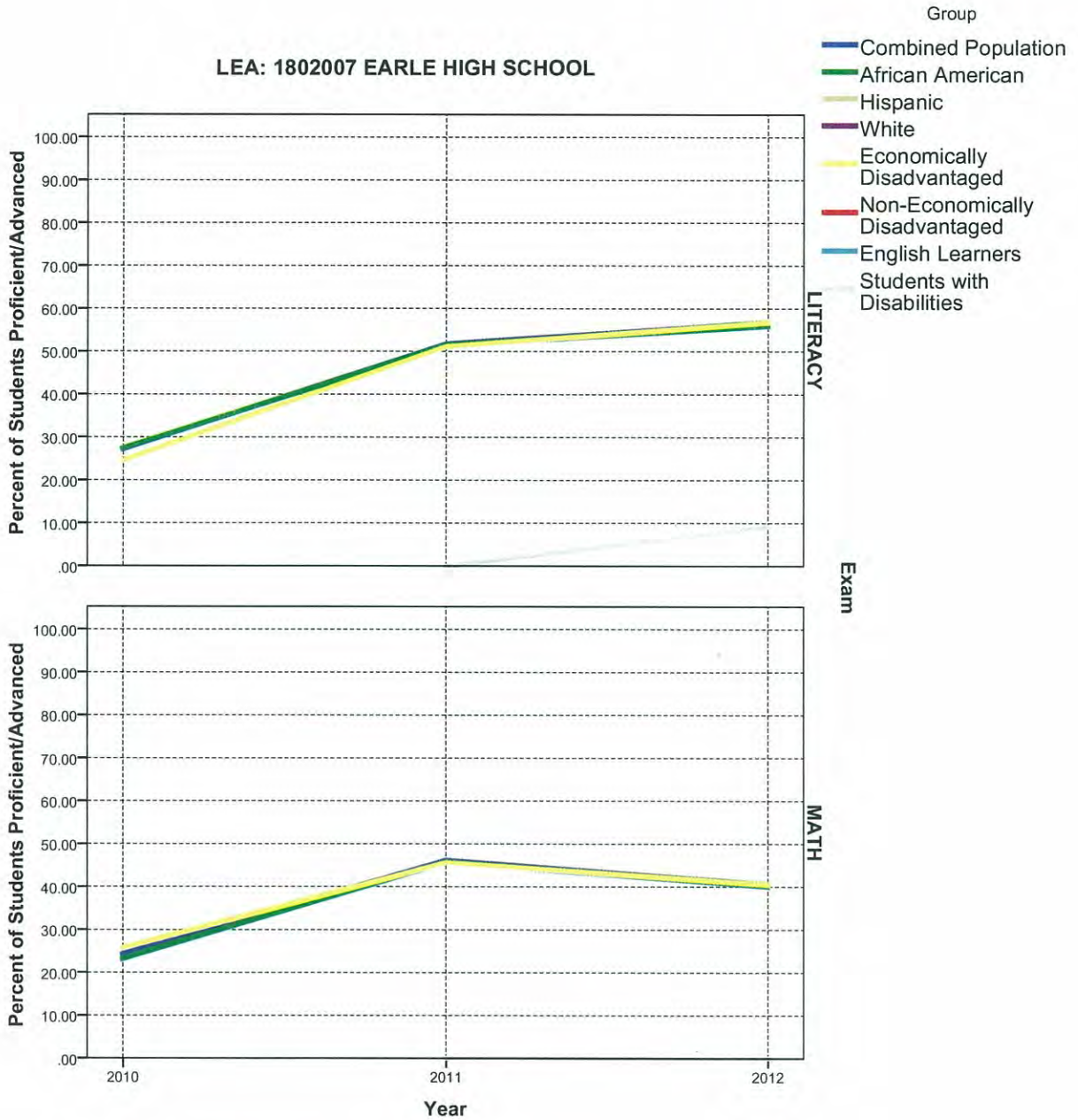
LEA: 0901003 DERMOTT HIGH SCHOOL



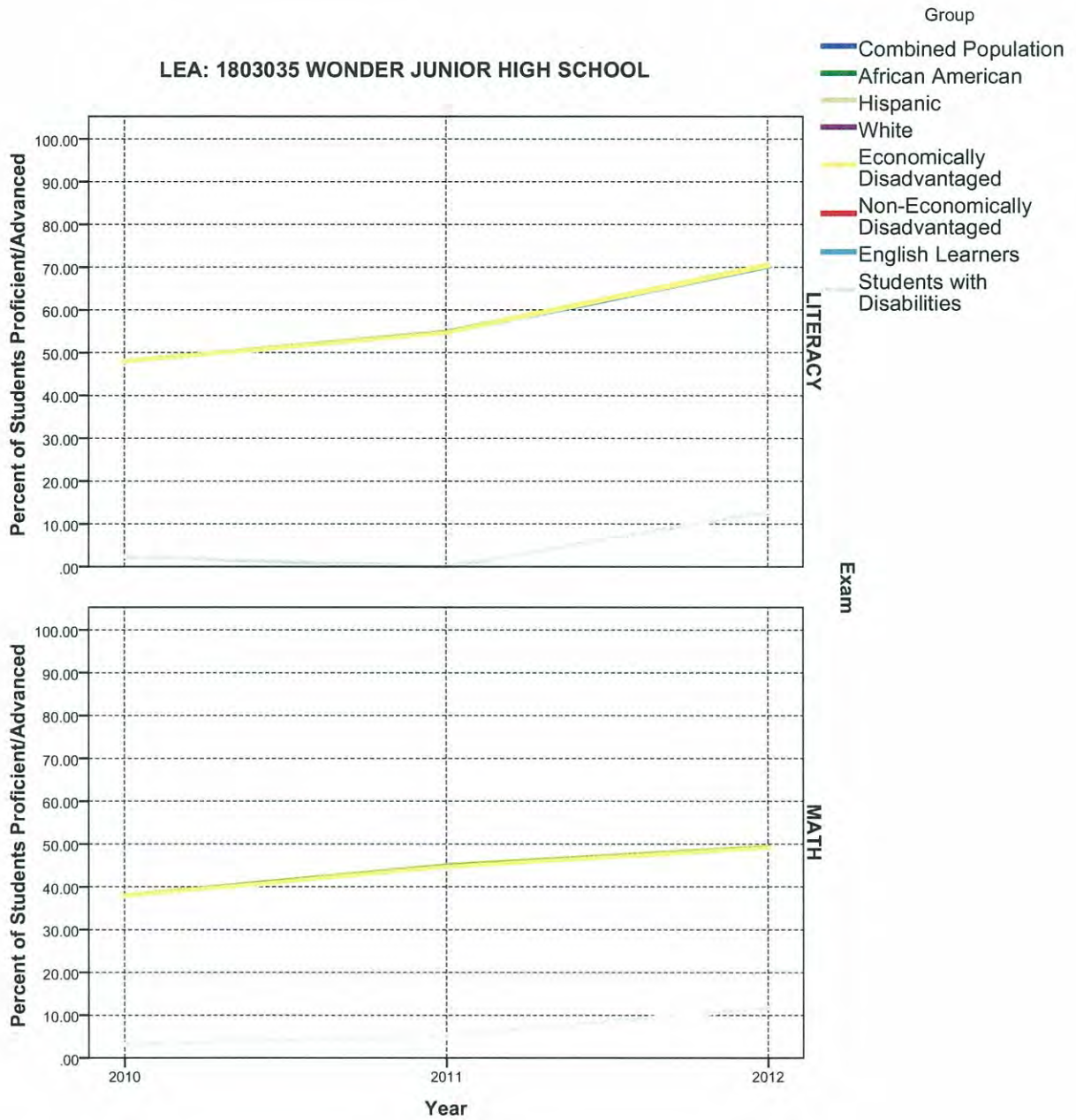
LEA: 0903018 LAKESIDE HIGH SCHOOL



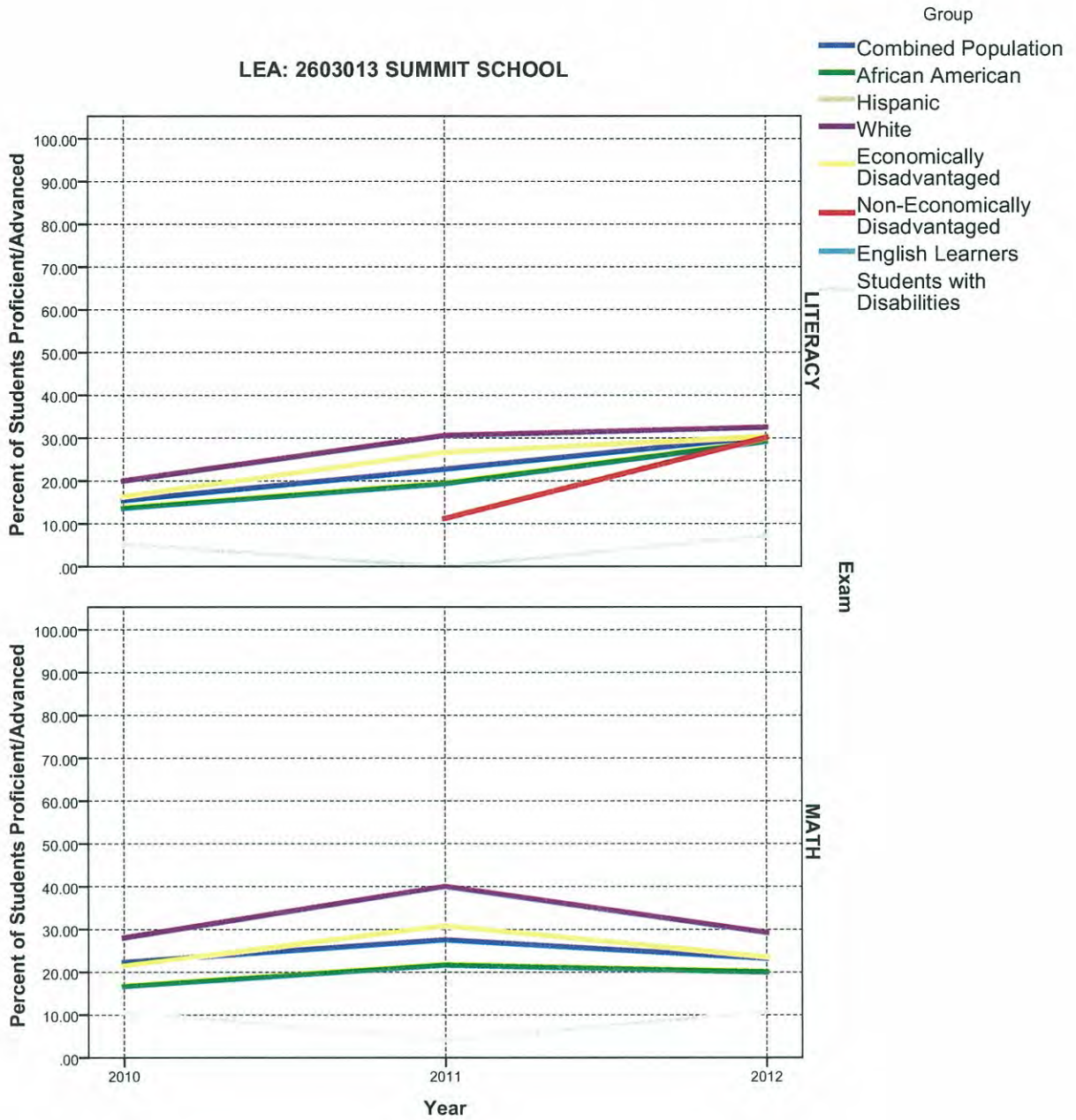
LEA: 1802007 EARLE HIGH SCHOOL



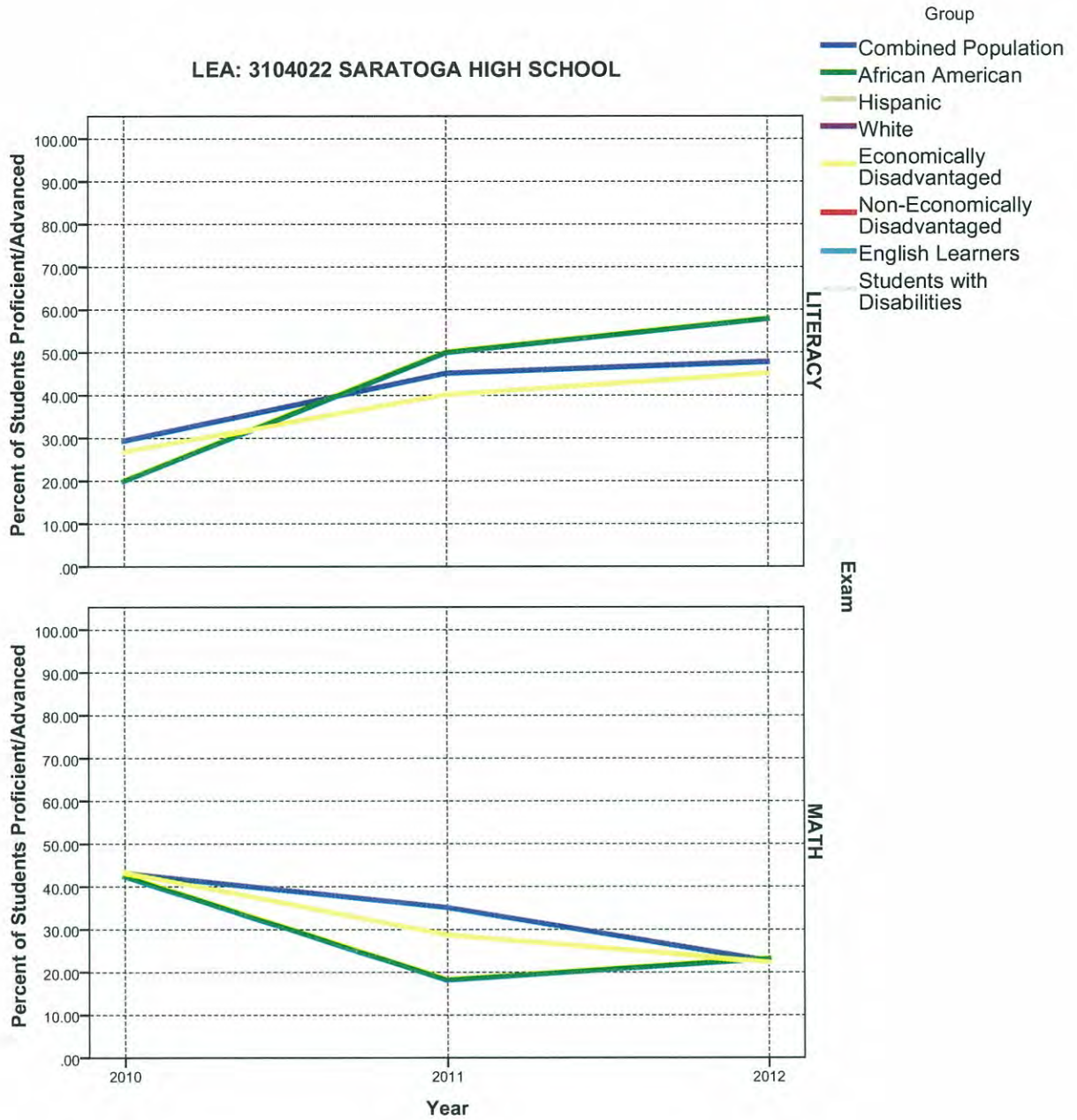
LEA: 1803035 WONDER JUNIOR HIGH SCHOOL



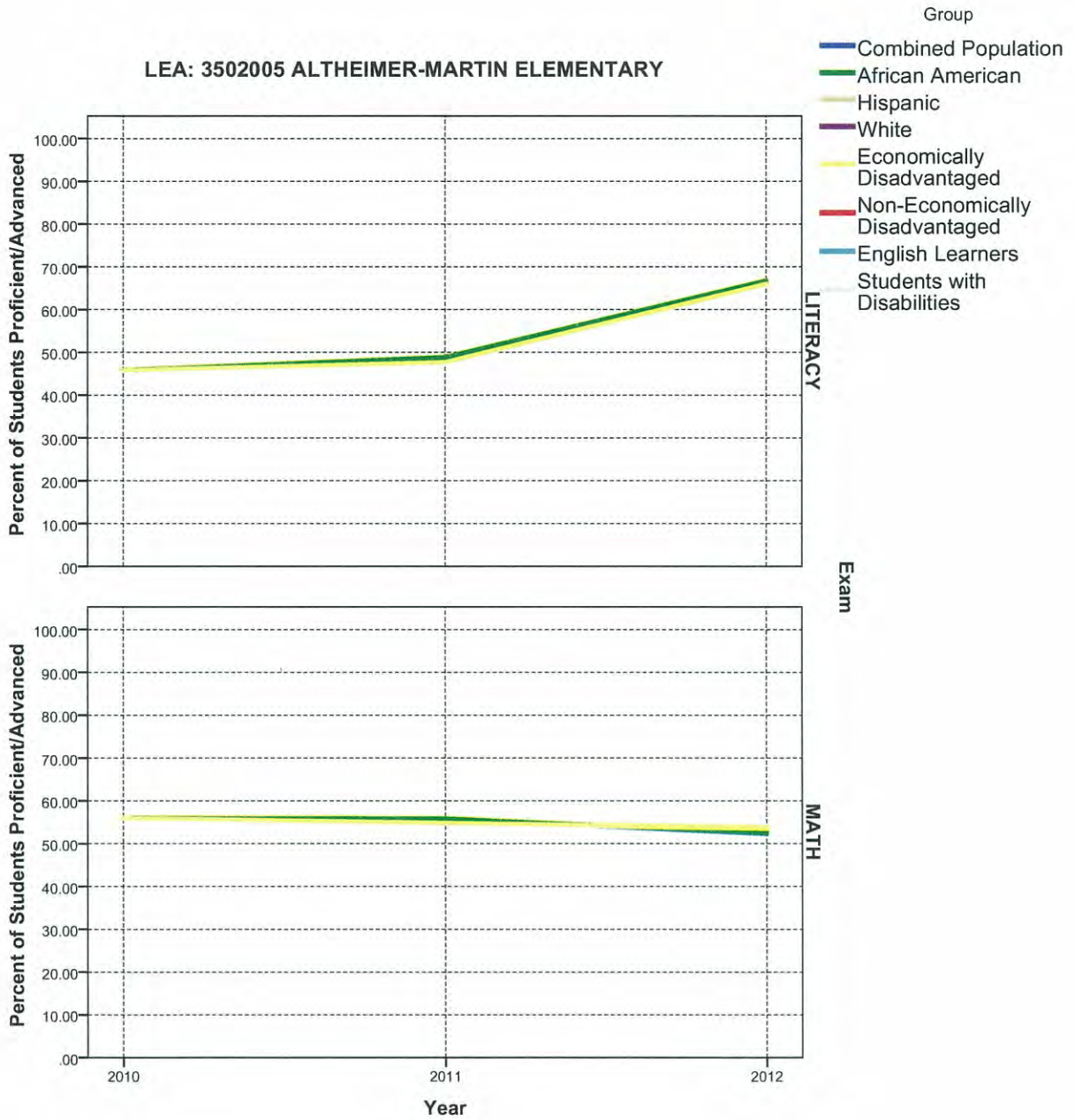
LEA: 2603013 SUMMIT SCHOOL



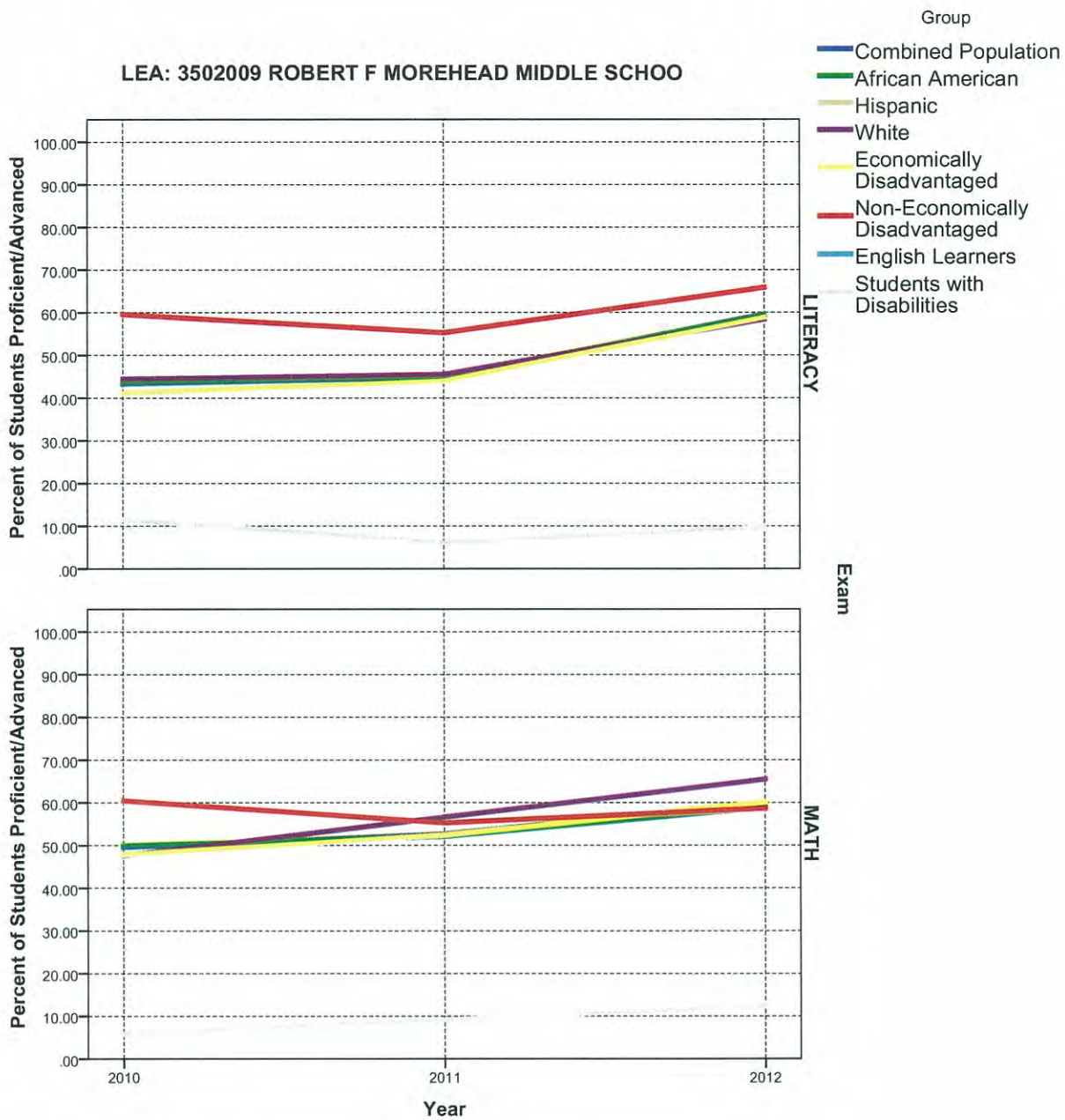
LEA: 3104022 SARATOGA HIGH SCHOOL



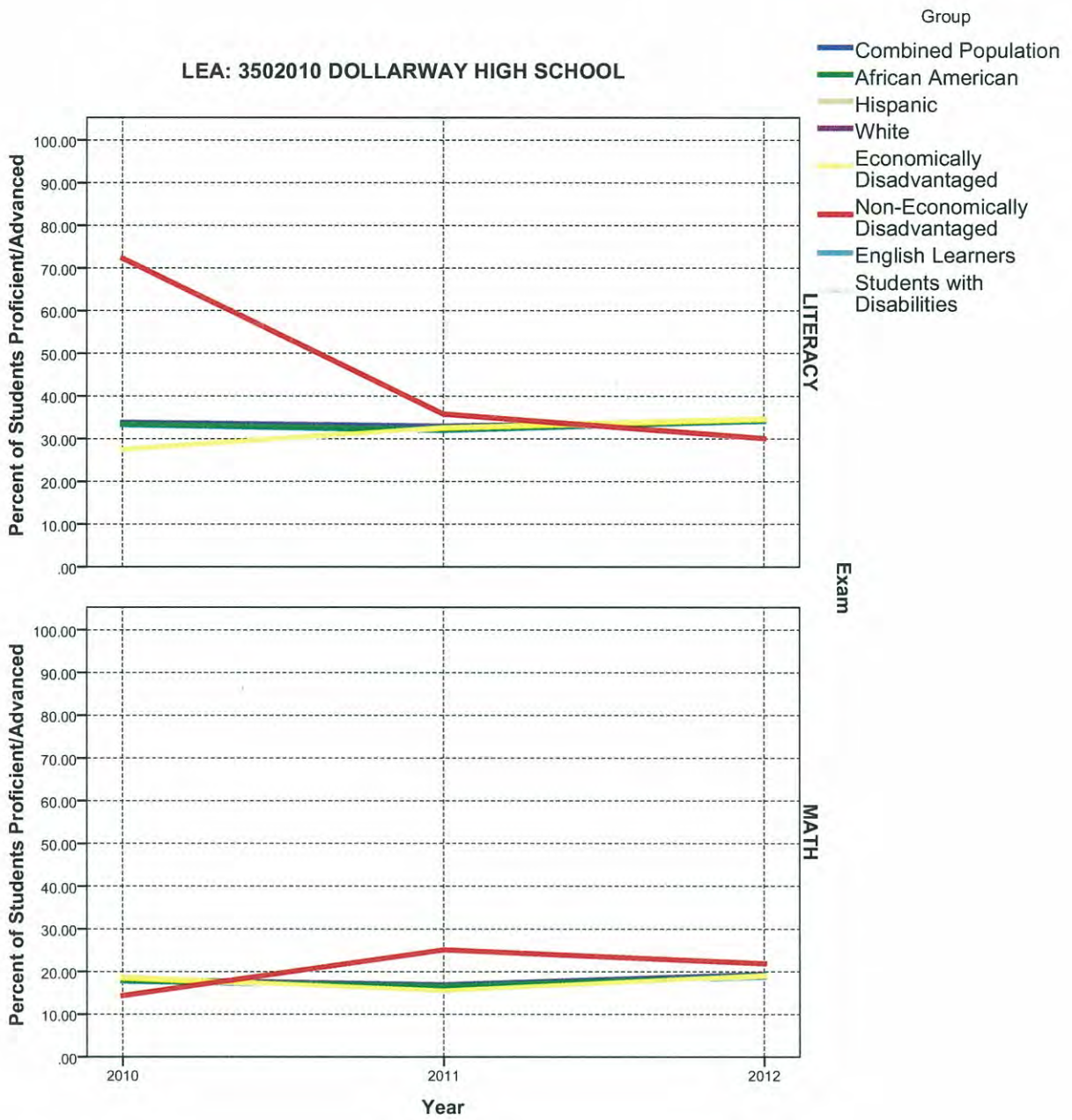
LEA: 3502005 ALTHEIMER-MARTIN ELEMENTARY



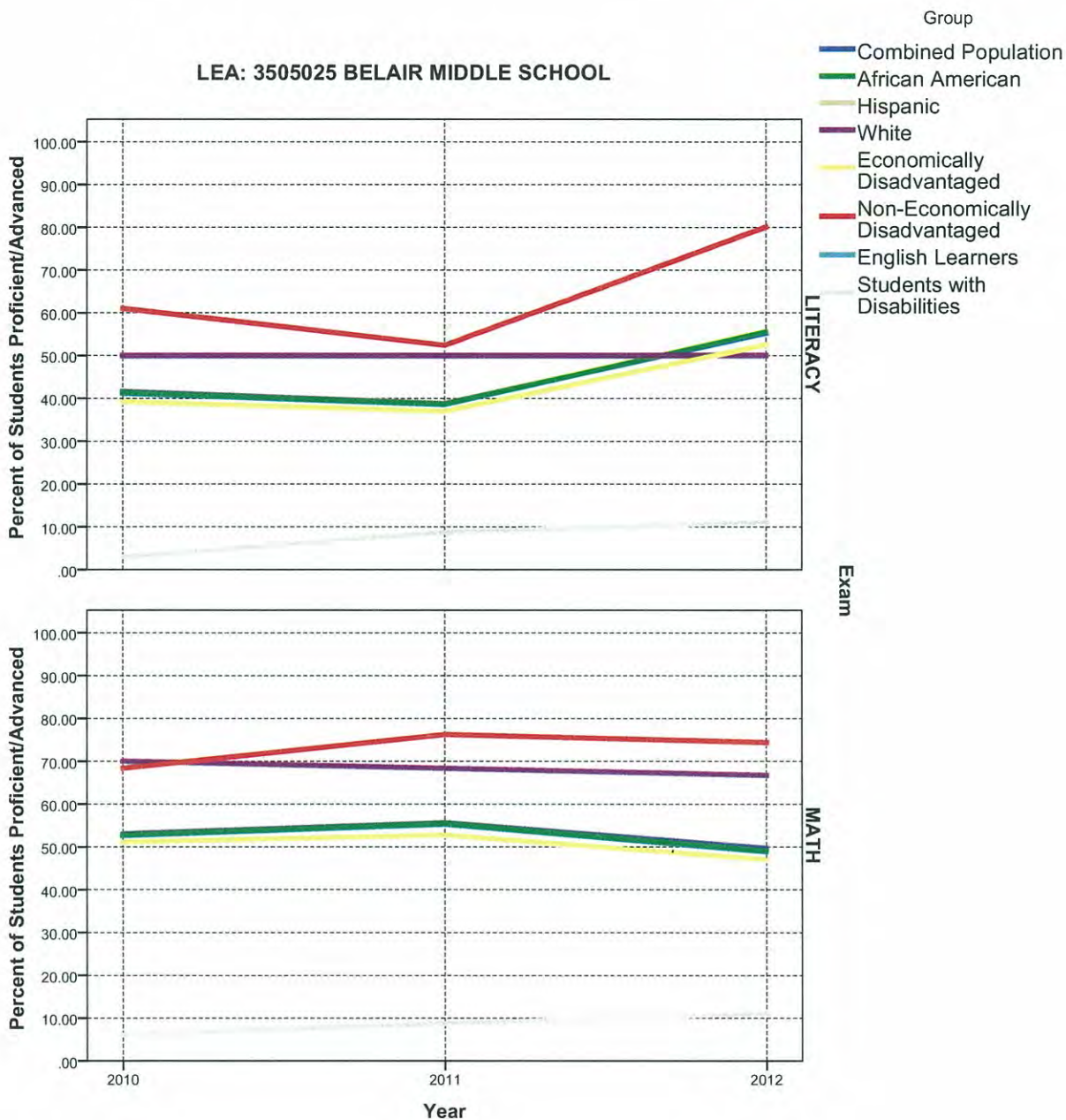
LEA: 3502009 ROBERT F MOREHEAD MIDDLE SCHOOL



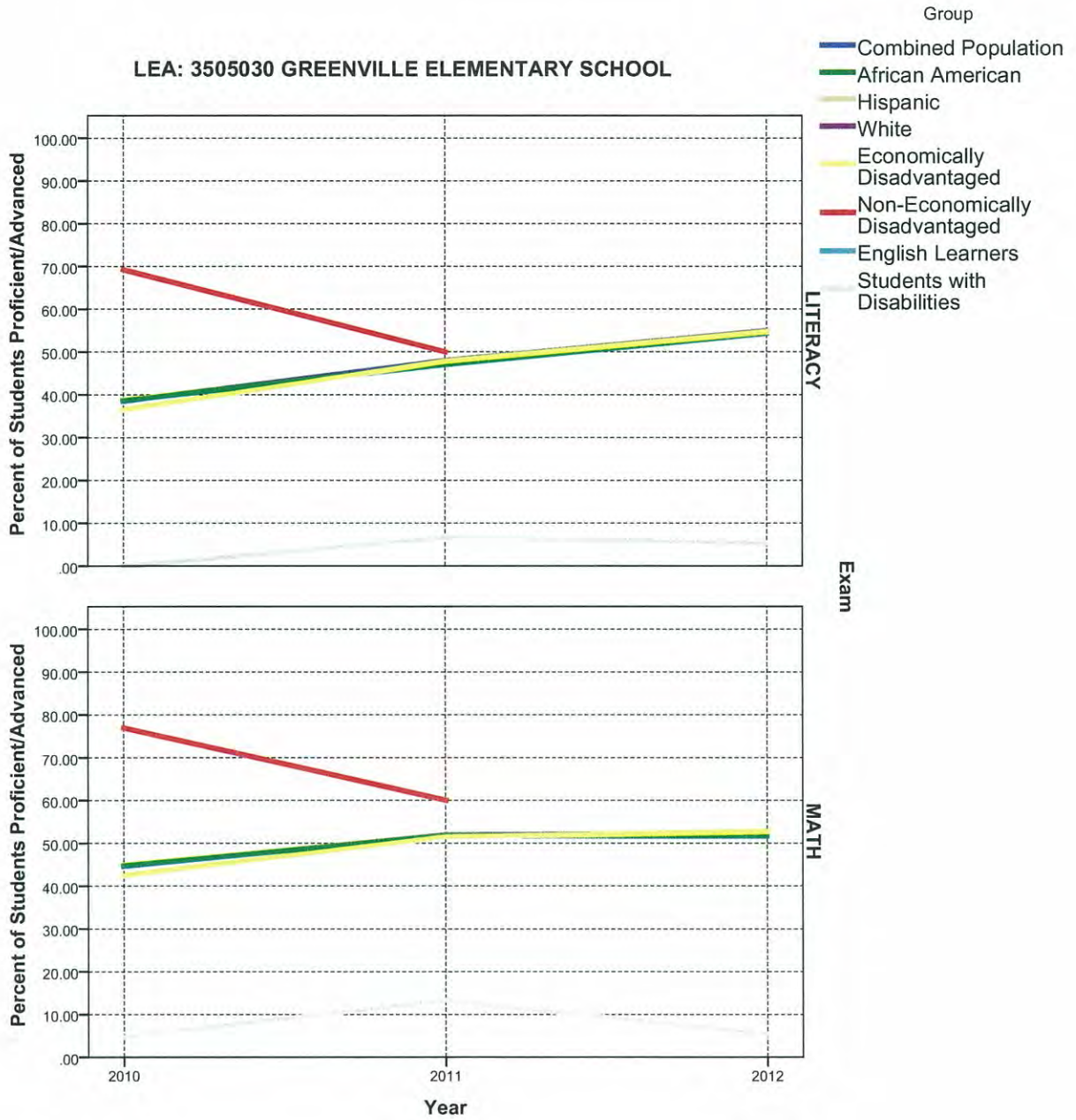
LEA: 3502010 DOLLARWAY HIGH SCHOOL



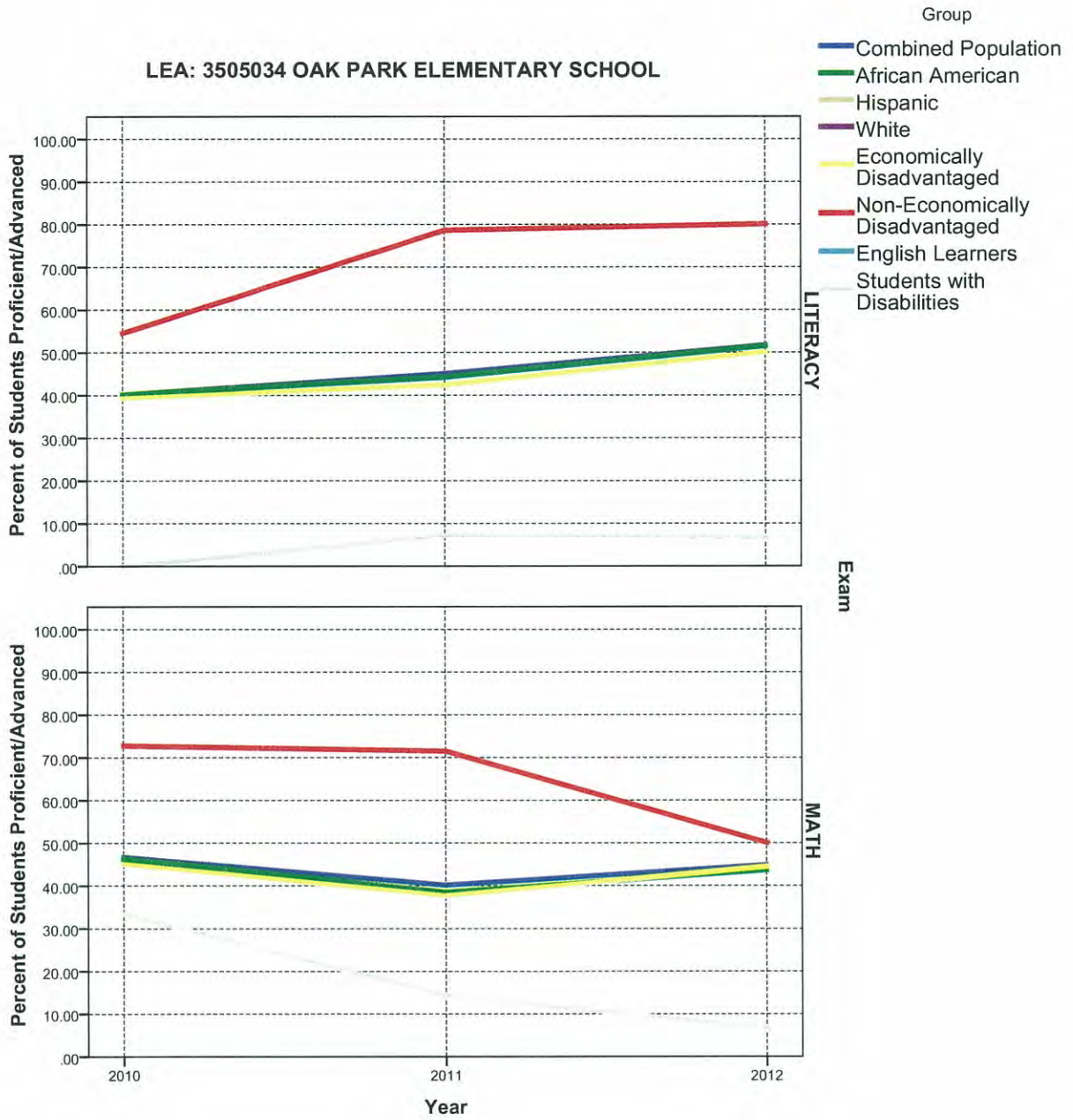
LEA: 3505025 BELAIR MIDDLE SCHOOL



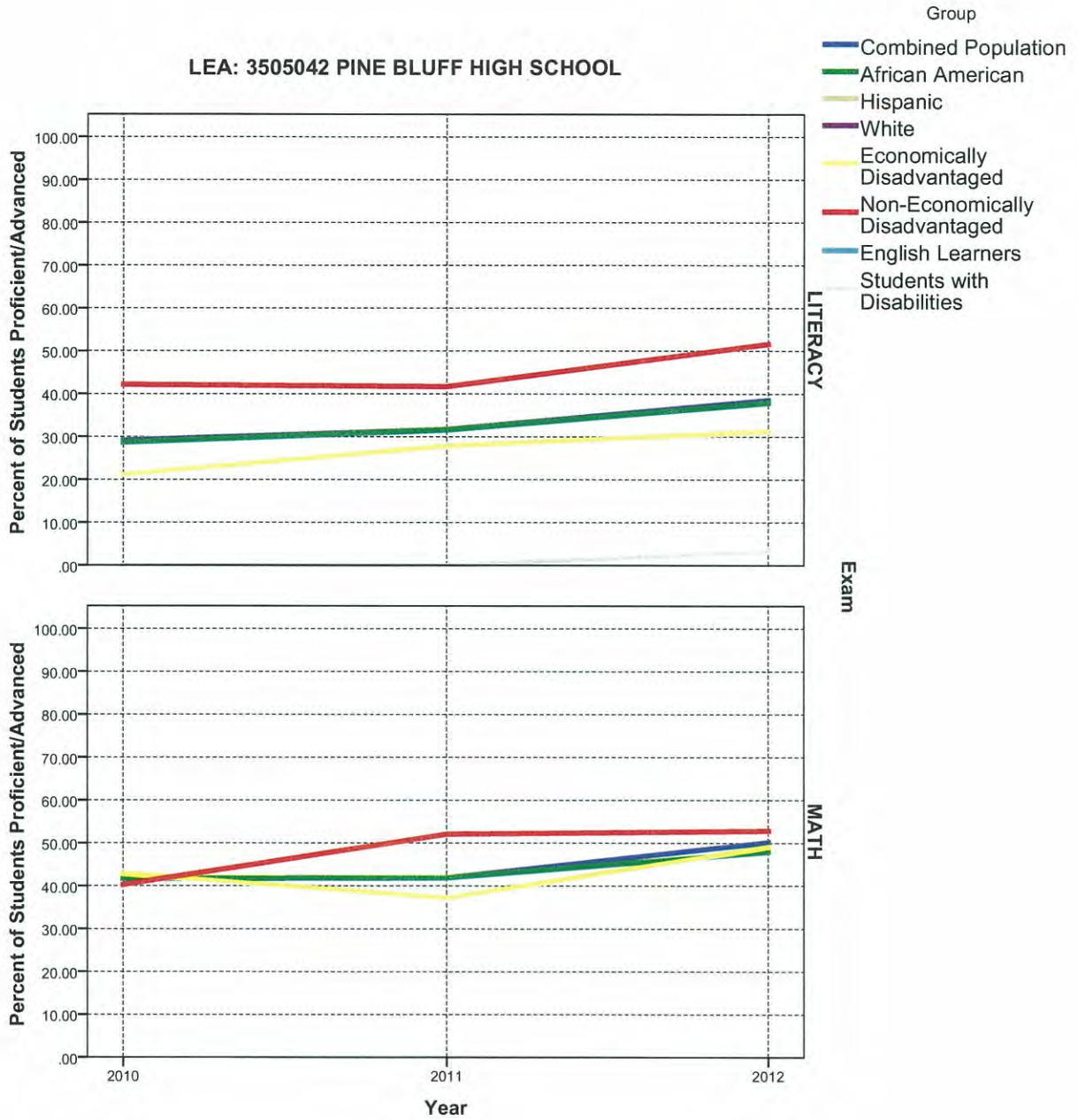
LEA: 3505030 GREENVILLE ELEMENTARY SCHOOL



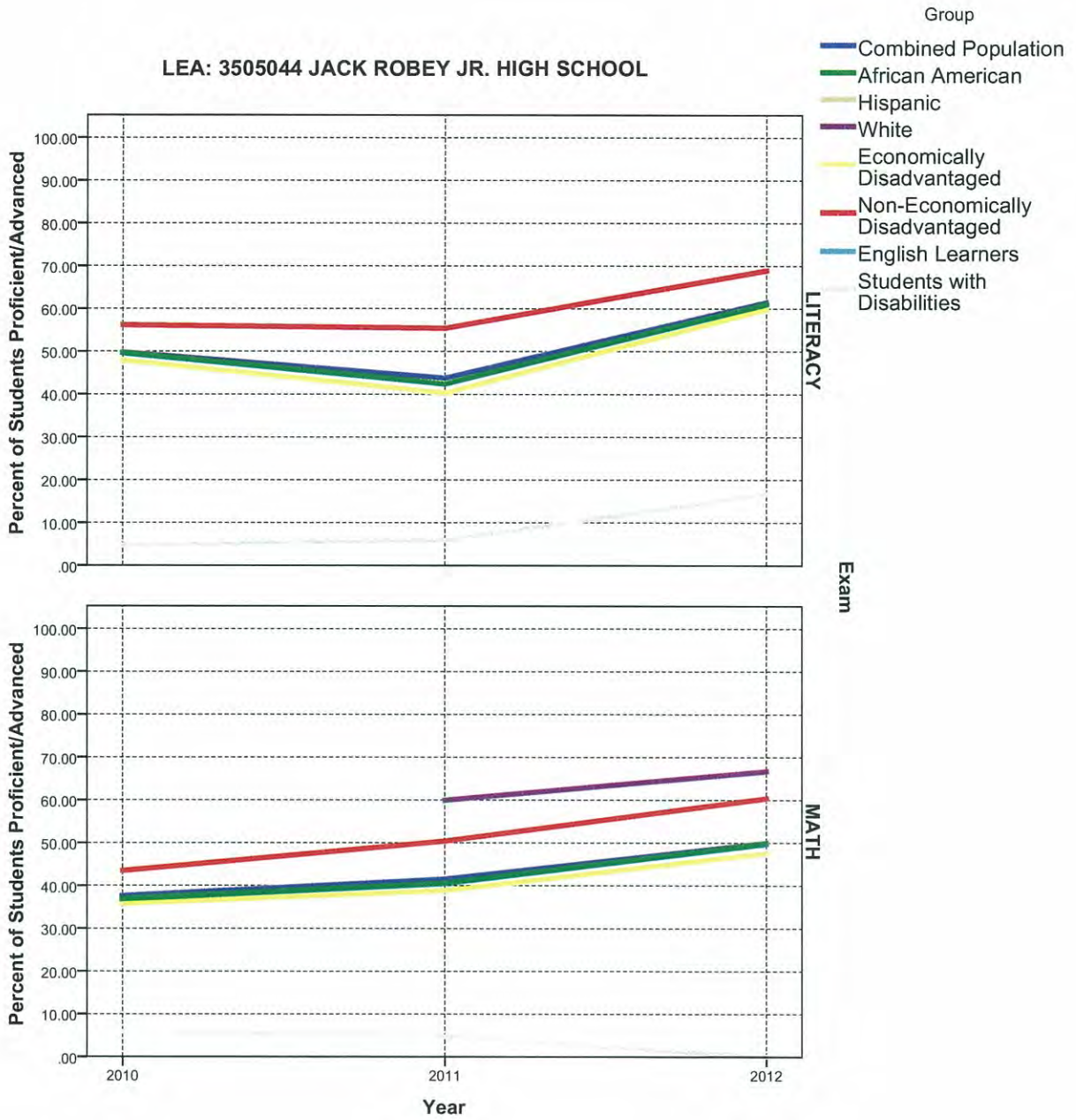
LEA: 3505034 OAK PARK ELEMENTARY SCHOOL



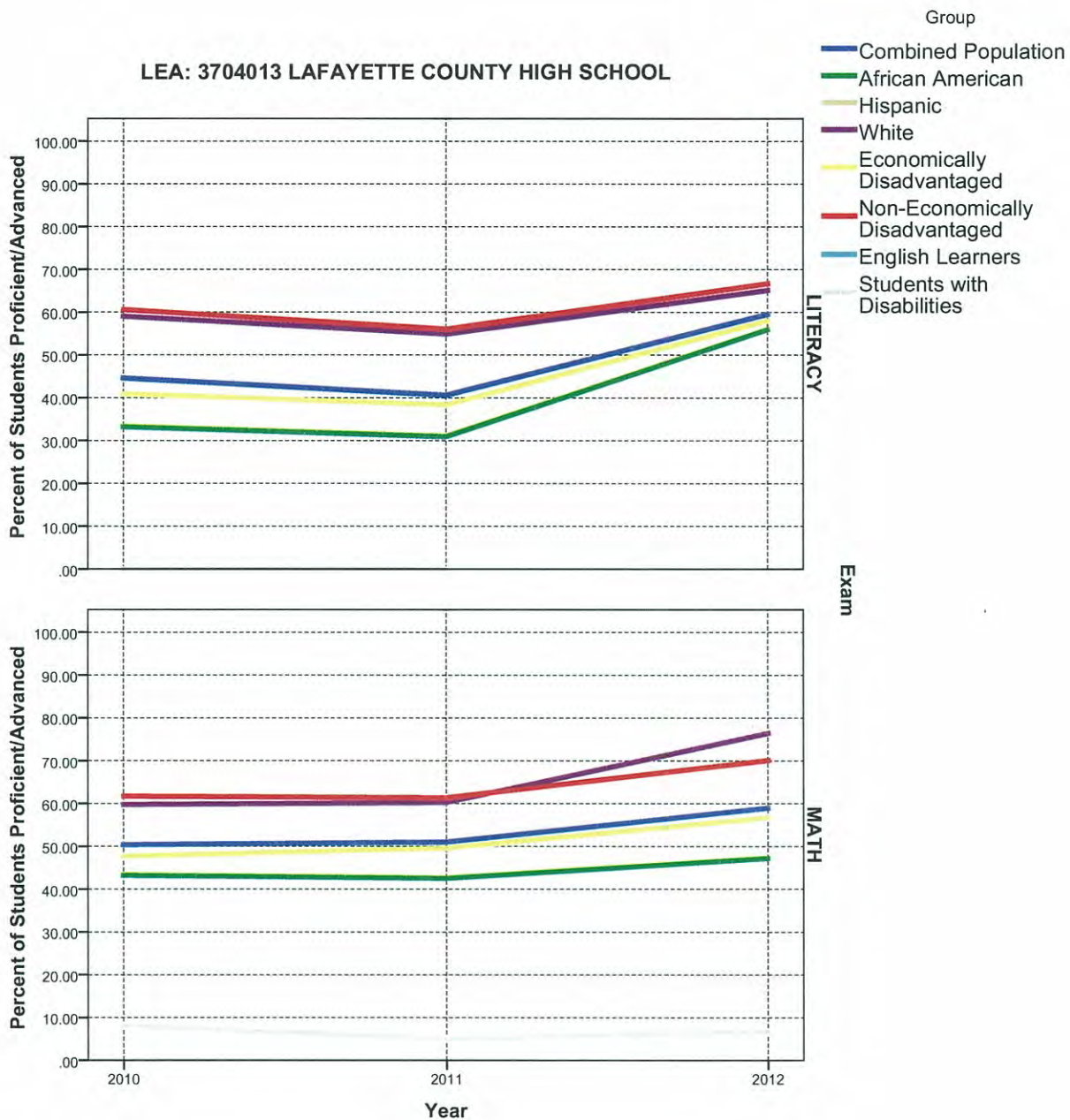
LEA: 3505042 PINE BLUFF HIGH SCHOOL



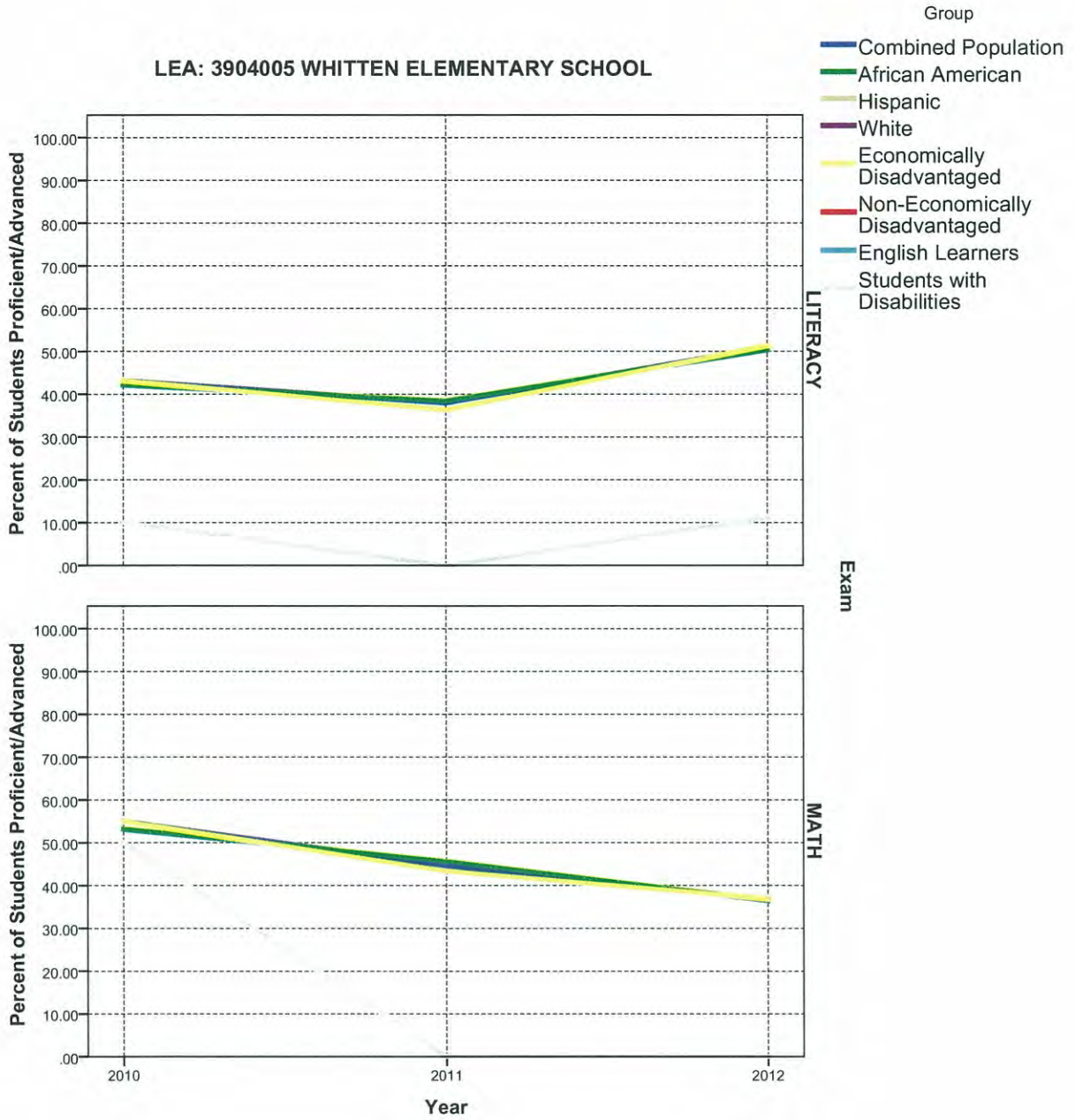
LEA: 3505044 JACK ROBEY JR. HIGH SCHOOL



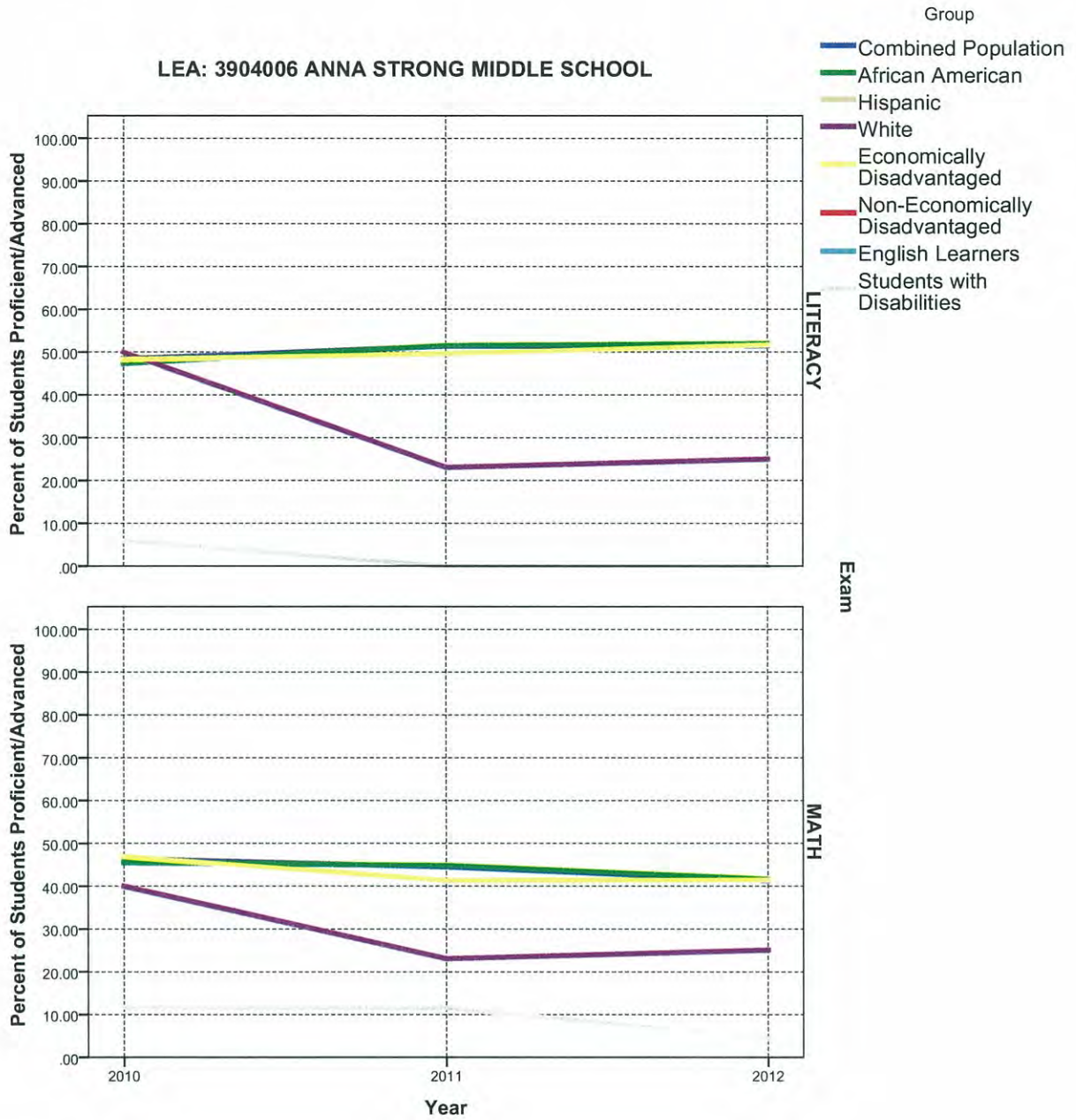
LEA: 3704013 LAFAYETTE COUNTY HIGH SCHOOL



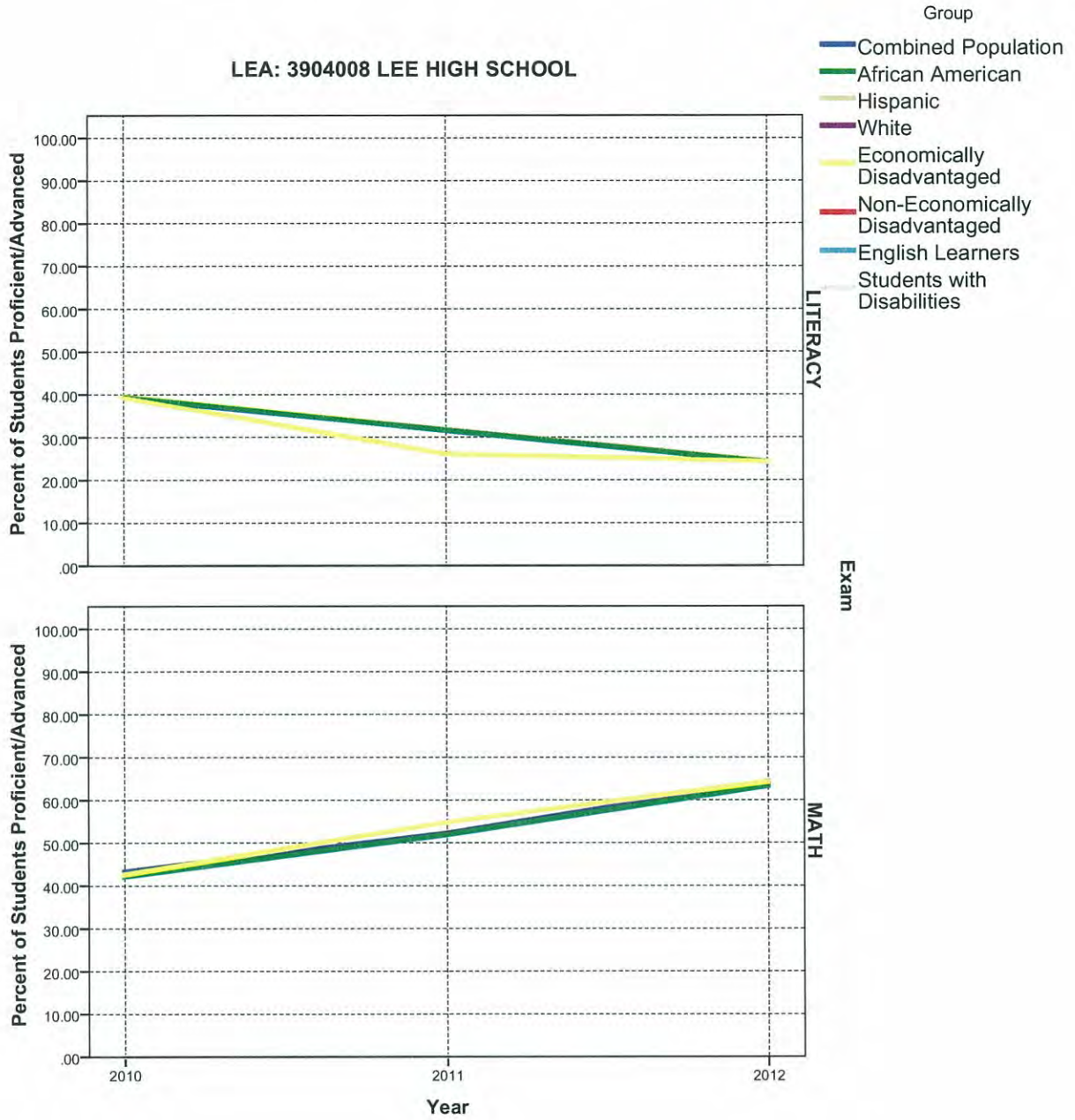
LEA: 3904005 WHITTEN ELEMENTARY SCHOOL



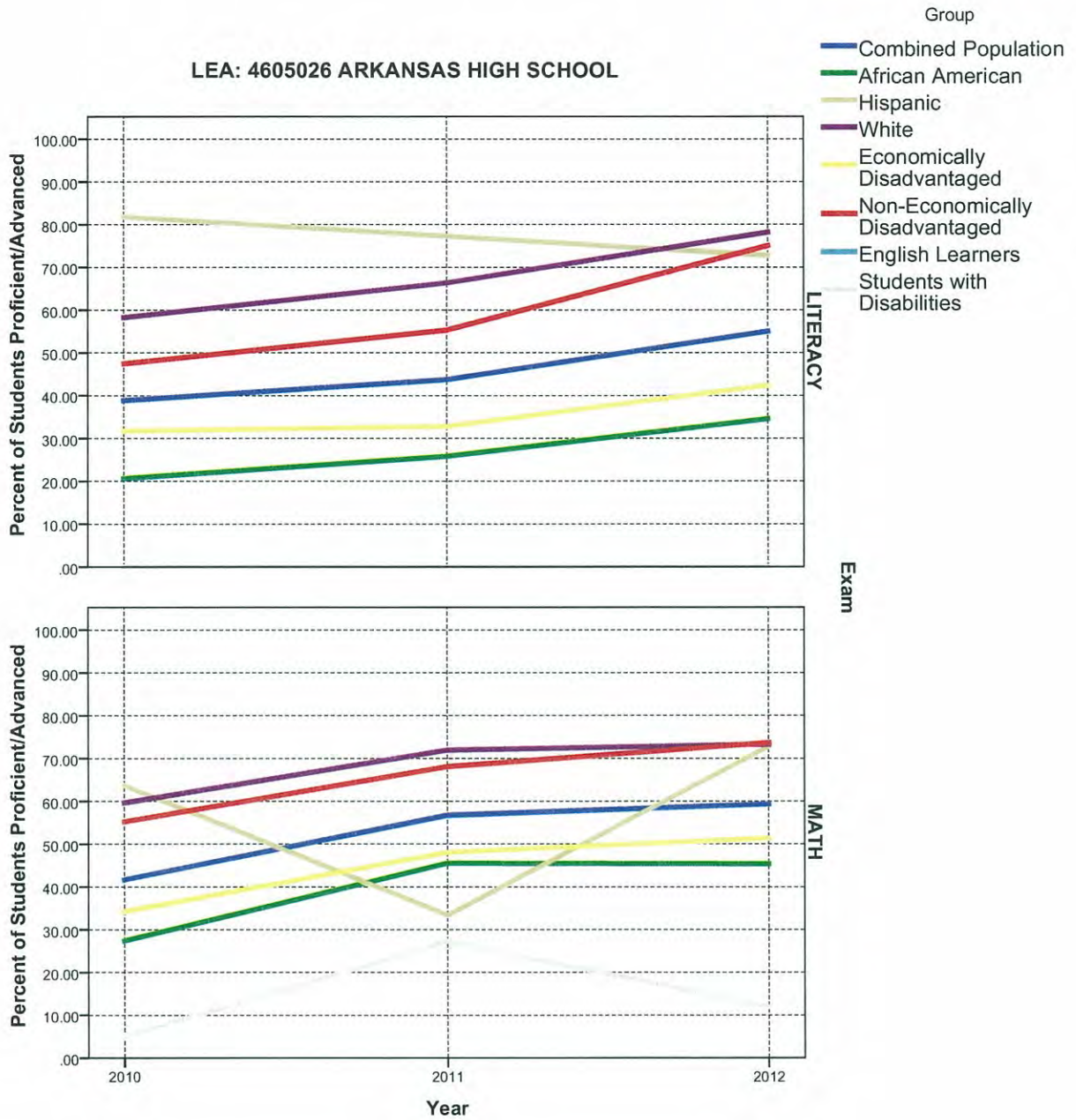
LEA: 3904006 ANNA STRONG MIDDLE SCHOOL



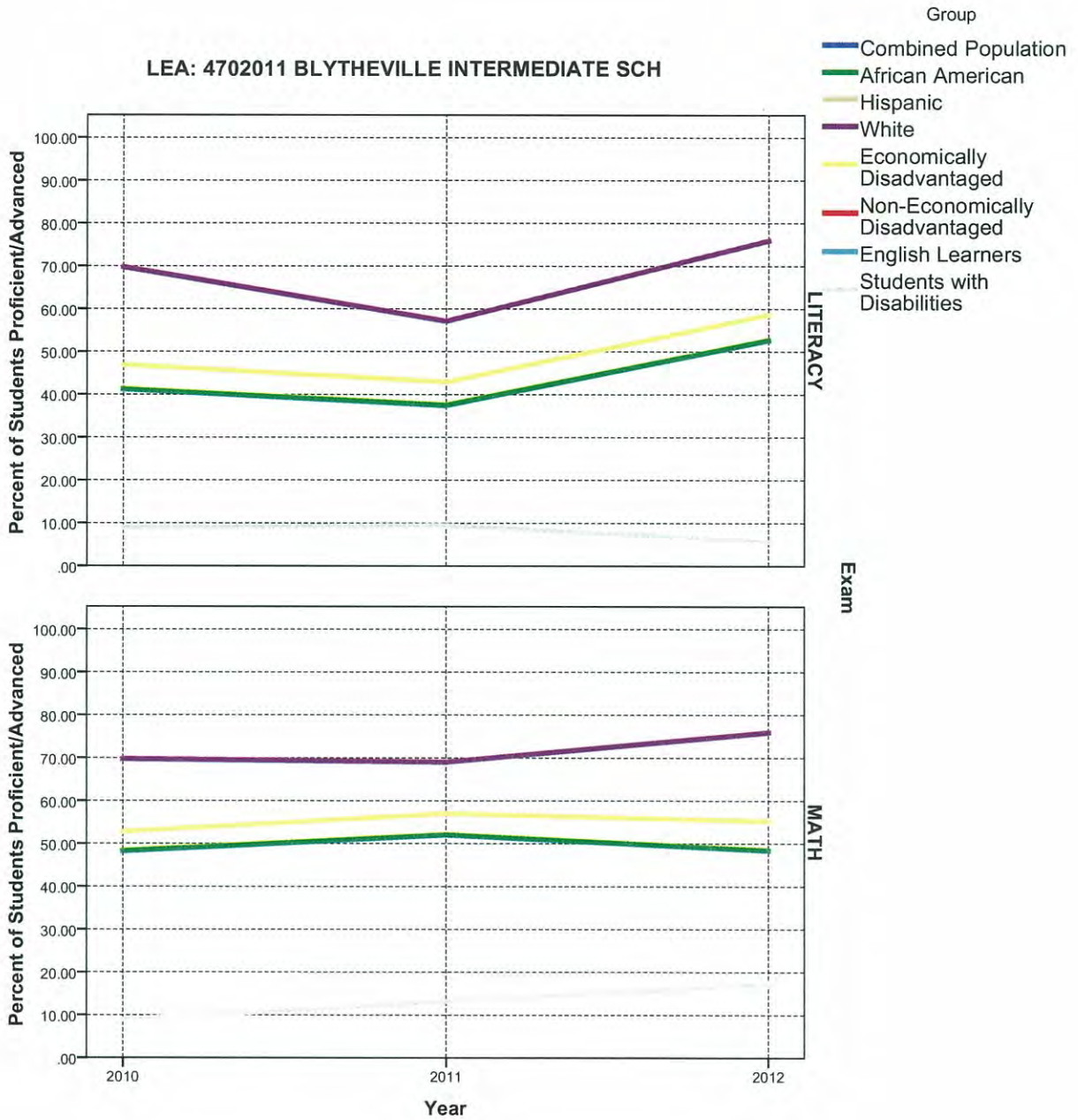
LEA: 3904008 LEE HIGH SCHOOL



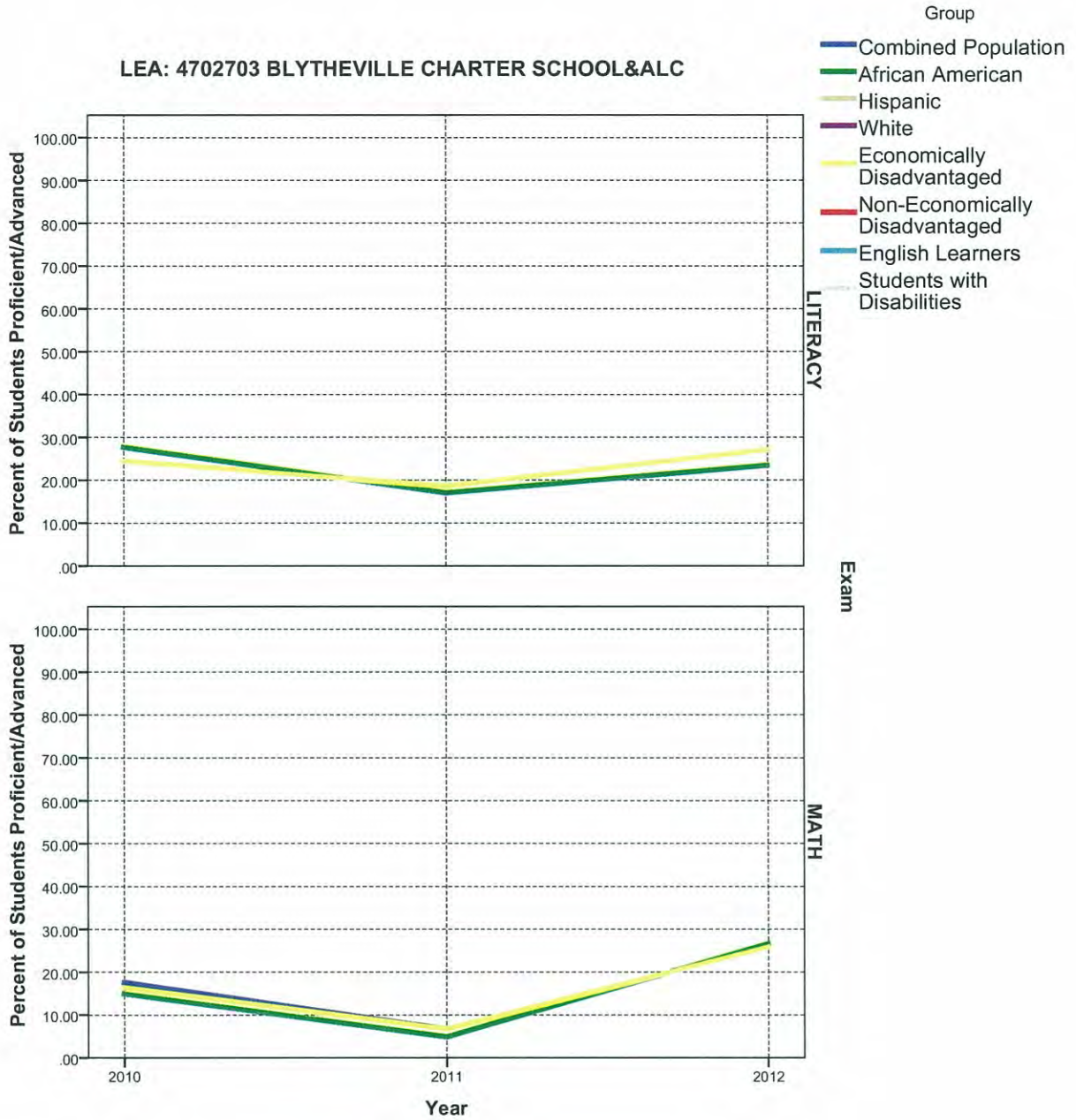
LEA: 4605026 ARKANSAS HIGH SCHOOL



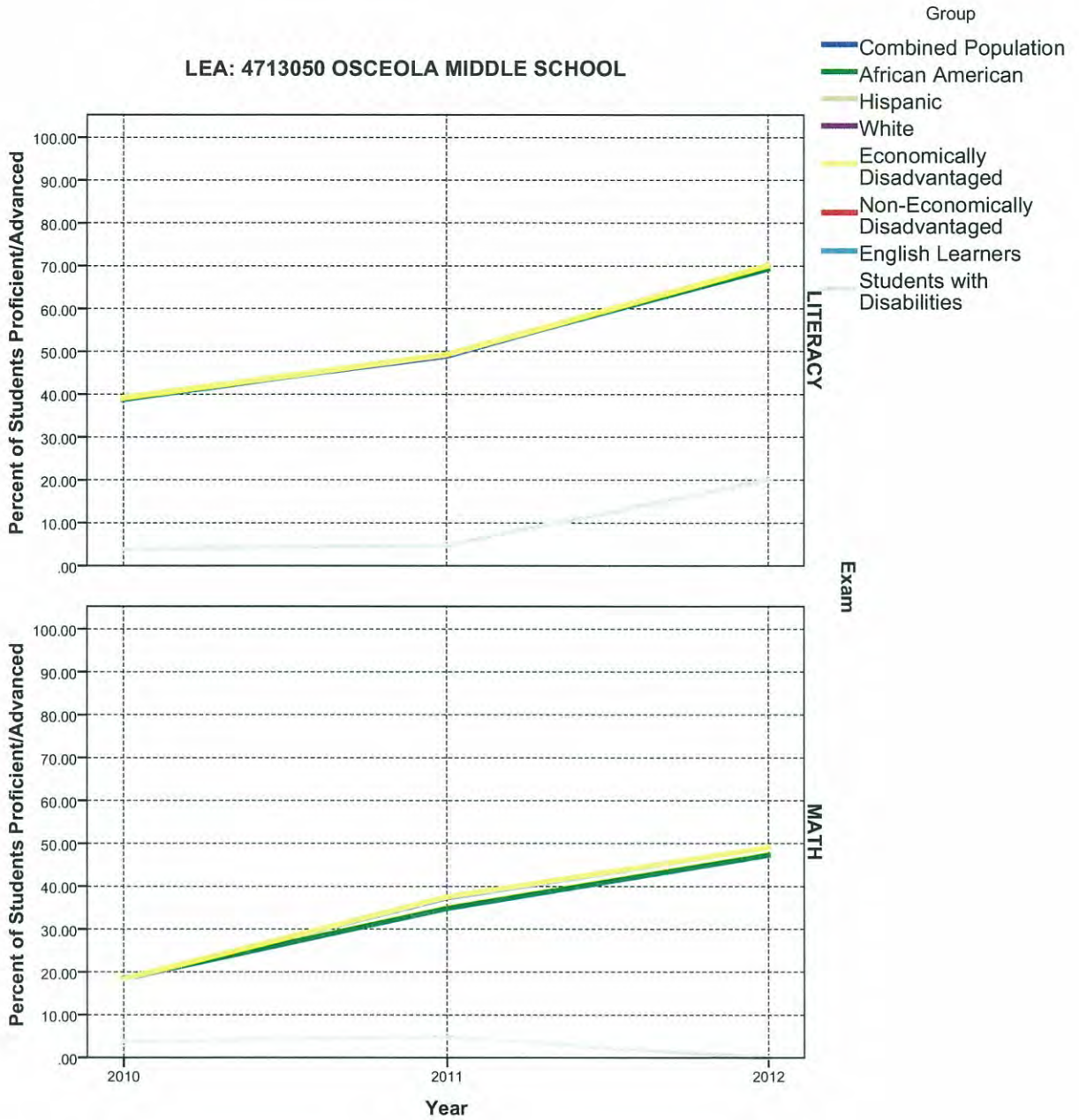
LEA: 4702011 BLYTHEVILLE INTERMEDIATE SCH



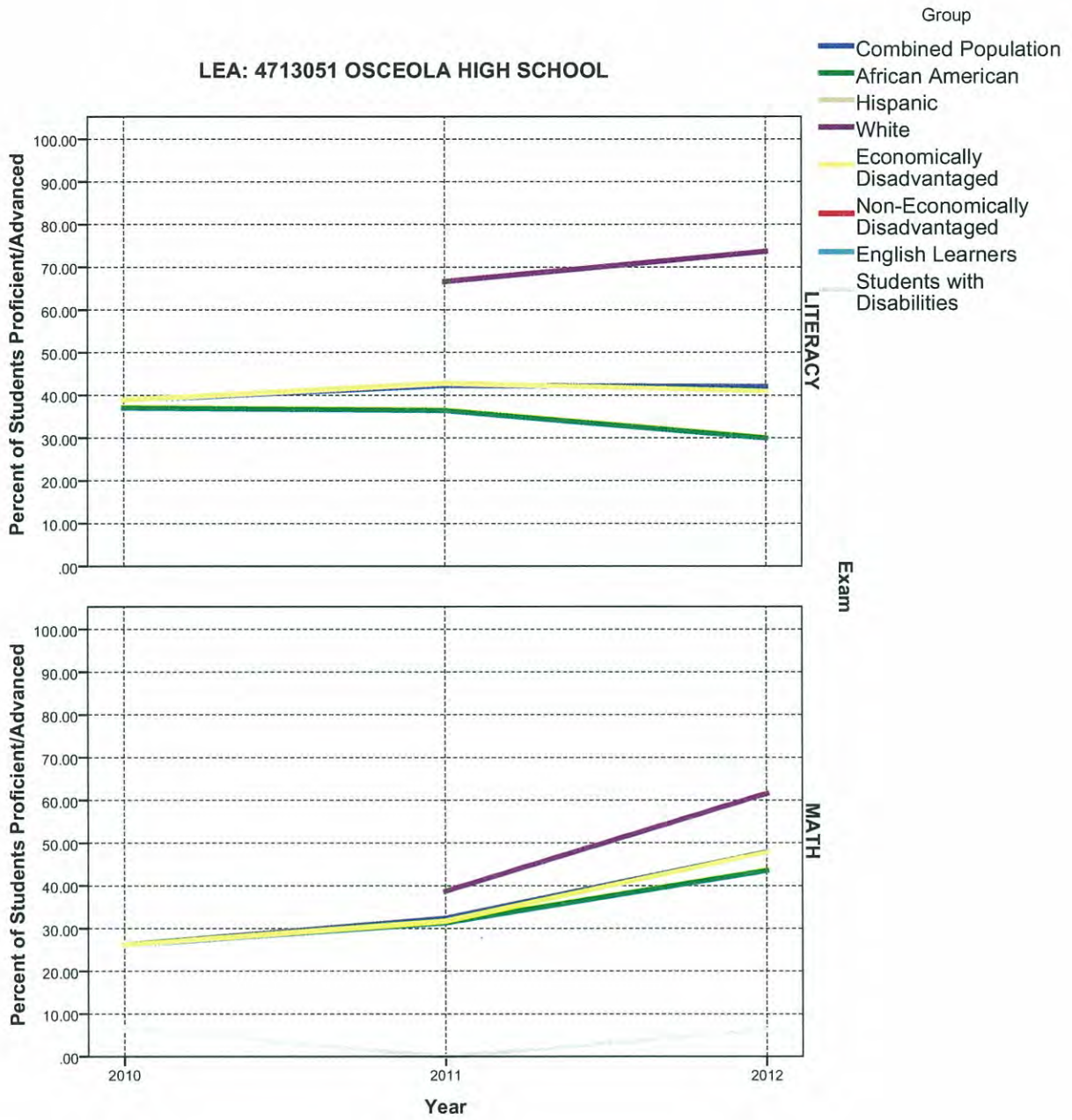
LEA: 4702703 BLYTHEVILLE CHARTER SCHOOL&ALC



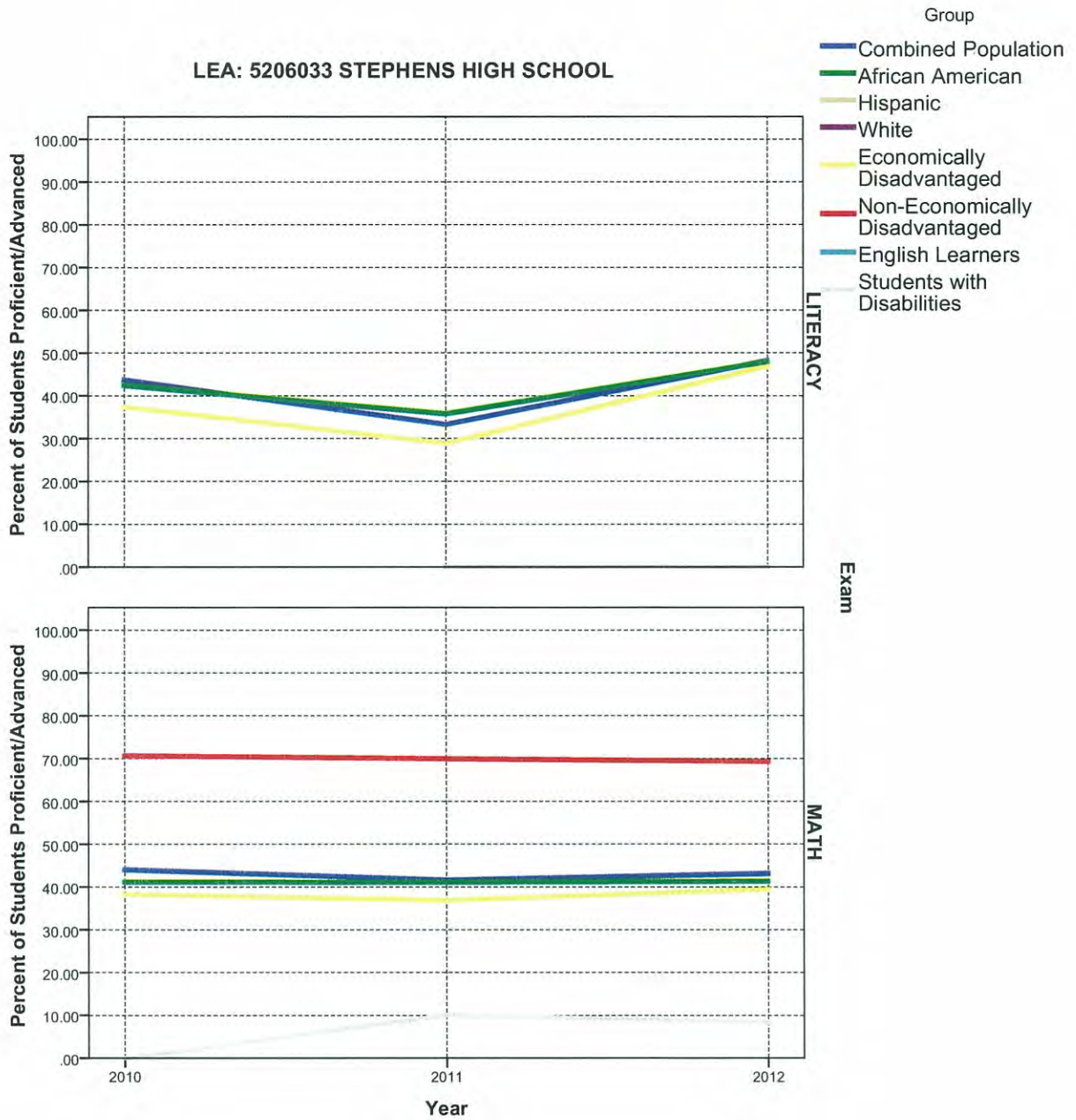
LEA: 4713050 OSCEOLA MIDDLE SCHOOL



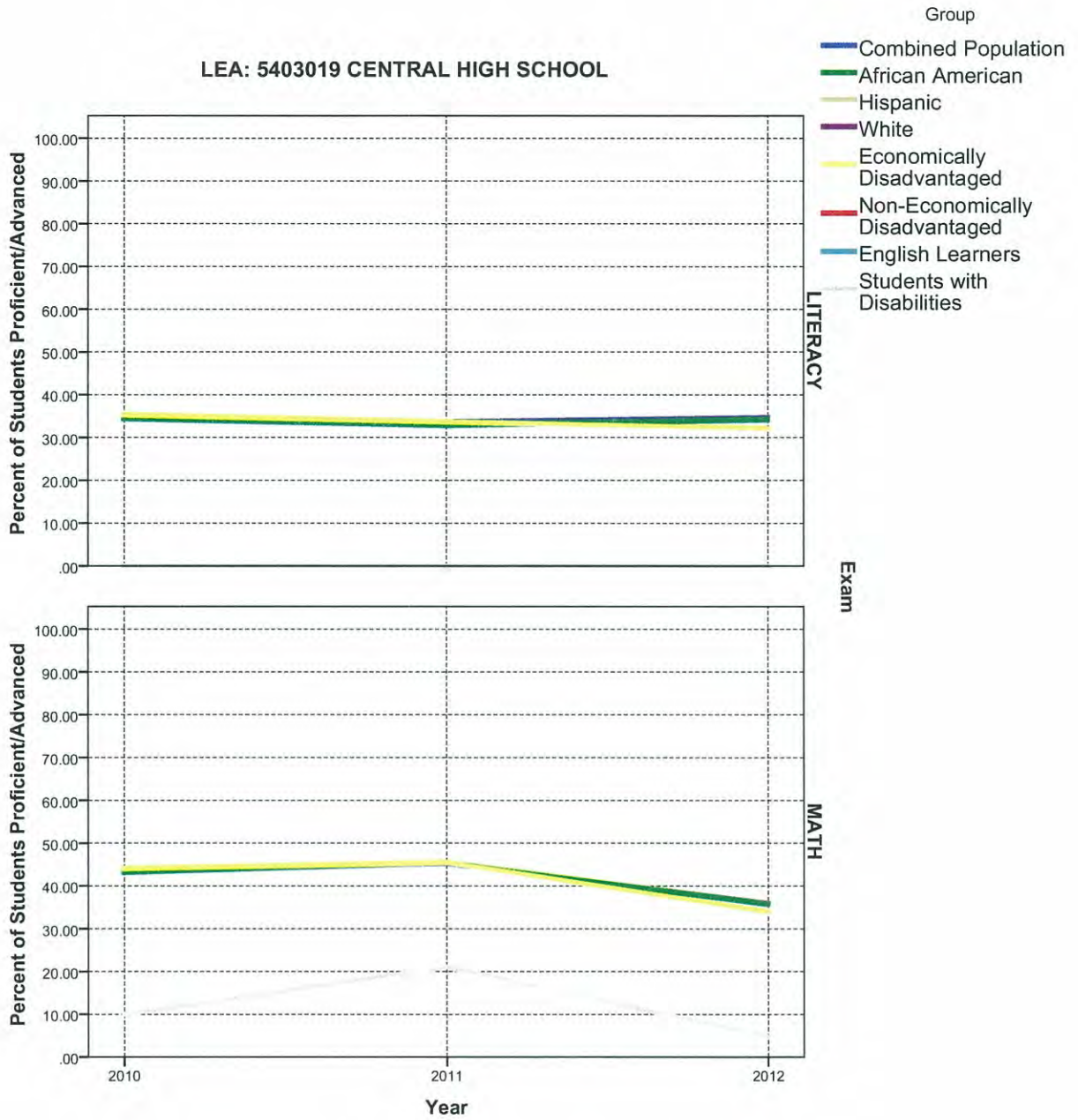
LEA: 4713051 OSCEOLA HIGH SCHOOL



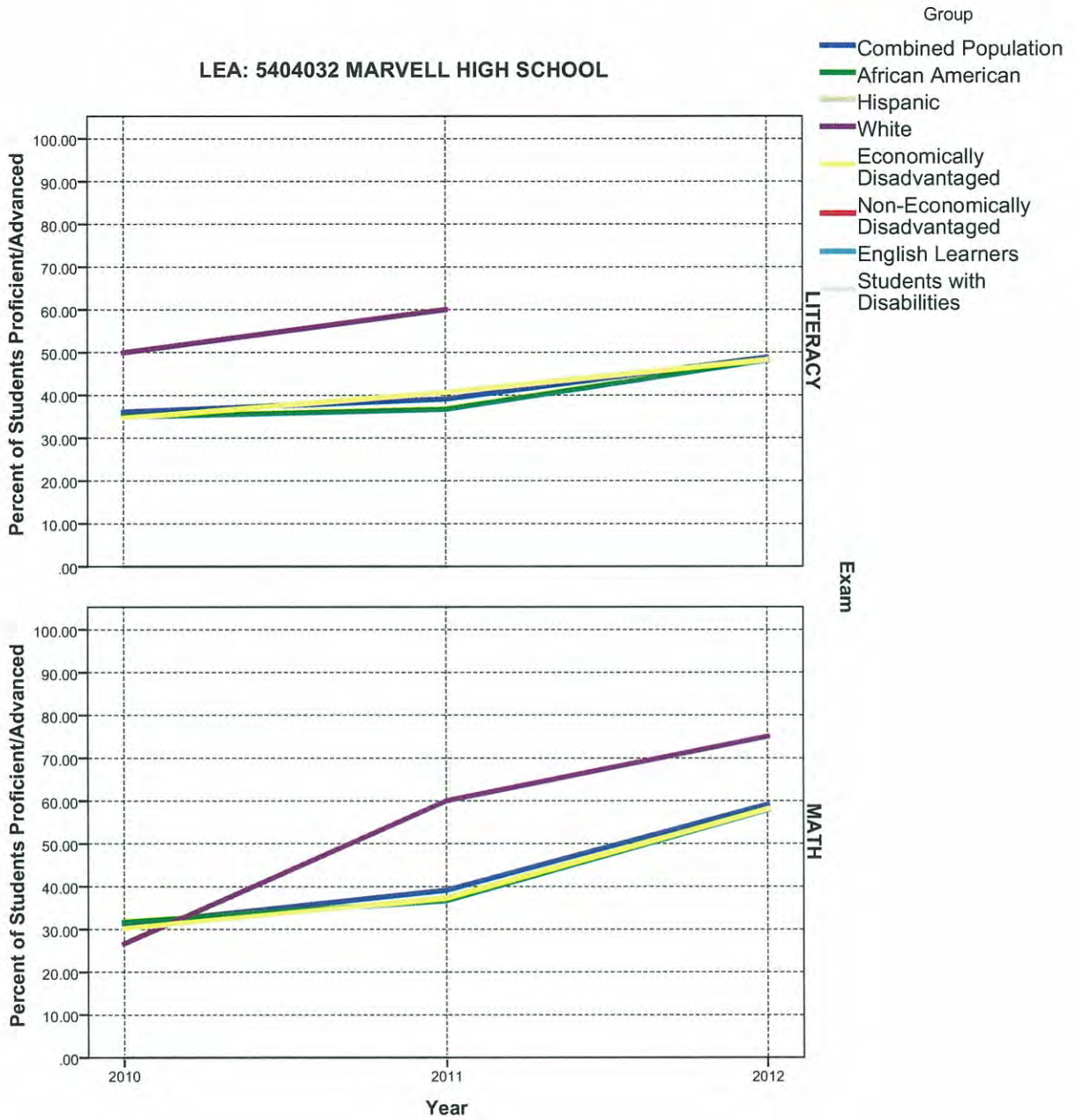
LEA: 5206033 STEPHENS HIGH SCHOOL



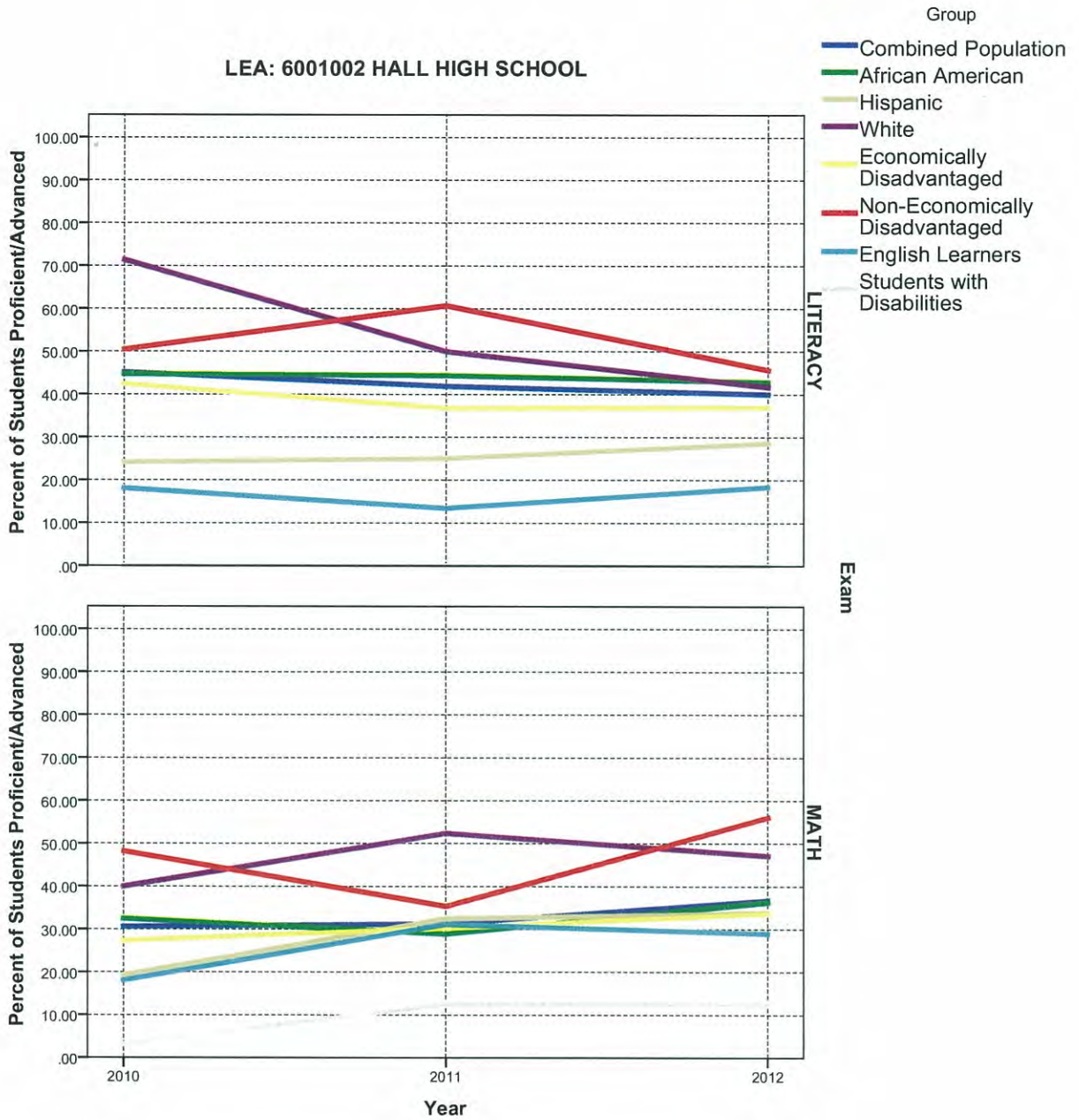
LEA: 5403019 CENTRAL HIGH SCHOOL



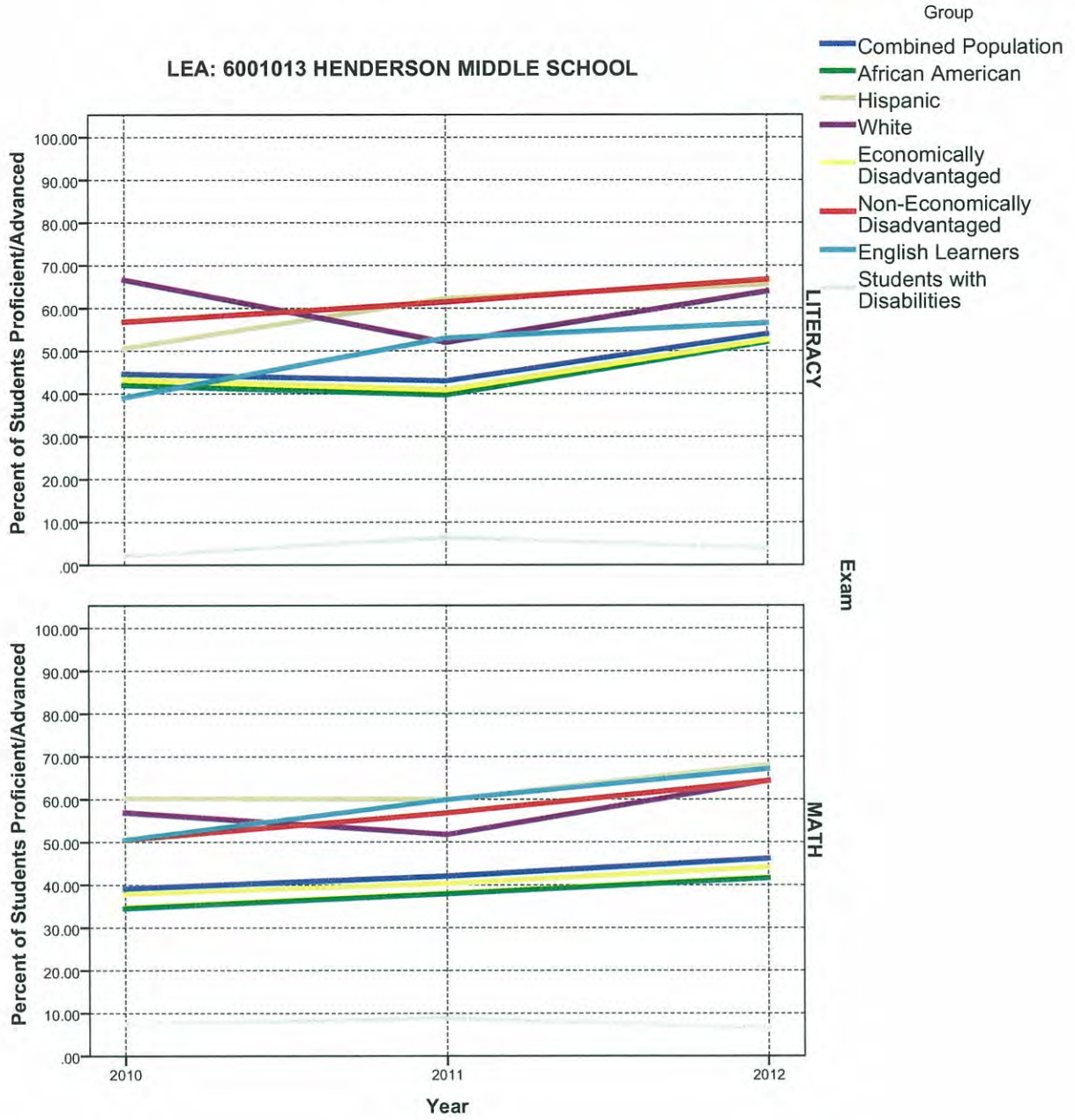
LEA: 5404032 MARVELL HIGH SCHOOL



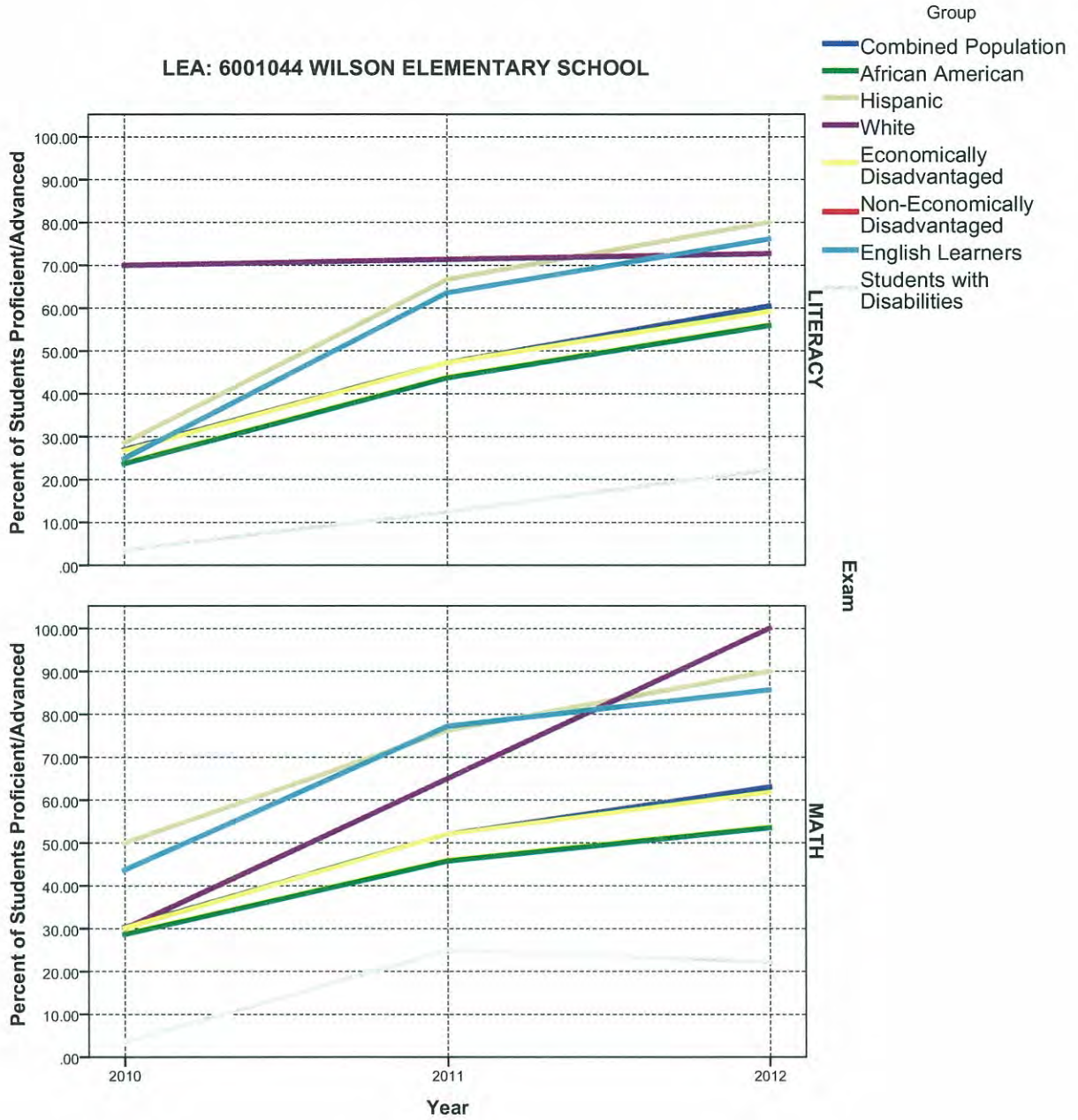
LEA: 6001002 HALL HIGH SCHOOL



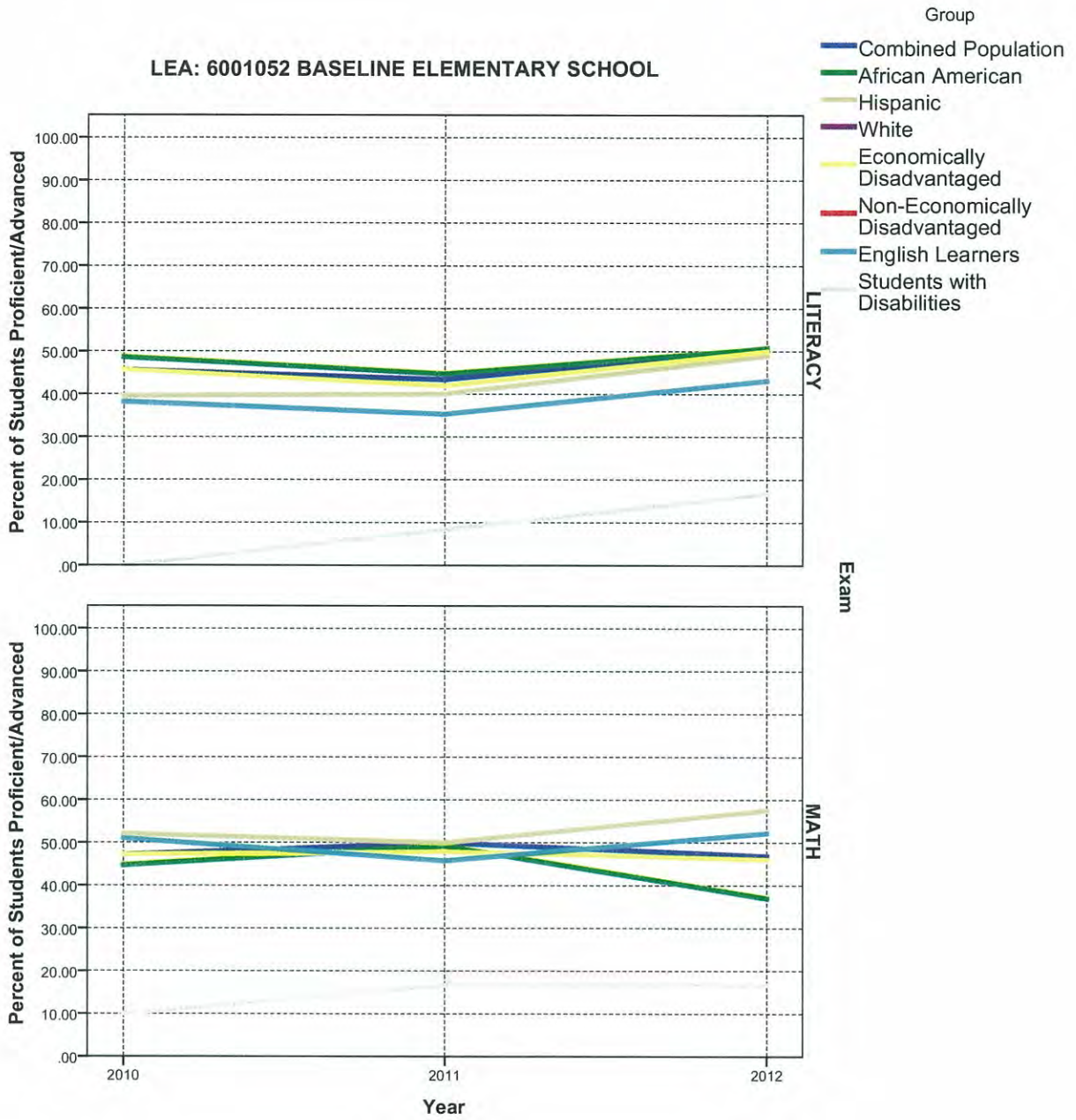
LEA: 6001013 HENDERSON MIDDLE SCHOOL



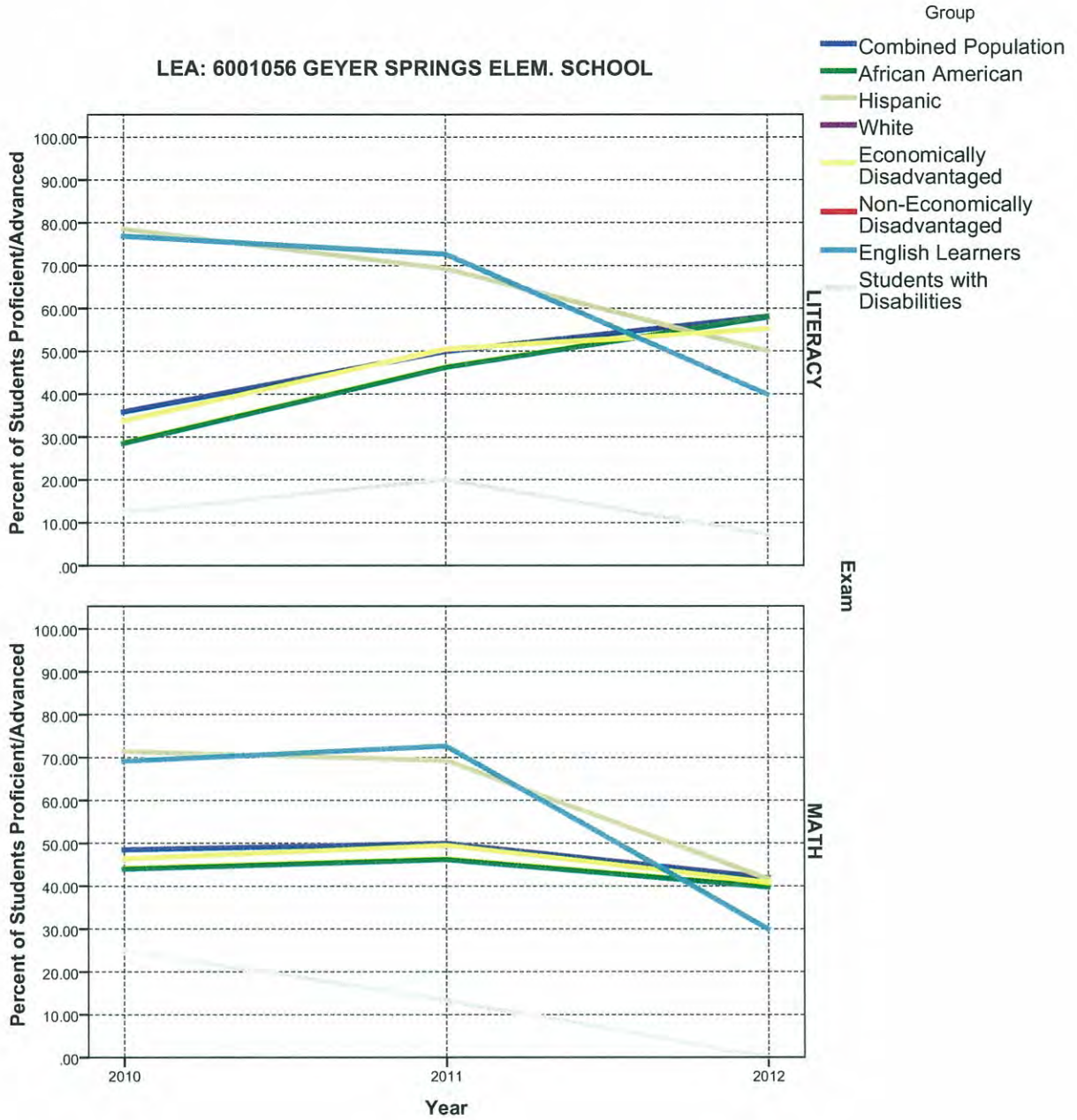
LEA: 6001044 WILSON ELEMENTARY SCHOOL



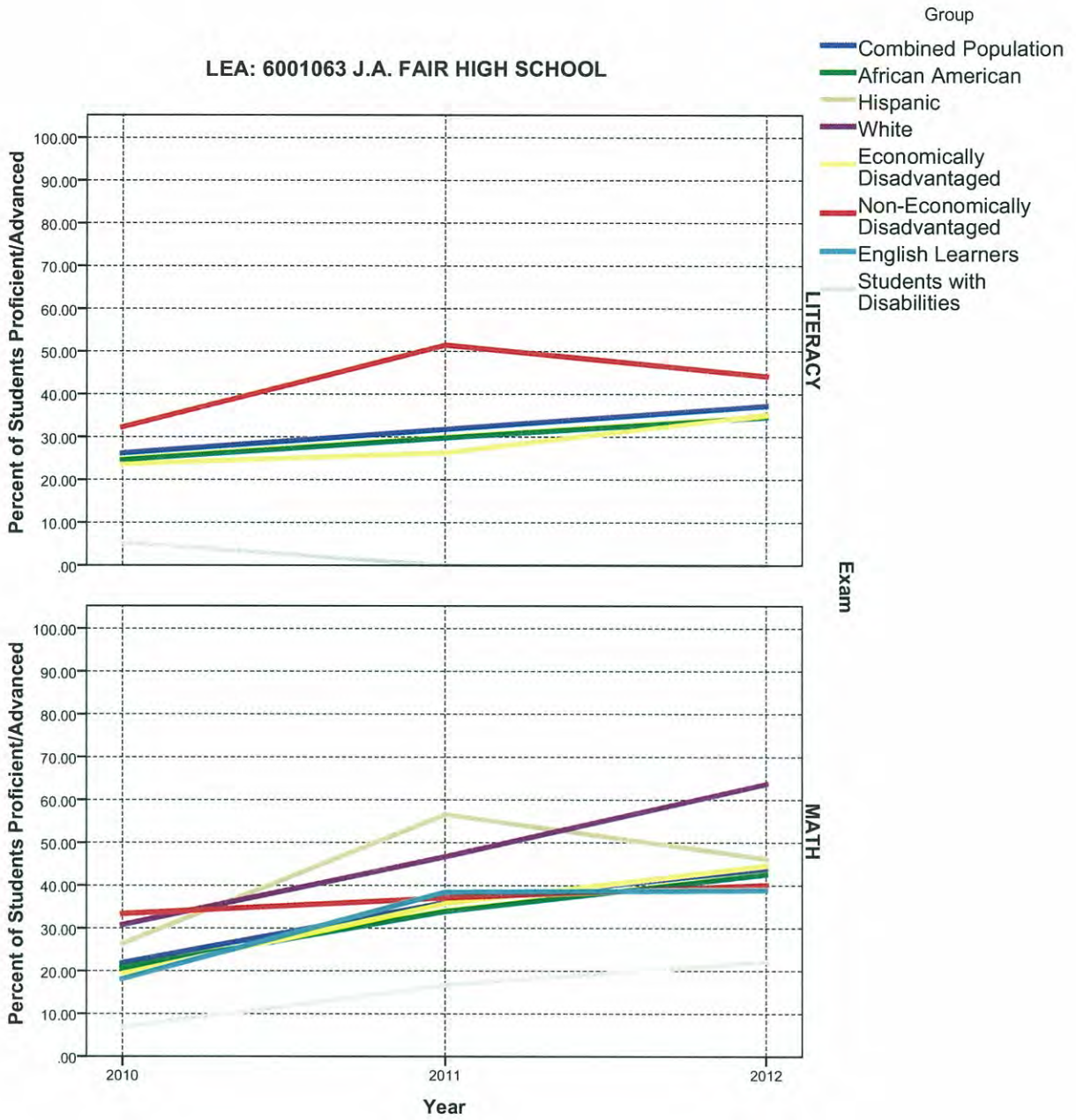
LEA: 6001052 BASELINE ELEMENTARY SCHOOL



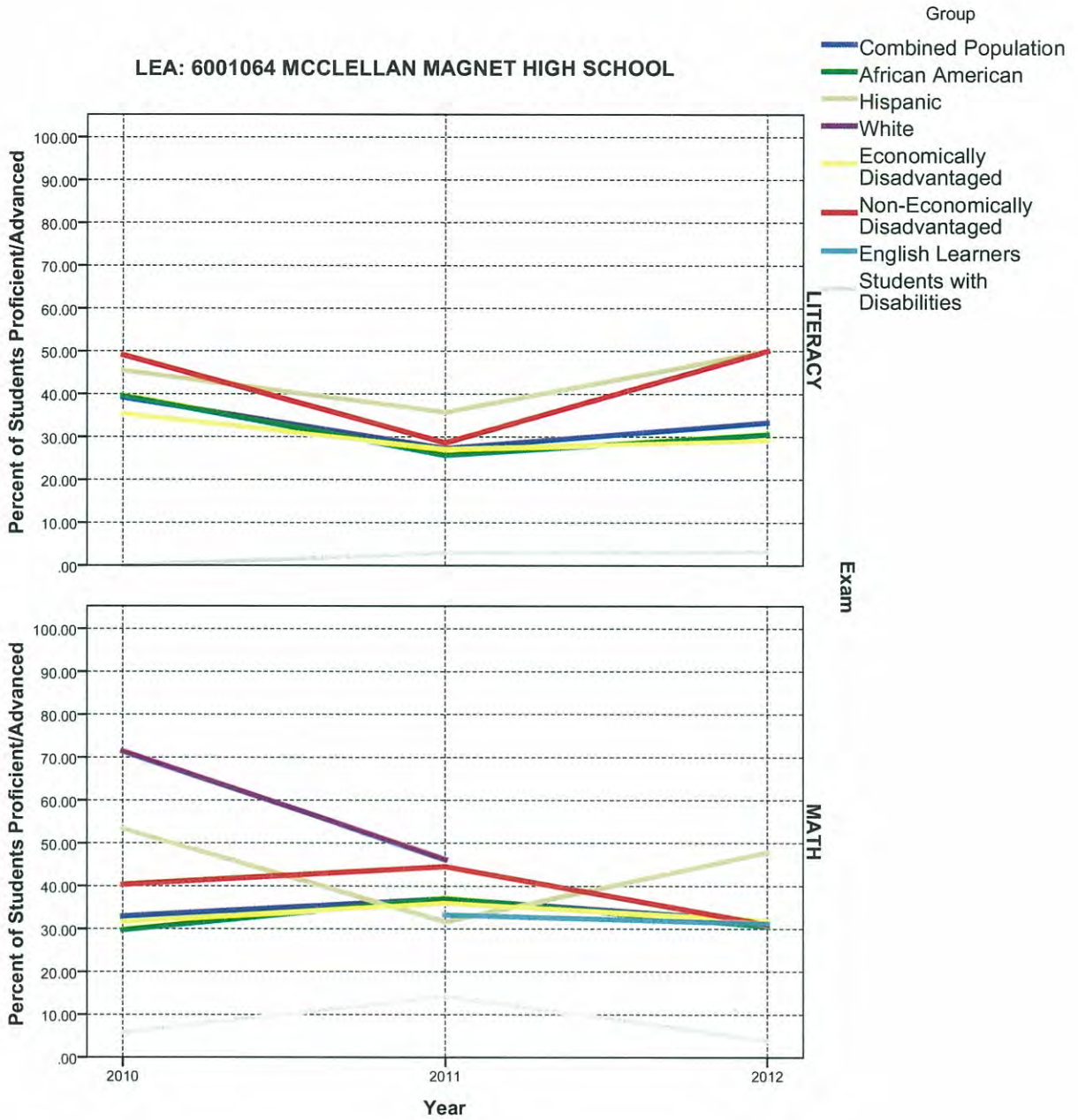
LEA: 6001056 GEYER SPRINGS ELEM. SCHOOL



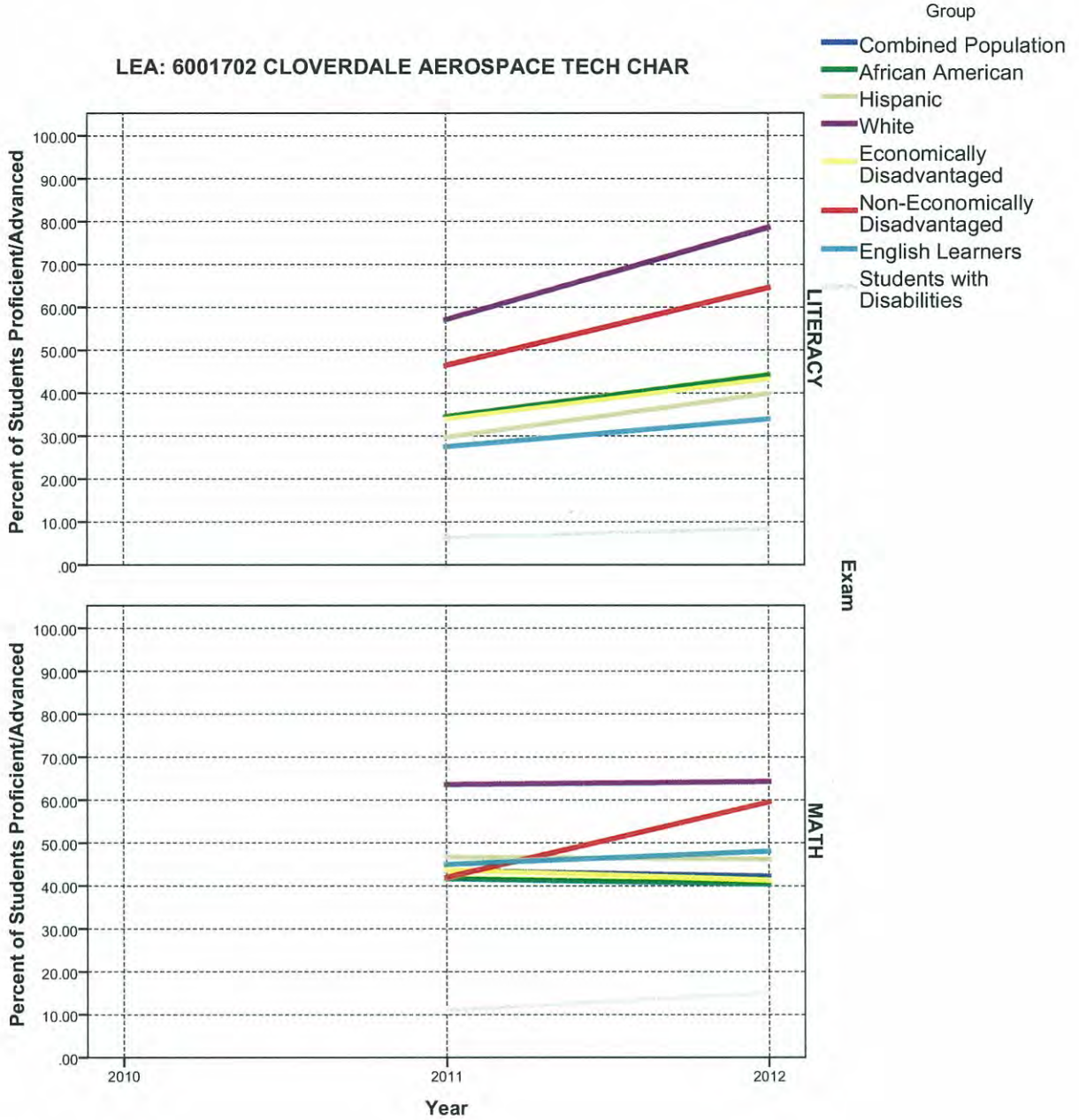
LEA: 6001063 J.A. FAIR HIGH SCHOOL



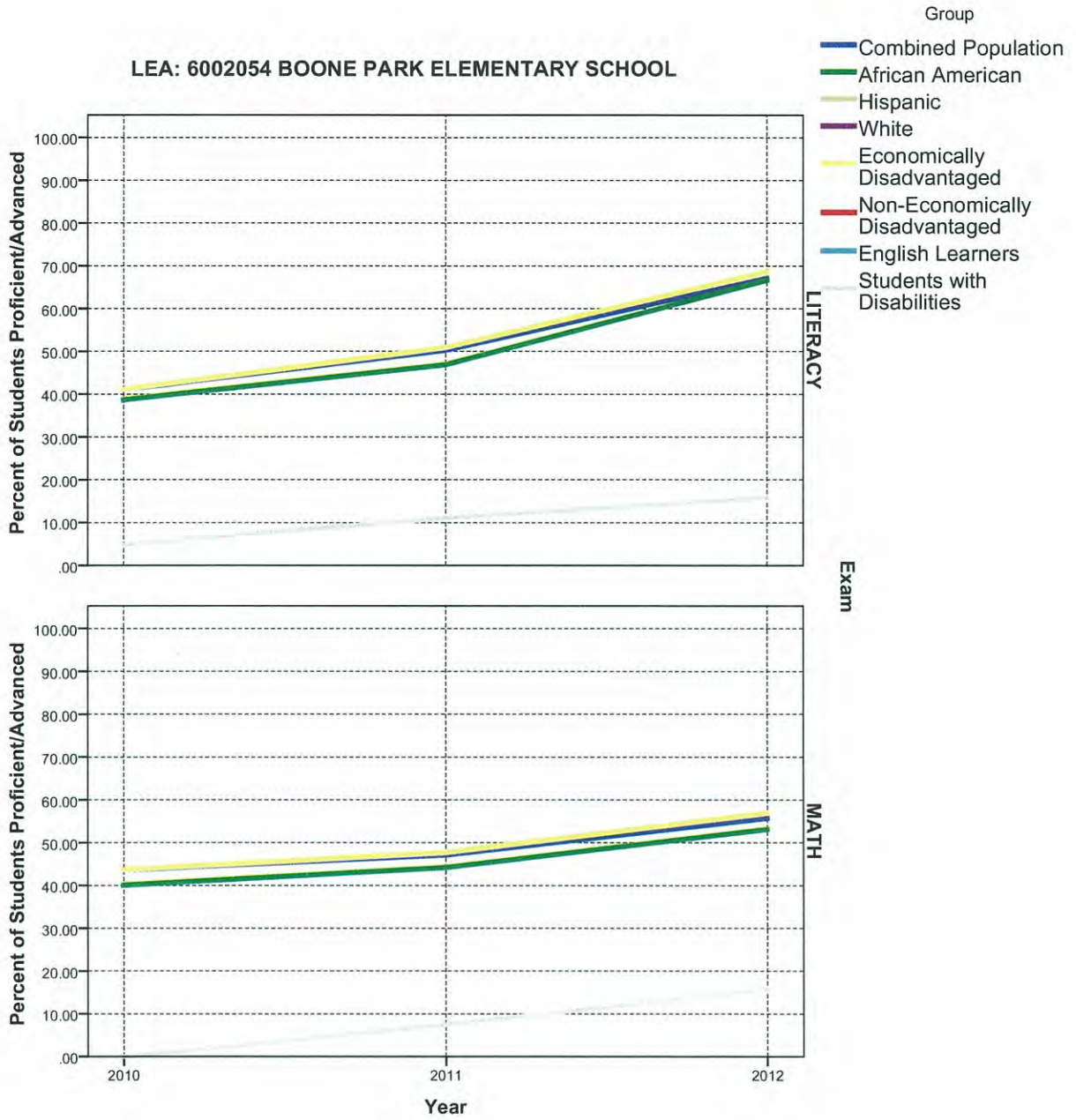
LEA: 6001064 MCCLELLAN MAGNET HIGH SCHOOL



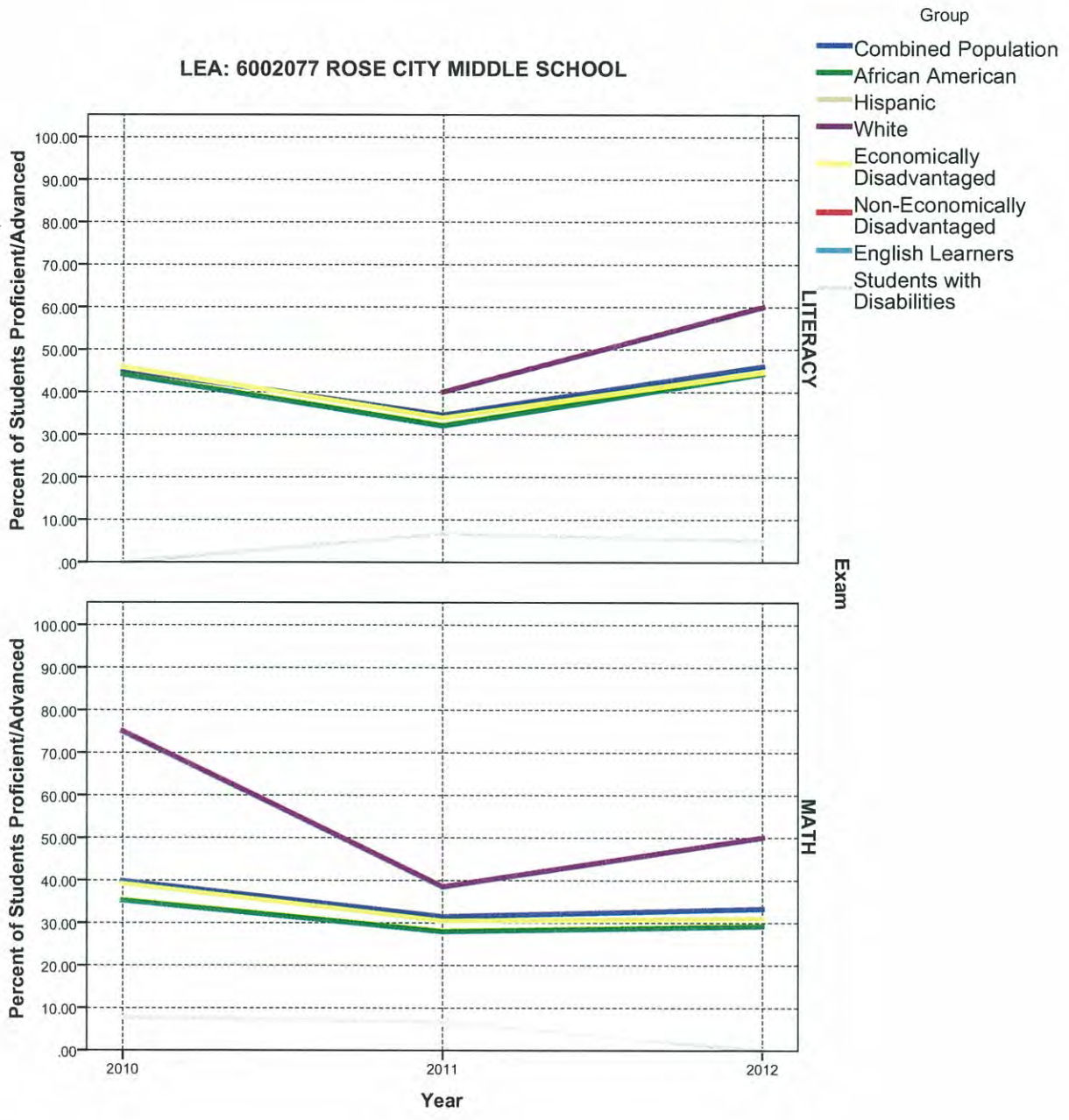
LEA: 6001702 CLOVERDALE AEROSPACE TECH CHAR



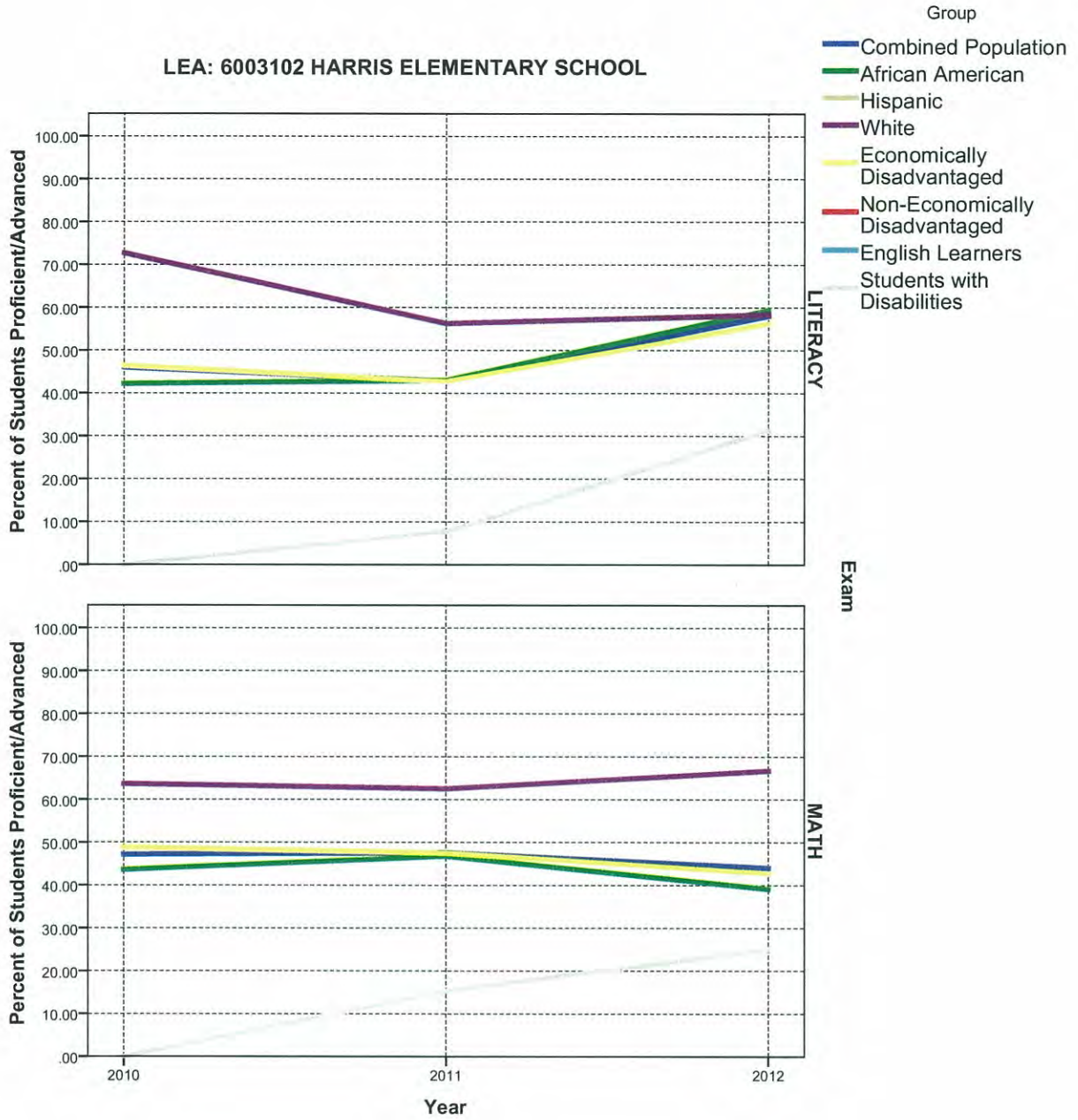
LEA: 6002054 BOONE PARK ELEMENTARY SCHOOL



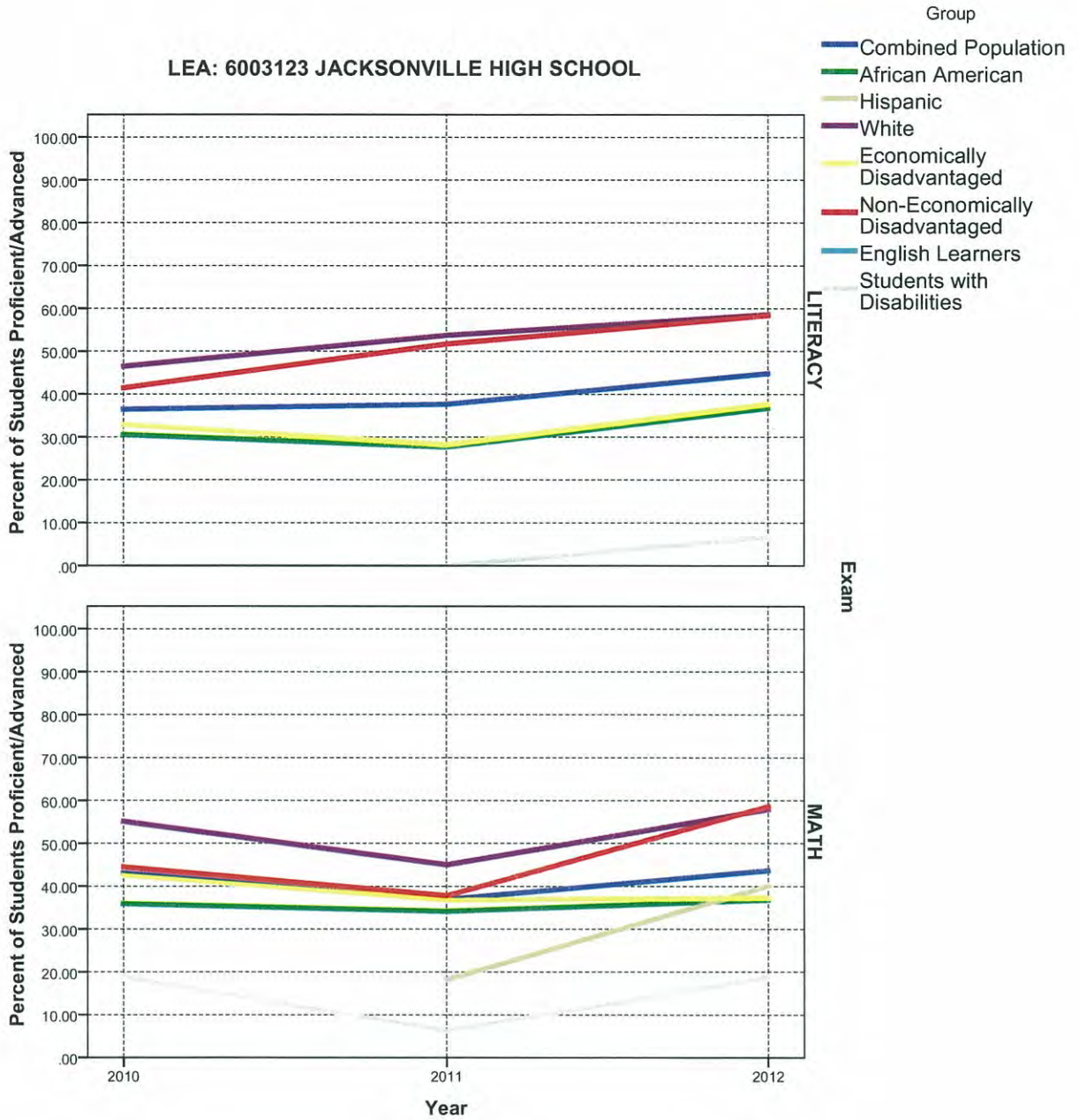
LEA: 6002077 ROSE CITY MIDDLE SCHOOL



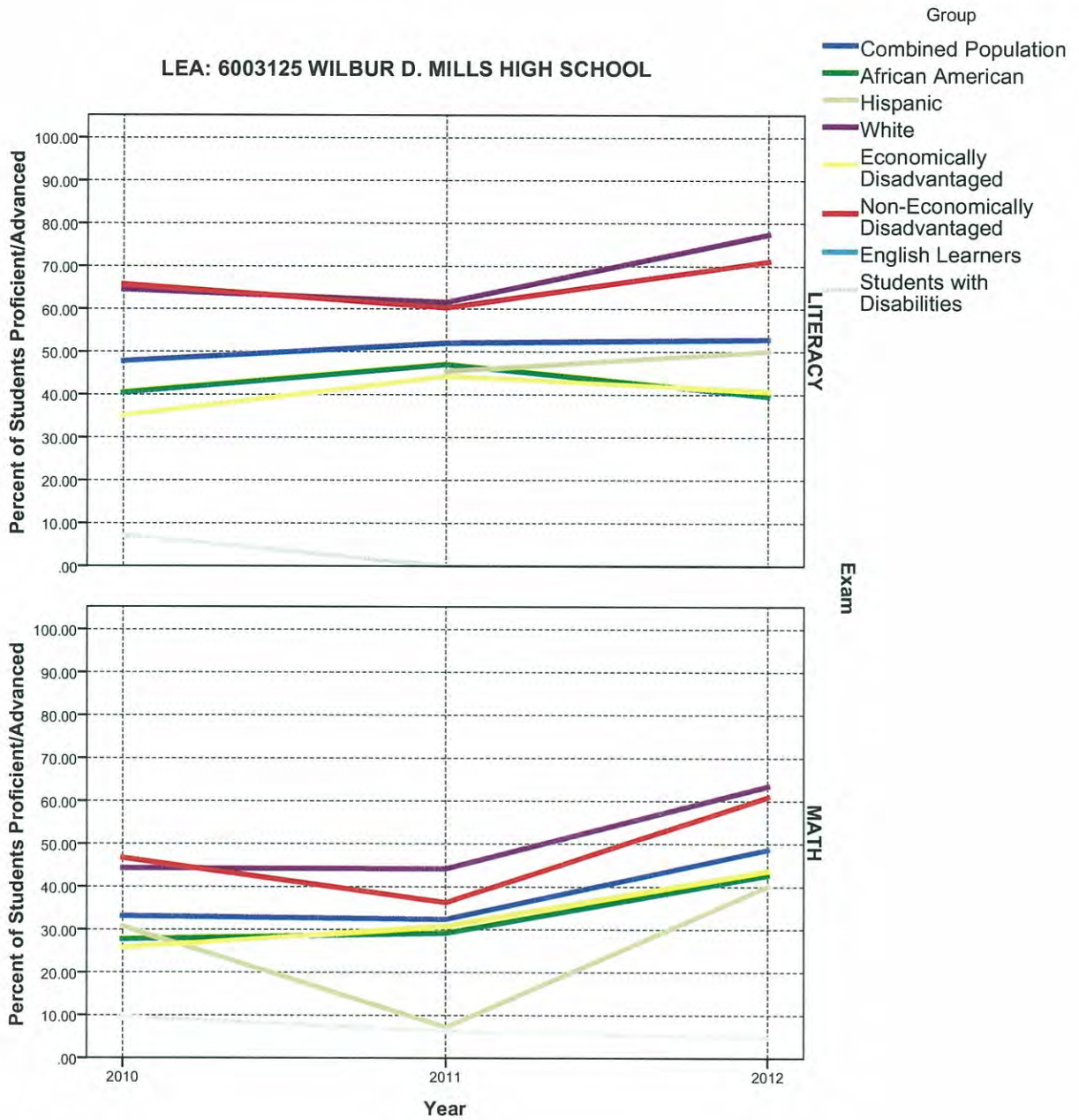
LEA: 6003102 HARRIS ELEMENTARY SCHOOL



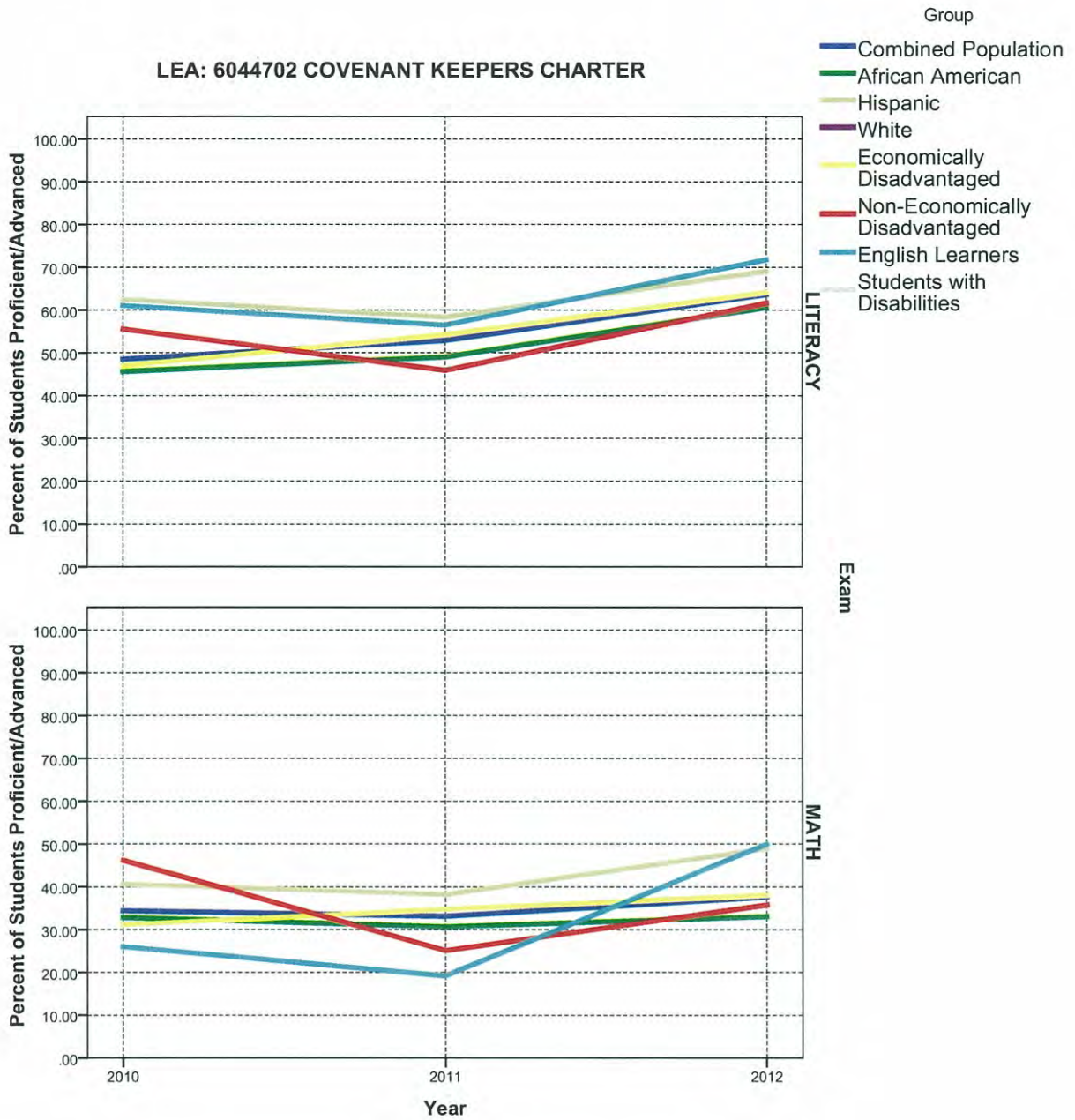
LEA: 6003123 JACKSONVILLE HIGH SCHOOL



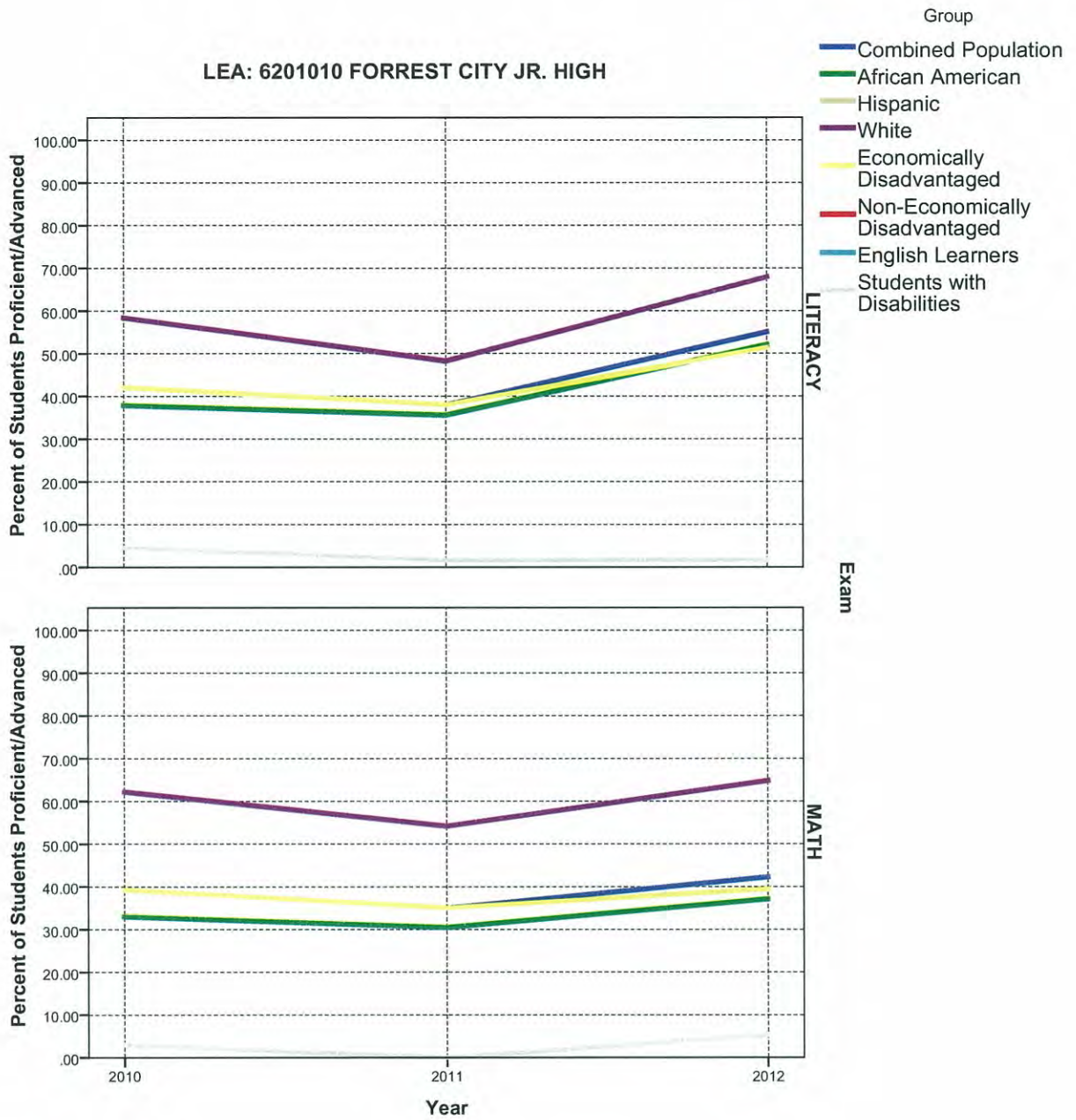
LEA: 6003125 WILBUR D. MILLS HIGH SCHOOL



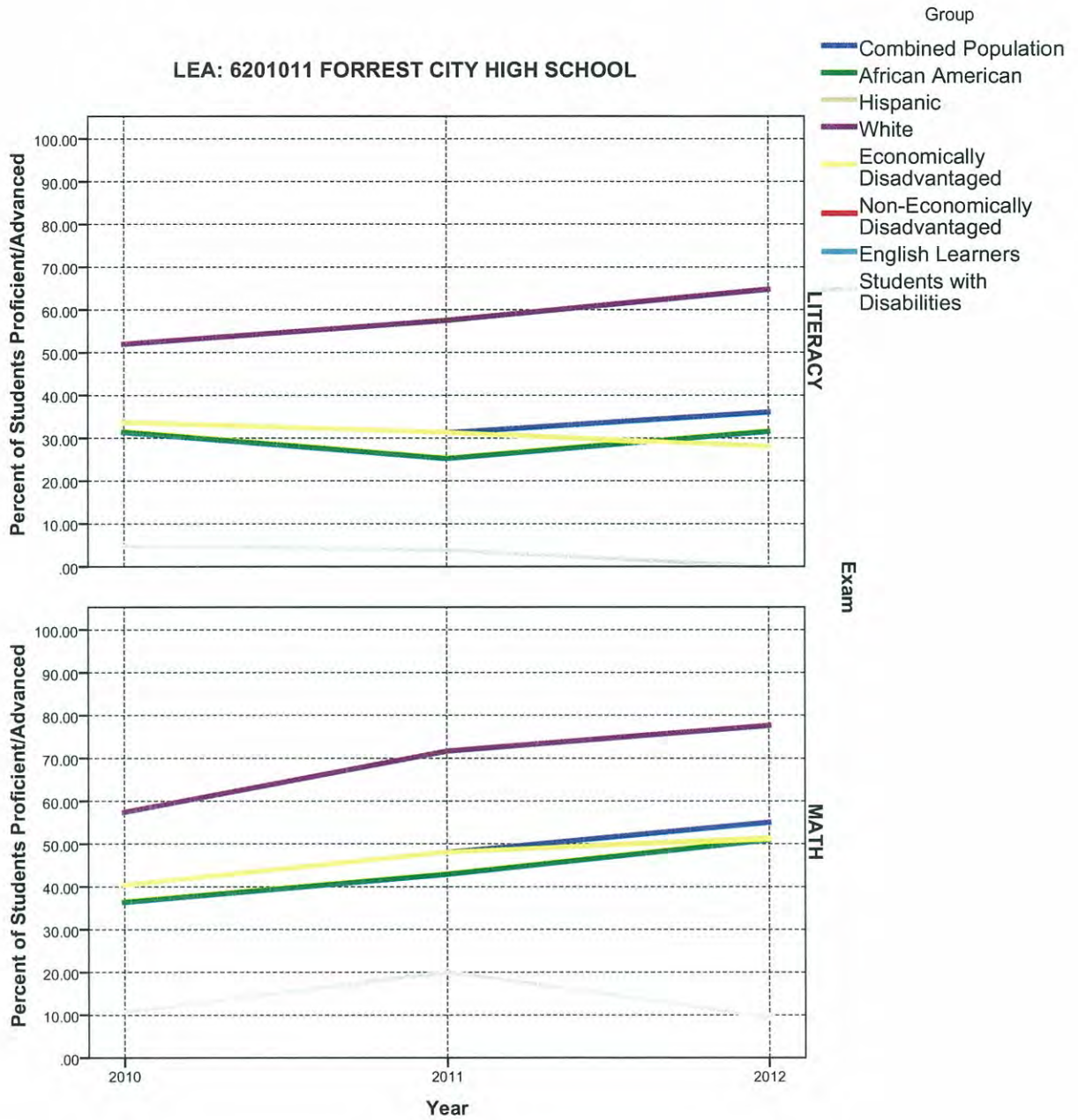
LEA: 6044702 COVENANT KEEPERS CHARTER



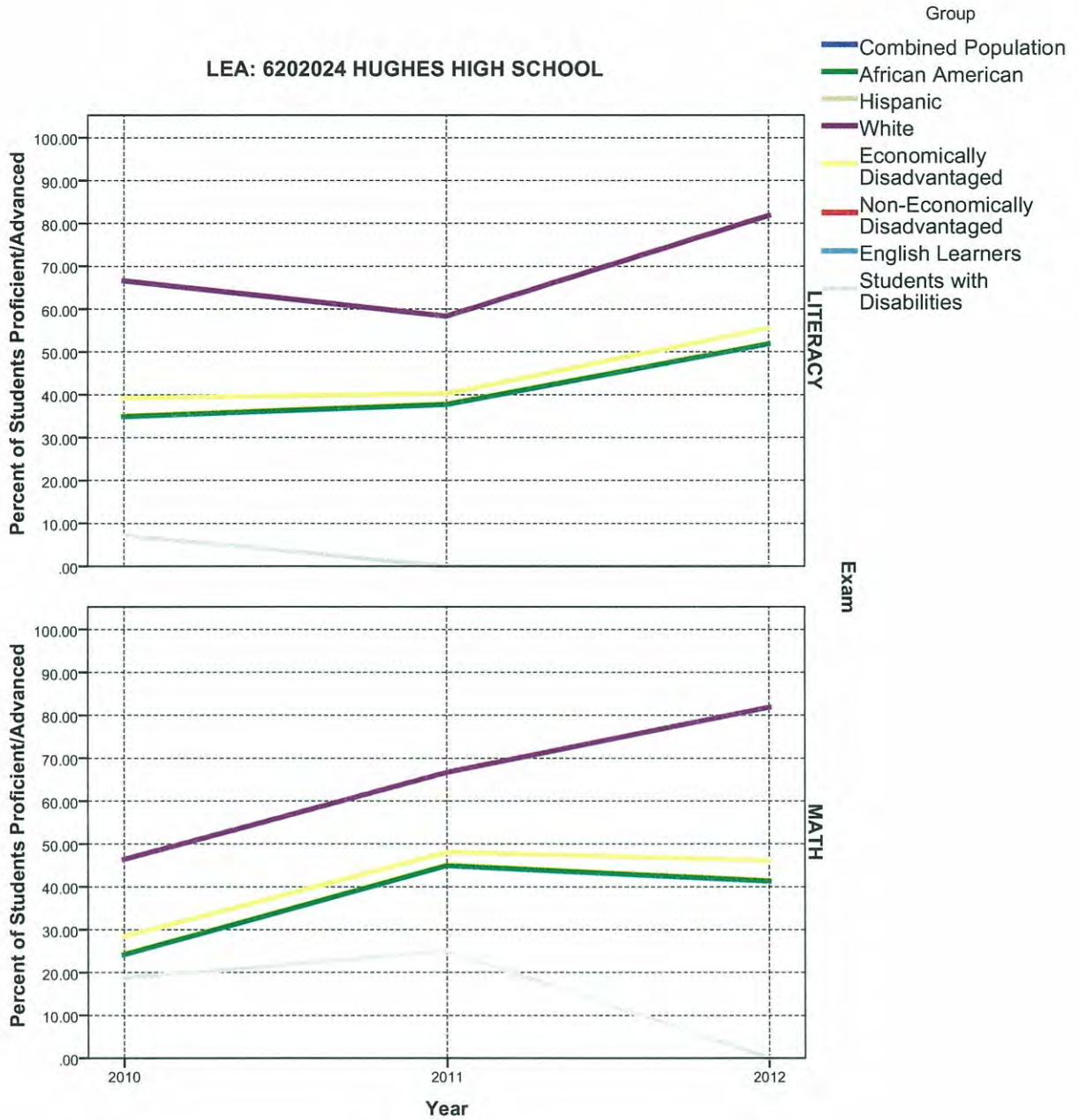
LEA: 6201010 FORREST CITY JR. HIGH



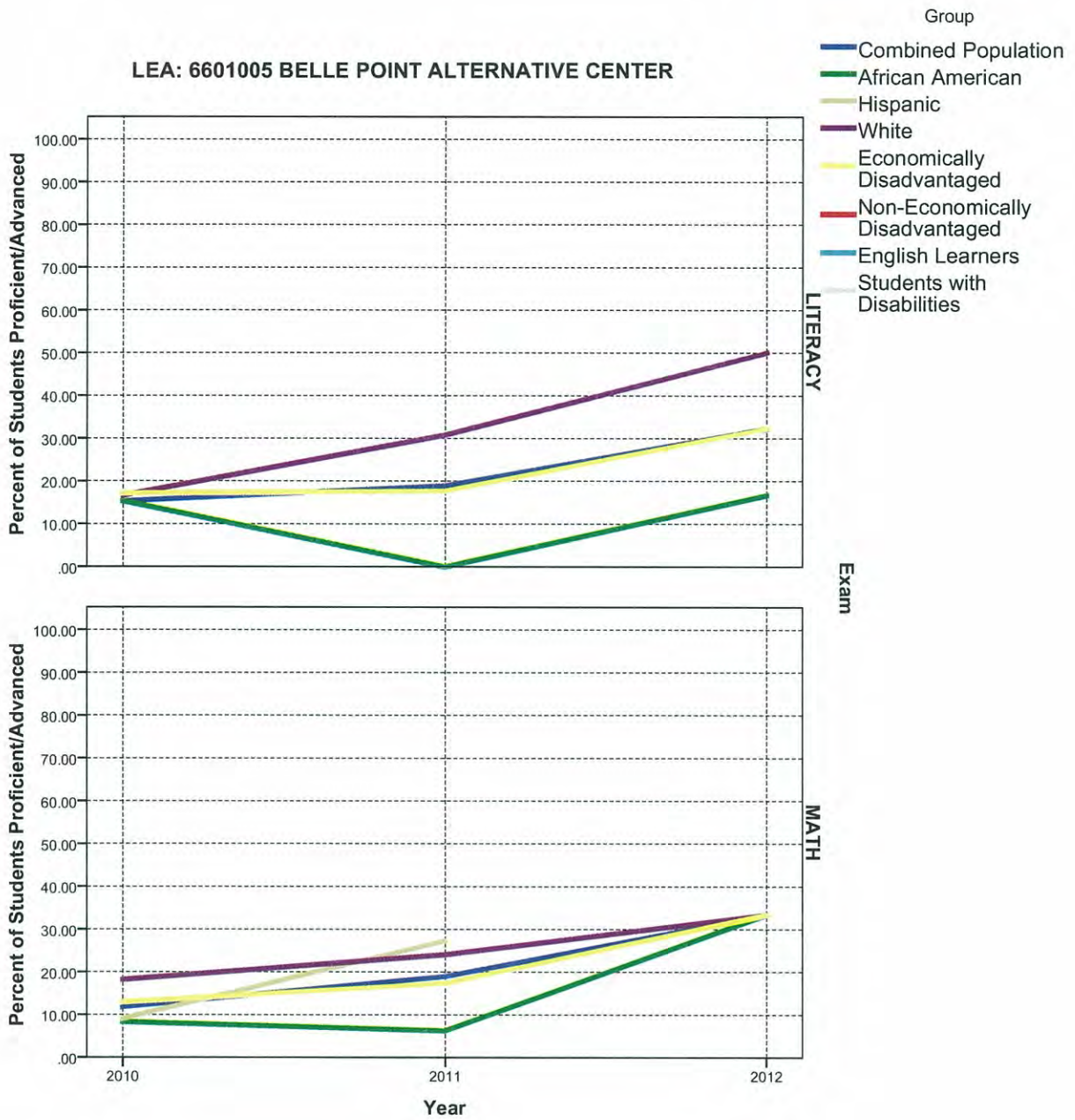
LEA: 6201011 FORREST CITY HIGH SCHOOL



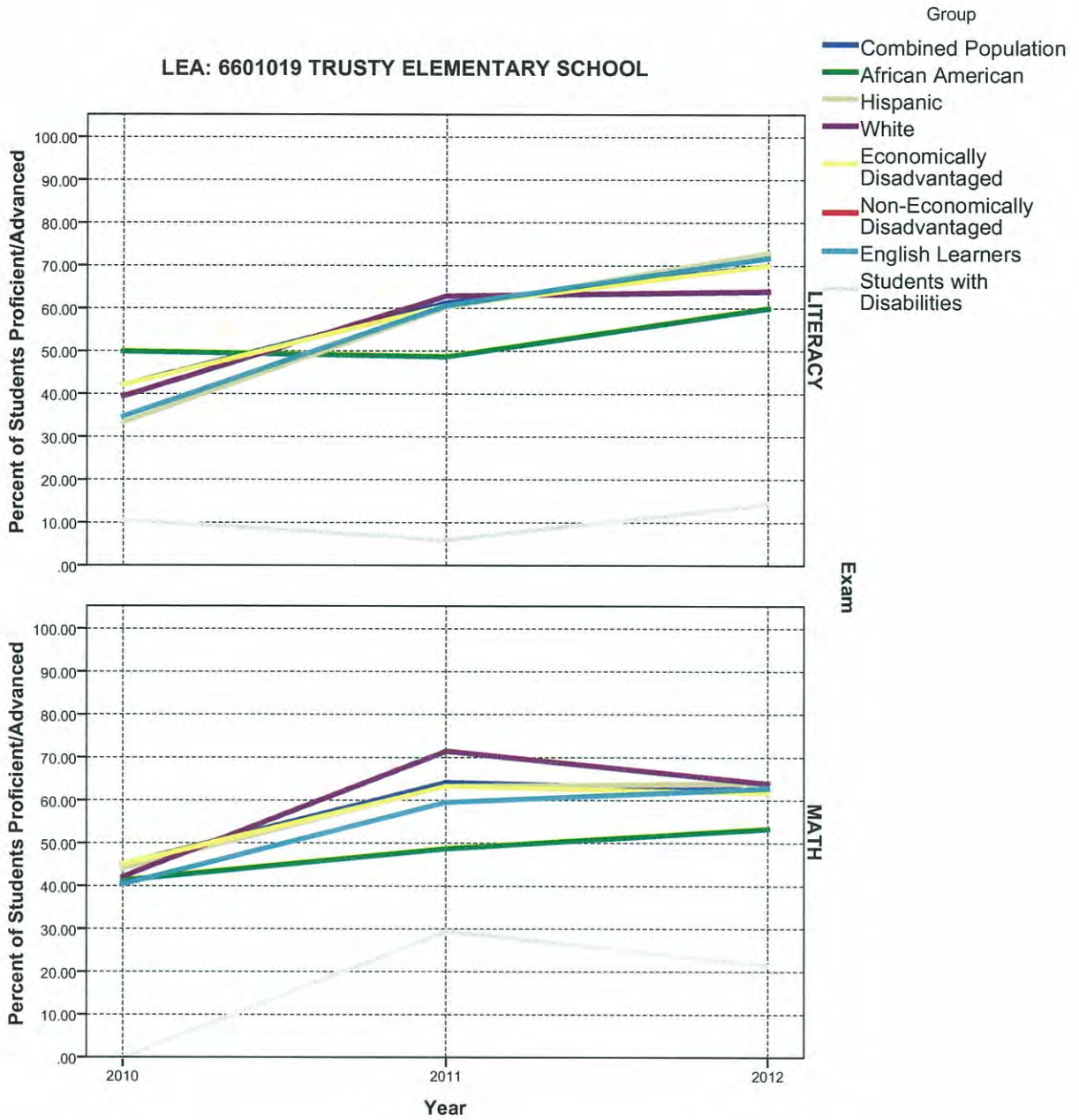
LEA: 6202024 HUGHES HIGH SCHOOL



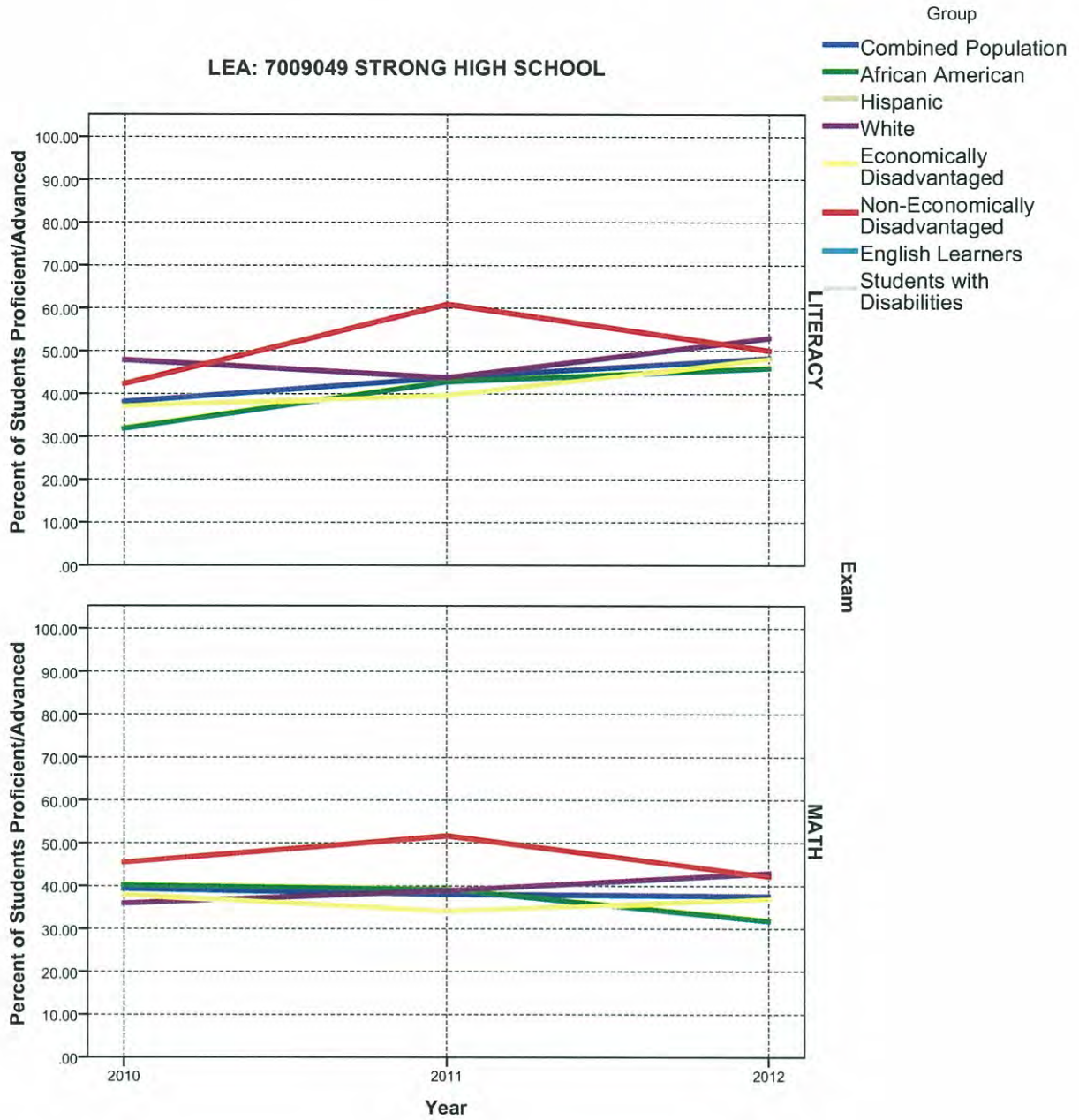
LEA: 6601005 BELLE POINT ALTERNATIVE CENTER



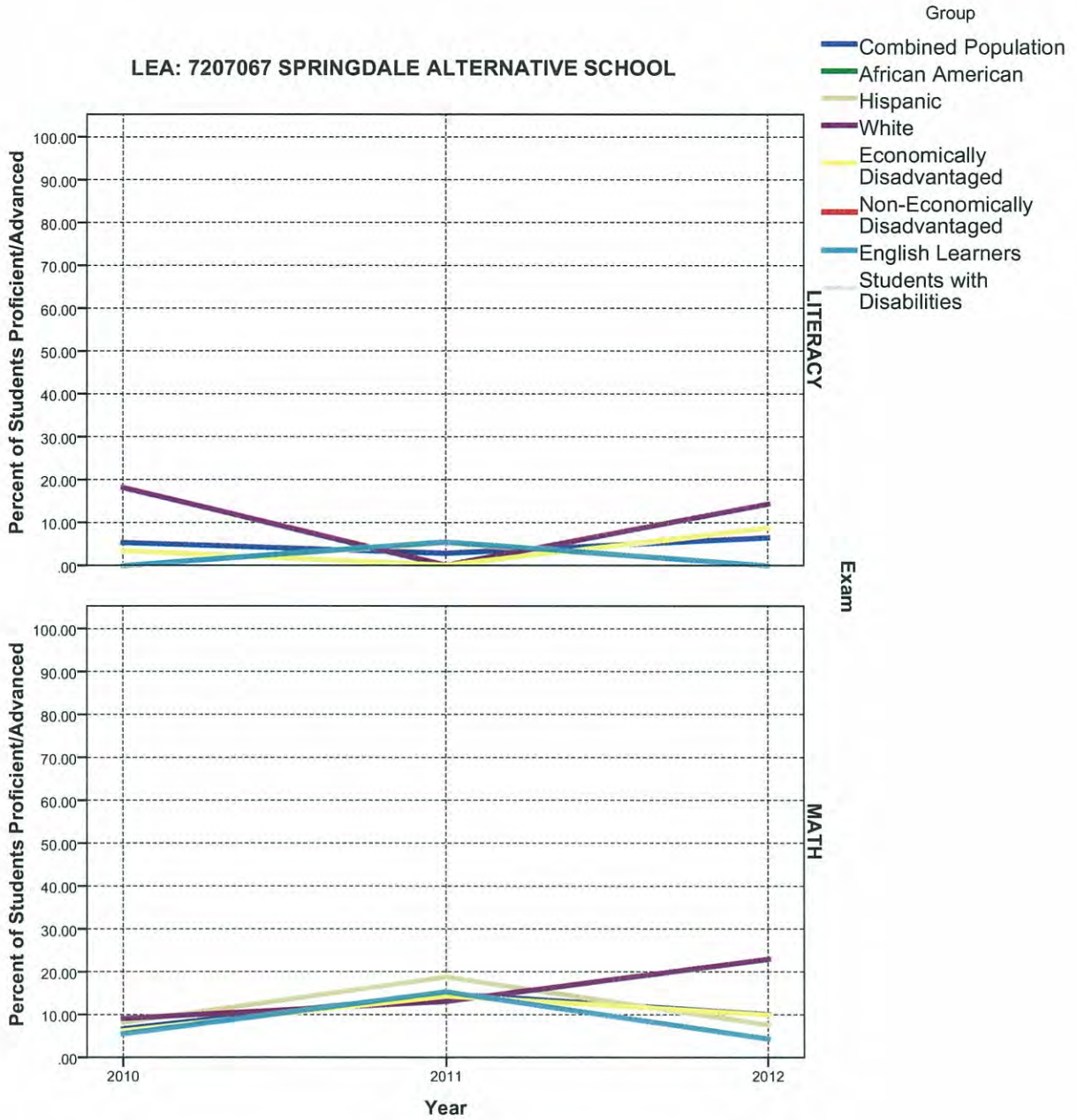
LEA: 6601019 TRUSTY ELEMENTARY SCHOOL



LEA: 7009049 STRONG HIGH SCHOOL



LEA: 7207067 SPRINGDALE ALTERNATIVE SCHOOL



LEA: 7401003 AUGUSTA HIGH SCHOOL

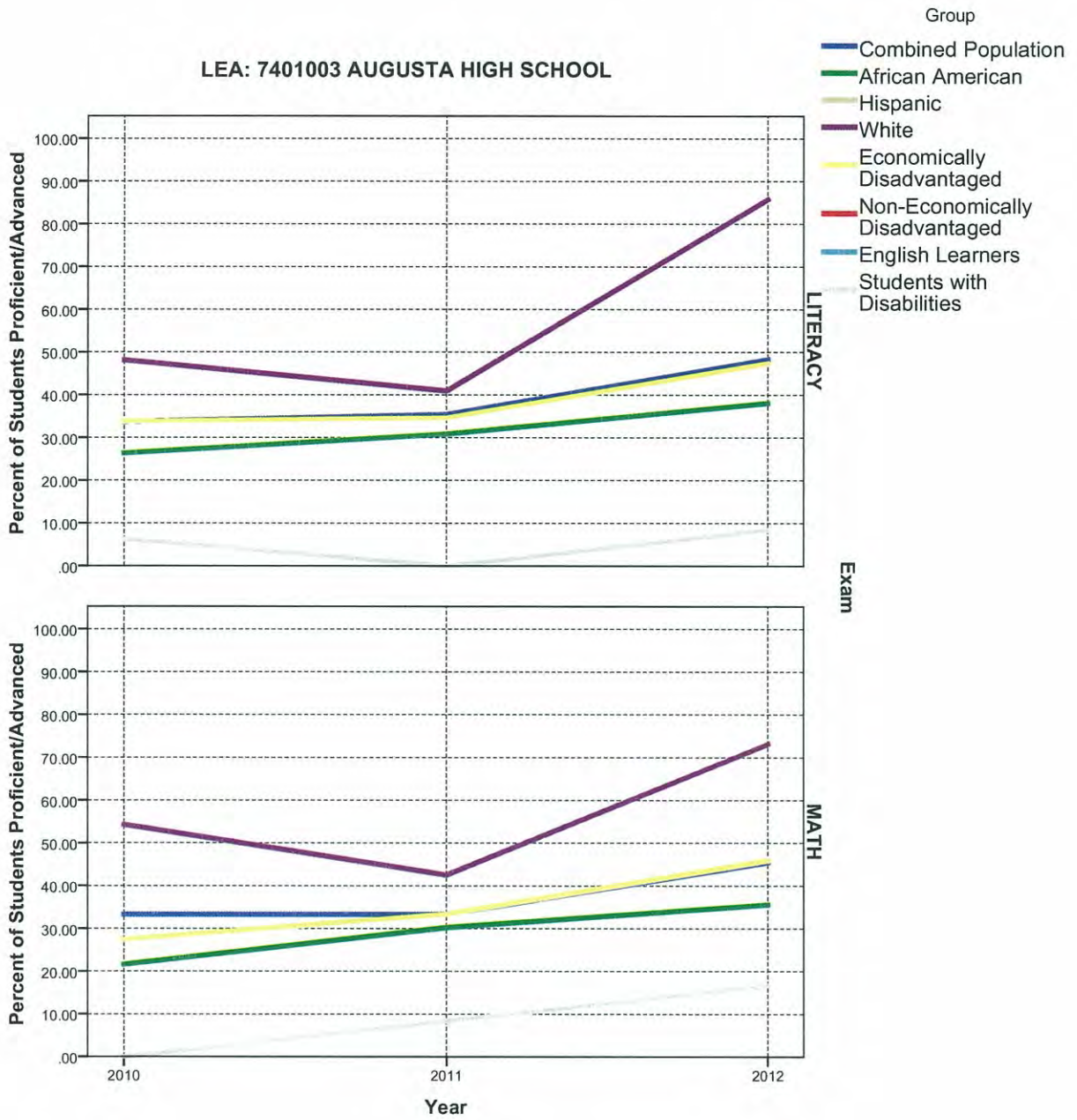


Exhibit D

Needs Improvement Priority Schools
 FY 2012 NSLA Expenditures
 In compliance with A.C.A. § 6-15-2701(c)(3)
 1-Aug-13

List of Needs Improvement Priority Schools districts was provided by Elbert Harvey
 FY12 Total NSLA Expenditures is from APSCN.org >Reports>Cycle Reports>
 2011/2012>NSLA Expenditures by Object

District	Personal Services - Salaries	Personal Services - Employee Benefits	Purchased Professional and Technical Services	Purchased Property Services	Other Purchased Services	Supplies and Materials	Property	
AUGUSTA	306,077	109,547	0	0	0	12	0	
BLYTHEVILLE	1,485,086	352,471	404,767	0	64,387	348,279	35,963	
DERMOTT	318,194	99,369	173,285	0	0	3,055	0	
DOLLARWAY	1,217,450	294,577	740,944	0	10,764	249,650	146,605	
EARLE	752,653	174,645	87,208	0	0	0	0	
FORREST CITY	1,529,369	367,837	65,451	0	3,055	76,049	1,204	
FORT SMITH	1,184,663	303,559	314,301	0	50,251	297,279	140,729	
HELENA-W HELENA	2,347,043	418,126	238,200	0	2,898	26,680	187	
HOT SPRINGS	1,612,094	381,857	215,291	0	0	49,755	0	
HUGHES	129,366	46,648	160,565	0	1,080	19,047	0	
LAFAYETTE COUNTY	467,693	155,223	101,826	546	1,667	51,099	0	
LAKESIDE	521,605	149,300	186,398	0	180	111,833	2,595	
LEE COUNTY	698,683	303,387	202,932	0	84	5,511	0	
LITTLE ROCK	6,693,774	2,118,450	660,801	0	25,751	91,488	0	
MARVELL	595,159	168,054	0	0	4,800	15,541	0	
MINERAL SPRINGS	283,512	110,786	0	0	10,918	0	0	
N LITTLE ROCK	2,267,680	630,293	54,900	5,580	6,700	106,552	29,873	
OSCEOLA	664,881	158,177	396,574	0	19,292	222,630	0	
PINE BLUFF	2,729,260	711,325	119,431	0	10,127	69,451	1,190	
PULASKI COUNTY	1,535,552	399,541	1,050,578	0	10,969	927,179	643,022	
SPRINGDALE	3,599,507	890,026	196,034	36,666	42,782	241,233	251,221	
STEPHENS	231,952	62,329	22,995	0	0	9,741	0	
STRONG-HUTTIG	92,867	22,873	13,228	0	486	222,298	0	
TEXARKANA	724,639	170,695	177,315	0	0	1,602	8,398	
WEST MEMPHIS	3,392,731	810,999	116,643	349	1,776	22,562	1,736	

