



## TREASURER OF STATE

**Dennis Milligan**  
Treasurer

500 Woodlane Street, Suite 220  
Little Rock, Arkansas 72201

December 31, 2017

The Honorable Bill Sample, Co-Chair  
The Honorable David Branscum, Co-Chair  
Arkansas Legislative Council  
State Capitol, Room 315  
Little Rock, AR 72201

Dear Senator Sample and Representative Branscum:

In accordance with Arkansas Code Annotated §19-3-504(b)(2), we respectively submit the enclosed reports of the Treasurer of State for the period July 1, 2017, through December 31, 2017. A summary of these reports is shown in Attachment 1 to this letter.

If you should have any questions or comments regarding these reports, please feel free to contact our office.

Sincerely,

Dennis Milligan  
Treasurer of State

Enclosures:  
Attachment 1 – Summary

## Attachment 1 - Summary

1. Target Rate of Investment Return and Actual Rate of Investment Return
2. Liquidity Requirements and Actual Liquidity
3. Cash Flow Analysis Reports – July 2017 through December 2017
4. Checks Charged Off 20171231 – the daily report on December 29, 2017, of the amount of uncollected checks legally charged off.
5. Checks Charged Off YTD FY2018 – the report from July 1, 2017, to December 31, 2017, of the amount of uncollected checks legally charged off.
6. Demand Account Activity 20171231 – the daily report on December 29, 2017, of the amount of liquidity in the State Treasury demand accounts.
7. Demand Account Activity YTD FY2018 – the report from July 1, 2017, to December 29, 2017, of the amount of liquidity in the State Treasury demand accounts.
8. Fund Transactions by Type 20171231 – the daily report on December 29, 2017, of the summary financial transactions for the day including direct receipts, transfer receipts, disbursements by warrant redemption and disbursements by transfer.
9. Fund Transactions by Type YTD FY2018 – the report from July 1 2017, to December 31, 2017, of the cumulative summary financial transactions for fiscal year-to-date including direct receipts, transfer receipts, disbursements by warrant redemption and disbursements by transfer.
10. Money Market Account Activity 20171231 – the daily report on December 29, 2017, of the amount of liquidity in the State Treasury money market accounts.
11. Money Market Account Activity YTD FY2018 – the report from July 1, 2017, to December 31, 2017, of the amount of liquidity in the State Treasury money market accounts.
12. Return on Investment December 2018 – the detail report from July 1, 2017, to December 31, 2017, of the State Treasury's rate of investment return.
13. Return on Investment YTD FY2018 – the detail report from July 1, 2017, to December 31, 2017, of the State Treasury's rate of investment return.
14. Safekeeping Inventory 20171231 – the report of the principal amount of securities held in trust in Safekeeping in the State Treasury.

Complying with ACT 1088, the State Board of Finance established a benchmark rate of return for the Treasury portfolio. Several factors that play a role in setting an appropriate expectation for return as investments are made within the primary mission of the Treasury in mind, to provide adequate liquidity for the State's business. Once that need is met, the available funds are invested balancing future needs with opportunities available in the marketplace.

The analysis of cash flows to more accurately assess liquidity is an ongoing process and we continue to appreciate the collective effort of all state agencies.

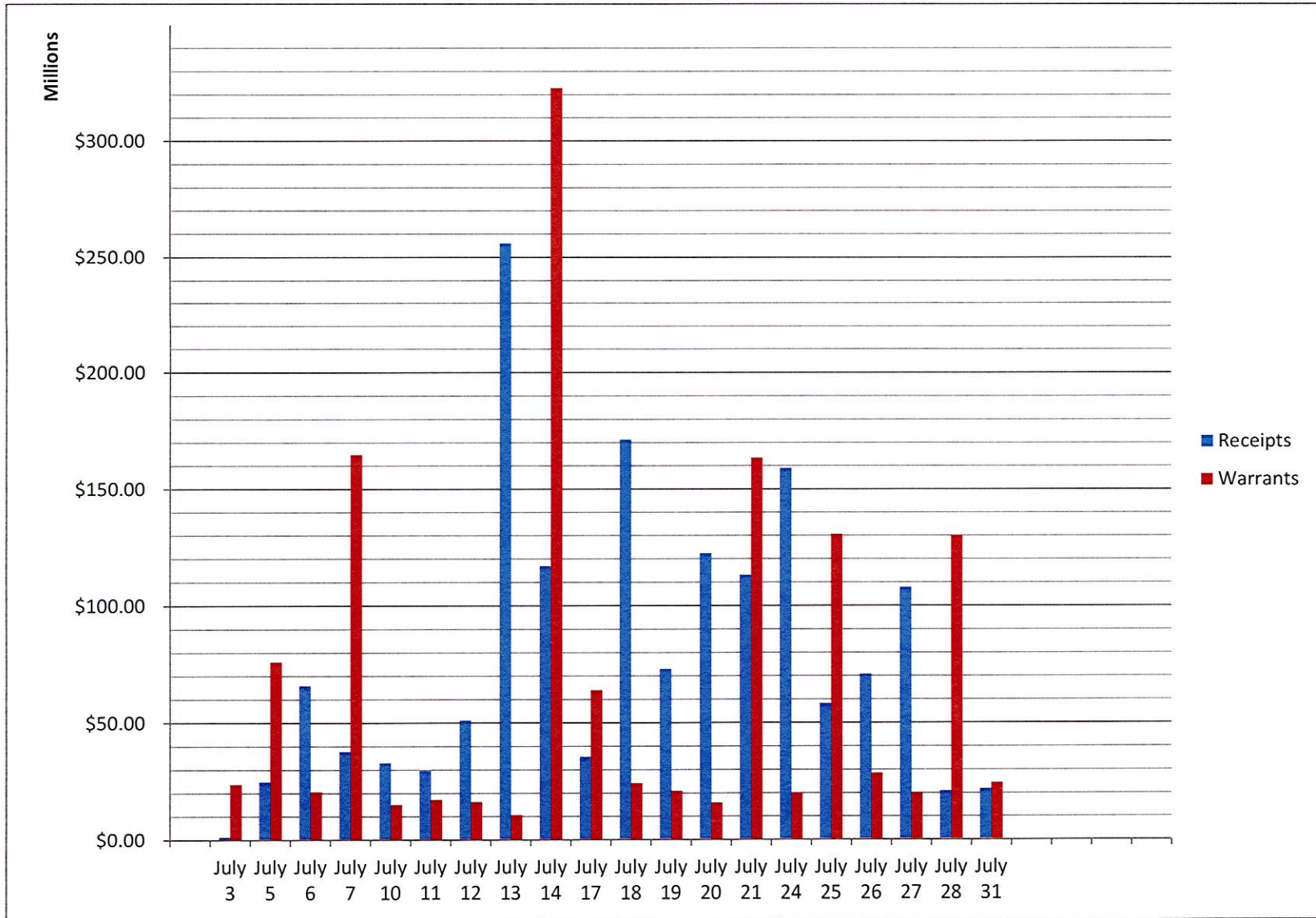
We, as the Treasury, have a fiduciary responsibility to all tax payers. Our updated investment policy remains a conservative approach to portfolio management. New management analysis software and information services have allowed the Treasury to increase overall return.

Essentially, we have achieved and expect continued improved performance in terms of dollars returned to the State. This is being accomplished by constant analysis of risk vs return and active management. Therefore the rate of return for as denoted by an interest rate will best be stated as a target of 2.50% on invested dollars.

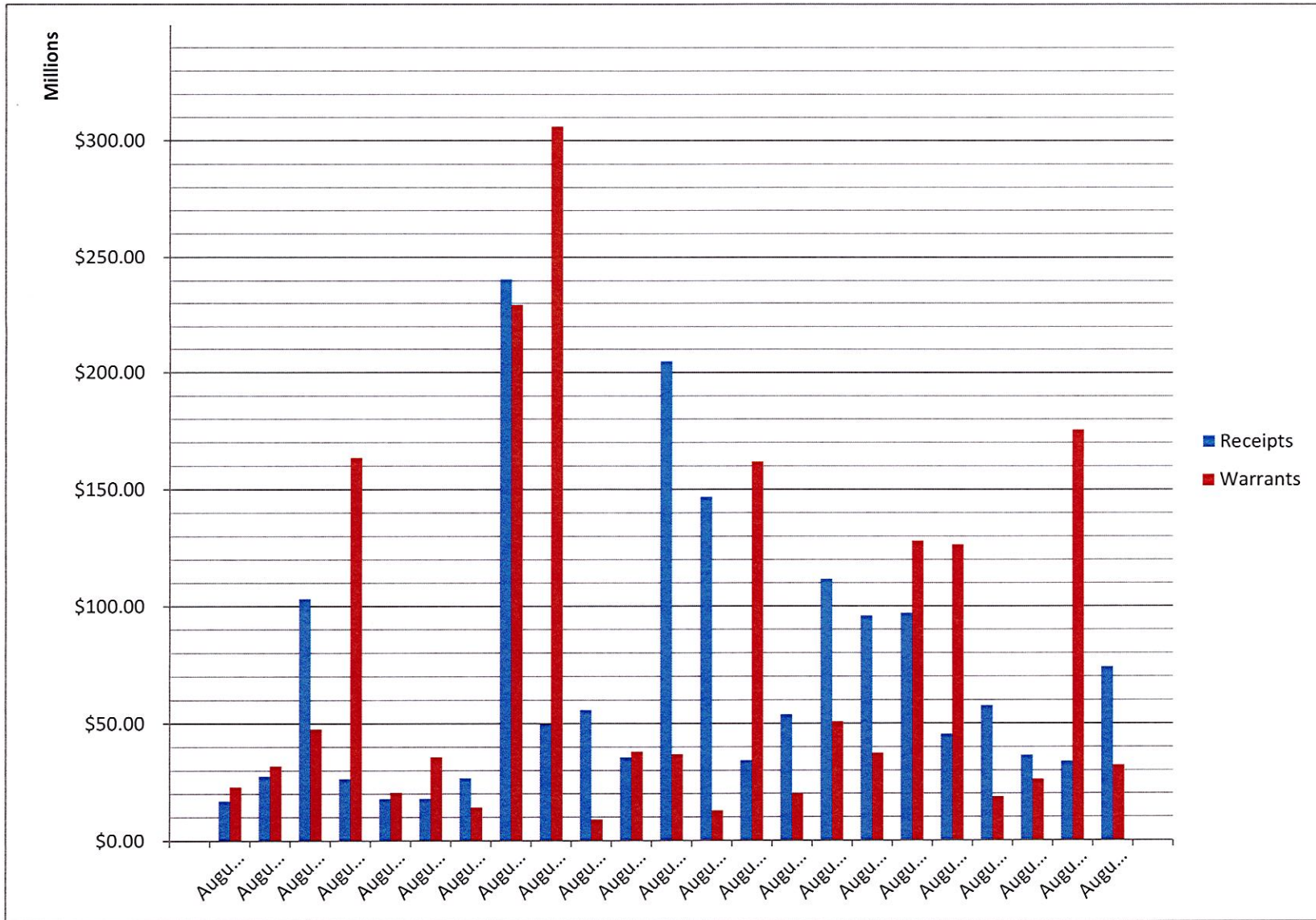
## Liquidity Requirements

To appropriately address current and future liquidity requirements, we analyze daily cash flows from 2014 through 2017, make projections based on experiential data and communication with the various agencies and make short term investments so that maturities coincide with the expected warrants to be redeemed. We manage liquidity by active investment management of commercial paper holdings and our bank DDA accounts. We continue to negotiate higher rates of return in our liquid, collateralized DDA accounts. Not only have we generated a much higher return on these monies, we have actually succeeded in making the Treasury more liquid at the same time, moving from levels ranging from \$200 to \$600 million in money markets to approximately \$300 to \$800 million in collateralized or insured, on demand, bank accounts and \$750 million to \$1.8 billion in highly liquid commercial paper maturing in 90 days or less. The size and mix of the amount vary to meet seasonal Treasury liquidity needs as well as maximize the overall return to the State.

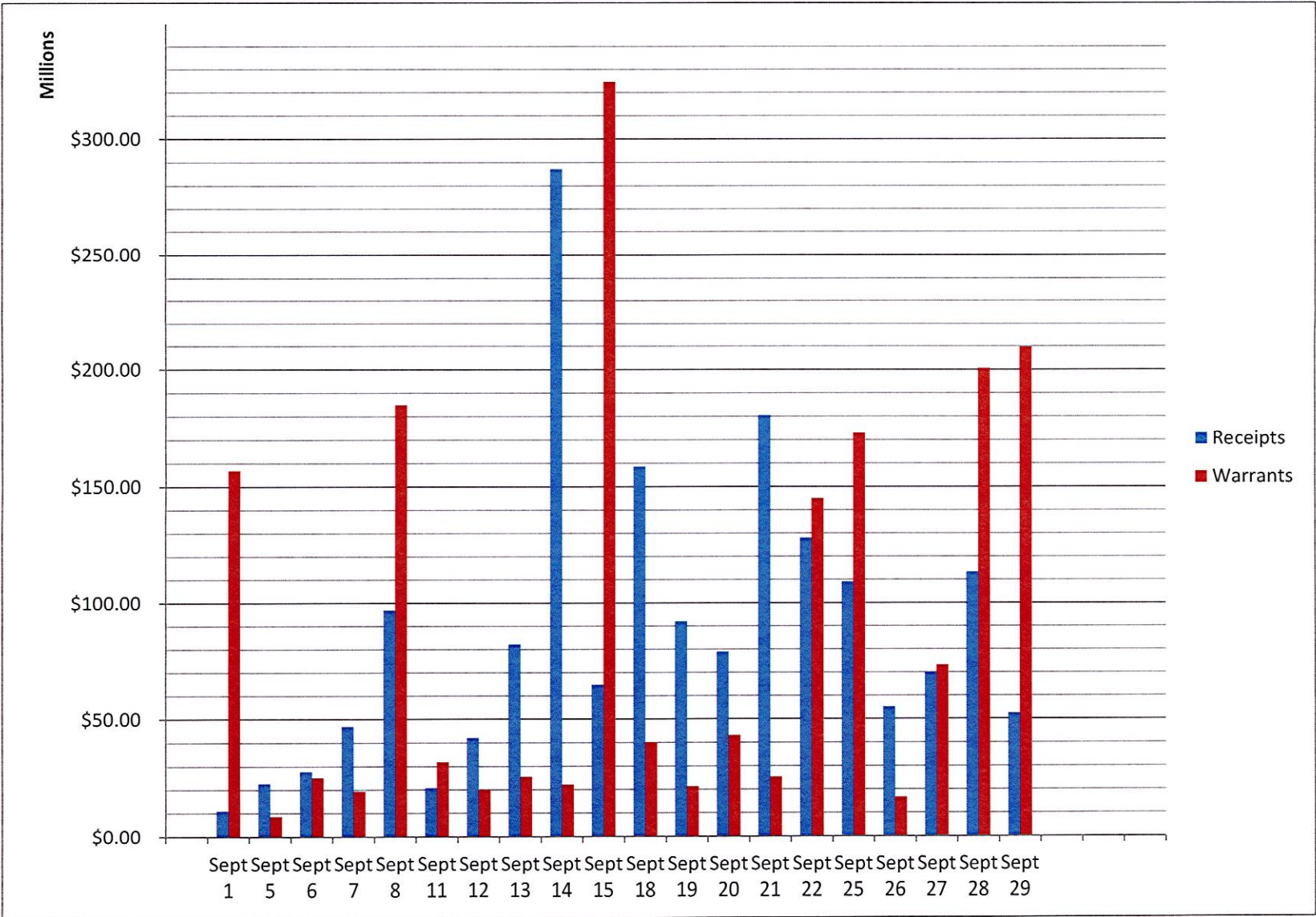
# JULY 2017 DAILY CASH FLOWS



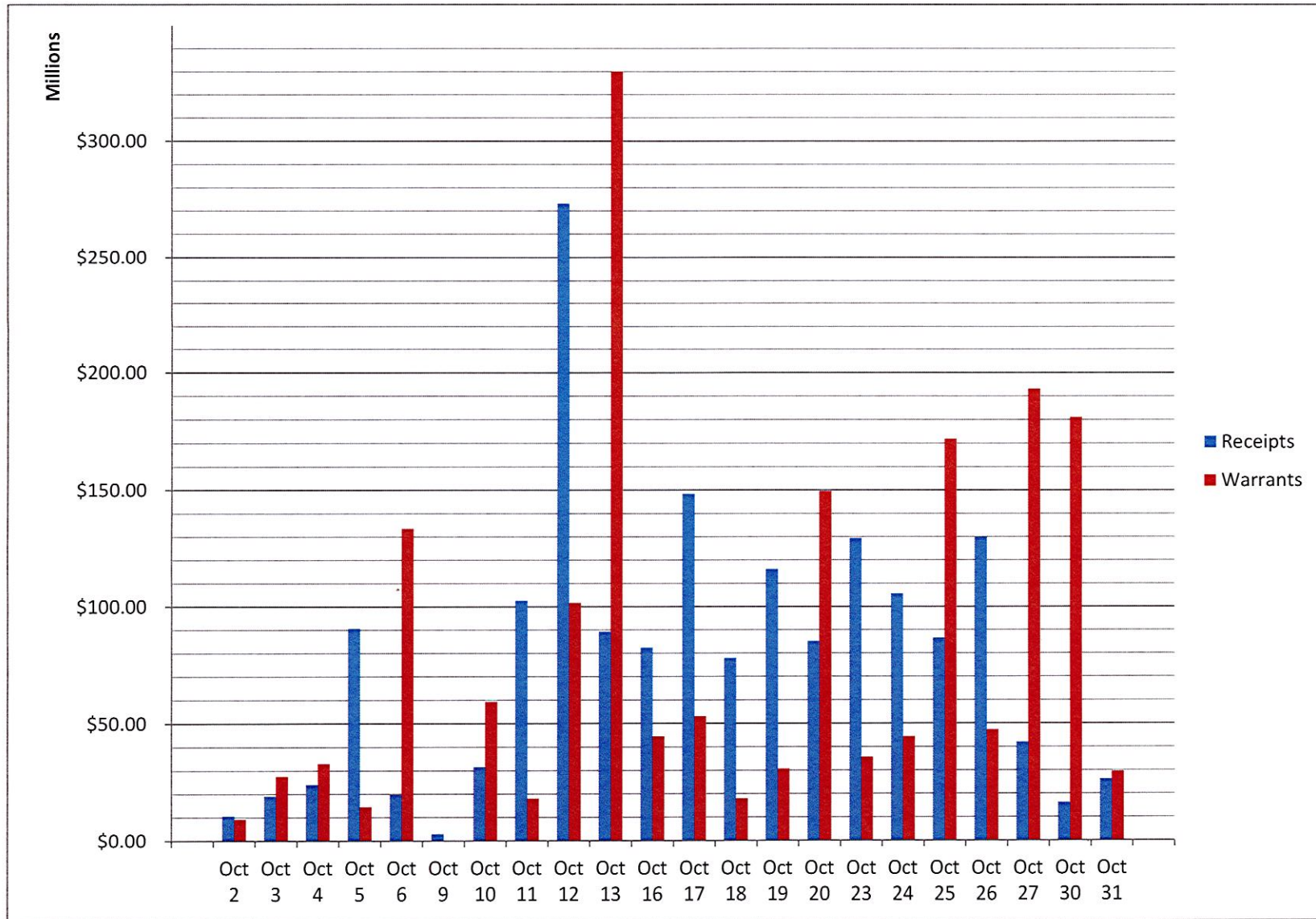
# AUGUST 2017 DAILY CASH FLOWS



# SEPTEMBER 2017 DAILY CASH FLOWS

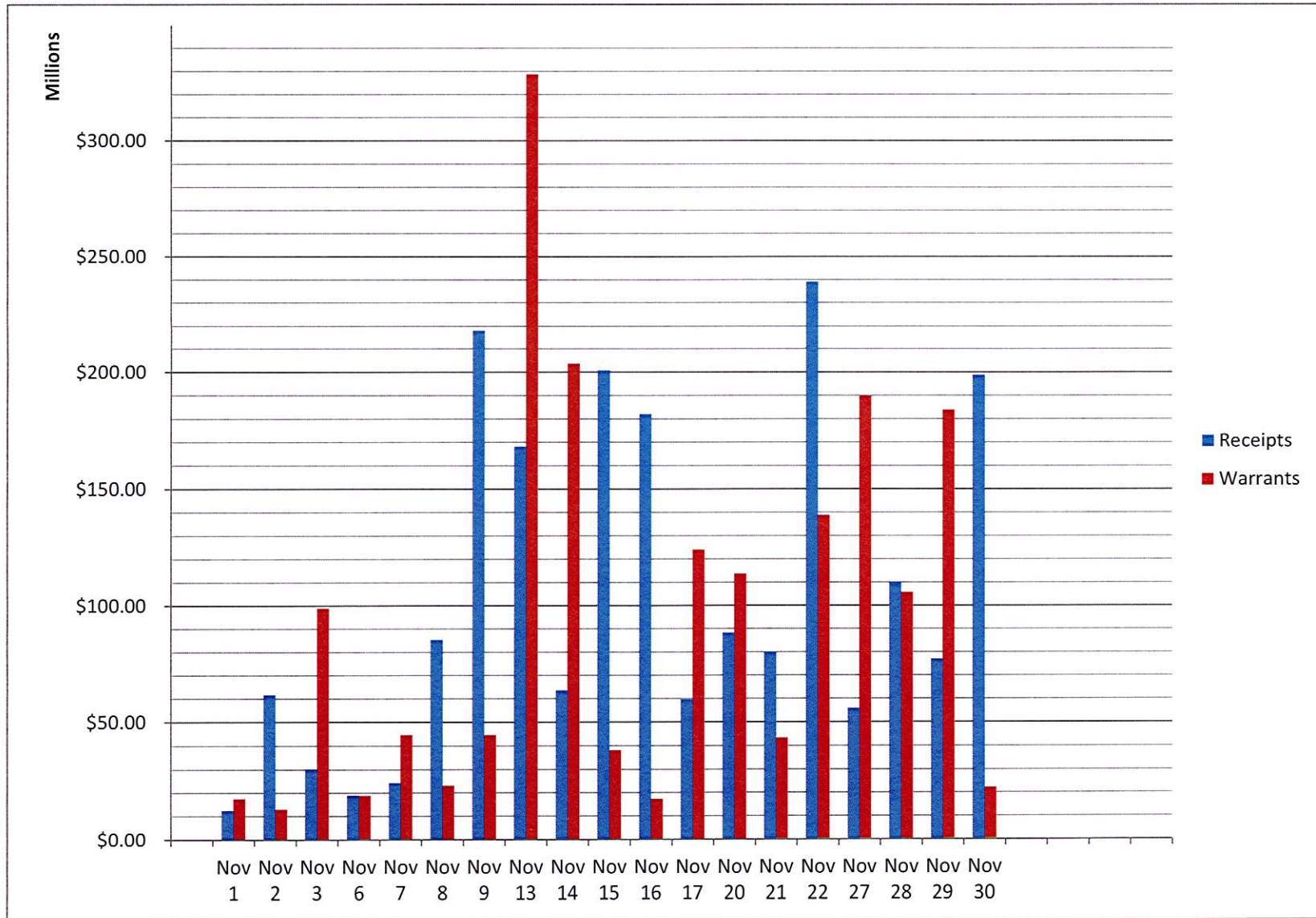


# OCTOBER 2017 DAILY CASH FLOWS

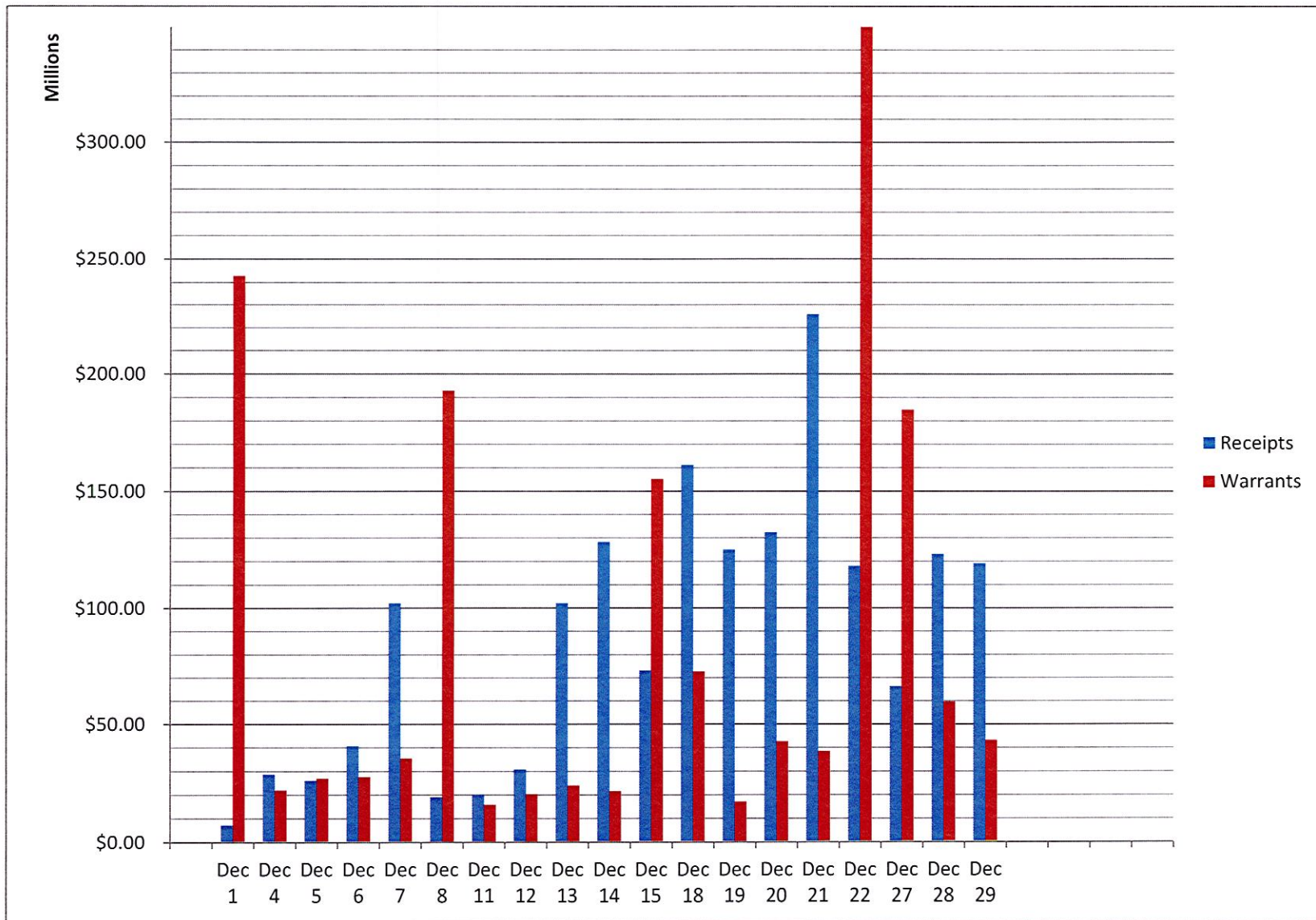




# NOVEMBER 2017 DAILY CASH FLOWS



# DECEMBER 2017 DAILY CASH FLOWS



Run Date: 1/2/2018  
Run Time: 11:27:23AM

### Checks Charged Off Detail

Start Date: 12/29/2017 End Date: 12/29/2017

Page: 1  
User: 0

<u>Jnl. Entry #</u>	<u>Trx. Date</u>	<u>Ref #</u>	<u>Agency</u>	<u>Fund</u>	<u>Rev Code</u>	<u>Ledger</u>	<u>Ledger Desc.</u>	<u>Description</u>	<u>Debit Amount</u>	<u>Credit Amount</u>
---------------------	------------------	--------------	---------------	-------------	-----------------	---------------	---------------------	--------------------	---------------------	----------------------

*Totals for:*

---

*Count:*

*Grand Total*

---

*Count:*

Run Date: 1/2/2018  
 Run Time: 11:30:00AM

### Checks Charged Off Detail

Start Date: 12/1/2017    End Date: 12/31/2017

Page: 1  
 User: 0

Jnl. Entry #	Trx. Date	Ref #	Agency	Fund	Rev Code	Ledger	Ledger Desc.	Description	Debit Amount	Credit Amount
1382818	12/5/2017	Various	Ch0069	ARK0000	4099999900	122	Other Chargebacks			240.00
1382818	12/5/2017	Various	Ch0248	NRE0001	4041012000	999	Fund Cash Account		30.00	
1382818	12/5/2017	Various	Ch0248	NRE0001	4043002000	999	Fund Cash Account		30.00	
1382818	12/5/2017	Various	Ch0425	TSI4500	4031026000	999	Fund Cash Account		170.00	
1382818	12/5/2017	Various	Ch0710	PWP2500	4047099000	999	Fund Cash Account		10.00	
<b>Totals for: 12/5/2017</b>							<b>Count: 5</b>		<b>240.00</b>	<b>240.00</b>
1383235	12/6/2017	NSF Check	0069	ARK0000	4099999900	120	DF&A Chargebacks			55,412.15
1383235	12/6/2017	NSF Check	0610	AGA0000	4010005000	999	Fund Cash Account	008007545	1,750.00	
1383235	12/6/2017	NSF Check	0610	AGA0000	4010007000	999	Fund Cash Account	008007545	525.47	
1383235	12/6/2017	NSF Check	0610	ARH0000	4040005000	999	Fund Cash Account	008007545	816.09	
1383235	12/6/2017	NSF Check	0610	AGA0000	4010001001	999	Fund Cash Account	008007545	51,498.94	
1383235	12/6/2017	NSF Check	0610	AGA0000	4010000900	999	Fund Cash Account	008007545	261.15	
1383235	12/6/2017	NSF Check	0930	TUT0000	4021009001	999	Fund Cash Account	008007545	560.50	
<b>Totals for: 12/6/2017</b>							<b>Count: 7</b>		<b>55,412.15</b>	<b>55,412.15</b>
1384913	12/8/2017	Various	ch0069	ARK0000	4099999900	122	Other Chargebacks			1,876.46
1384913	12/8/2017	Various	ch0080	SDG0000	4033009000	999	Fund Cash Account		176.50	
1384913	12/8/2017	Various	ch0090	RRA0000	4033014000	999	Fund Cash Account		829.31	
1384913	12/8/2017	Various	ch0645	BAA0100	4033029000	999	Fund Cash Account		100.00	
1384913	12/8/2017	Various	ch0645	BAA0100	4041028000	999	Fund Cash Account		95.00	
1384913	12/8/2017	Various	ch0710	PWP2500	4047099000	999	Fund Cash Account		10.00	
1384913	12/8/2017	Various	ch0960	SEF0100	4031005000	999	Fund Cash Account		32.00	
1384913	12/8/2017	Various	ch0960	SMP0100	4031062000	999	Fund Cash Account		100.00	
1384913	12/8/2017	Various	ch0990	MJA0100	4031005000	999	Fund Cash Account		20.00	

Run Date: 1/2/2018  
 Run Time: 11:30:00AM

## Checks Charged Off Detail

Start Date: 12/1/2017    End Date: 12/31/2017

Page: 2  
 User: 0

Jnl. Entry #	Trx. Date	Ref #	Agency	Fund	Rev Code	Ledger	Ledger Desc.	Description	Debit Amount	Credit Amount
1384913	12/8/2017	Various ch0385	NVA0000	6990003000	999	Fund Cash Account			267.40	
1384913	12/8/2017	Various ch0960	SEF0100	4041061000	999	Fund Cash Account			10.00	
1384913	12/8/2017	Various ch0645	MMT0200	4033027000	999	Fund Cash Account			180.00	
1384913	12/8/2017	Various ch0205	NAR0000	4041028000	999	Fund Cash Account			56.25	
<b>Totals for: 12/8/2017</b>							<b>Count: 13</b>		<b>1,876.46</b>	<b>1,876.46</b>
1385746	12/12/2017	REV CHG 0069	ARK0000	4099999900	120	DF&A Chargebacks				50.00
1385746	12/12/2017	REV CHG 0630	AGA0000	4013006001	999	Fund Cash Account			50.00	
1385779	12/12/2017	Various Ch0069	ARK0000	4099999900	122	Other Chargebacks				490.62
1385779	12/12/2017	Various Ch0080	SDG0000	4033009000	999	Fund Cash Account			40.50	
1385779	12/12/2017	Various Ch0520	PER0300	6990003000	999	Fund Cash Account			176.12	
1385779	12/12/2017	Various Ch0960	SEF0100	4031005000	999	Fund Cash Account			34.00	
1385779	12/12/2017	Various Ch0960	SMP0100	4031062000	999	Fund Cash Account			200.00	
1385779	12/12/2017	Various Ch0990	MJA0100	4031005000	999	Fund Cash Account			20.00	
1385779	12/12/2017	Various Ch0960	SEF0100	4041061000	999	Fund Cash Account			20.00	
<b>Totals for: 12/12/2017</b>							<b>Count: 9</b>		<b>540.62</b>	<b>540.62</b>
1386138	12/13/2017	NSF Check0069	ARK0000	4099999900	120	DF&A Chargebacks				15,516.59
1386138	12/13/2017	NSF Check0610	AGA0000	4010005000	999	Fund Cash Account	008007553		3,154.84	
1386138	12/13/2017	NSF Check0610	AGA0000	4010006000	999	Fund Cash Account	008007553		1,920.00	
1386138	12/13/2017	NSF Check0610	AGA0000	4010001001	999	Fund Cash Account	008007553		9,110.21	
1386138	12/13/2017	NSF Check0610	AGA0000	4010000900	999	Fund Cash Account	008007553		1,331.54	
1386179	12/13/2017	Various Ch0069	ARK0000	4099999900	122	Other Chargebacks				174.73
1386179	12/13/2017	Various Ch0248	NRE0001	4043002000	999	Fund Cash Account			50.00	
1386179	12/13/2017	Various Ch0248	NRE0002	4041028000	999	Fund Cash Account			25.00	

Run Date: 1/2/2018  
 Run Time: 11:30:00AM

### Checks Charged Off Detail

Start Date: 12/1/2017    End Date: 12/31/2017

Page: 3  
 User: 0

Jnl. Entry #	Trx. Date	Ref #	Agency	Fund	Rev Code	Ledger	Ledger Desc.	Description	Debit Amount	Credit Amount
1386179	12/13/2017	Various	Ch0710	PWP2500	4047099000	999	Fund Cash Account		10.00	
1386179	12/13/2017	Various	Ch0990	MJA0100	4041028000	999	Fund Cash Account		89.73	
<b>Totals for: 12/13/2017</b>							<b>Count: 10</b>		<b>15,691.32</b>	<b>15,691.32</b>
1386670	12/14/2017	Various	Ch0069	ARK0000	4099999900	122	Other Chargebacks			265.00
1386670	12/14/2017	Various	Ch0645	SHA0000	4033028000	999	Fund Cash Account		265.00	
<b>Totals for: 12/14/2017</b>							<b>Count: 2</b>		<b>265.00</b>	<b>265.00</b>
1387071	12/15/2017	Various	Ch0069	ARK0000	4099999900	122	Other Chargebacks			290.00
1387071	12/15/2017	Various	Ch0995	MWH0200	4048003000	999	Fund Cash Account		65.00	
1387071	12/15/2017	Various	Ch0645	BAA2000	4031061000	999	Fund Cash Account		150.00	
1387071	12/15/2017	Various	Ch0645	BAA2000	4031017000	999	Fund Cash Account		75.00	
1387163	12/15/2017	Various	Ch0069	ARK0000	4099999900	122	Other Chargebacks			822.36
1387163	12/15/2017	Various	Ch0710	SCT0100	4033019000	999	Fund Cash Account		50.00	
1387163	12/15/2017	Various	Ch0710	PWE9100	6080002000	999	Fund Cash Account		772.36	
<b>Totals for: 12/15/2017</b>							<b>Count: 7</b>		<b>1,112.36</b>	<b>1,112.36</b>
1387602	12/19/2017	REV CHAF0069		ARK0000	4099999900	120	DF&A Chargebacks			1,864.00
1387602	12/19/2017	REV CHAF0630		AGA0000	4012003000	999	Fund Cash Account		300.00	
1387602	12/19/2017	REV CHAF0630		TAX0000	4040016000	999	Fund Cash Account		1,564.00	
1388169	12/19/2017	Various	Ch0069	ARK0000	4099999900	122	Other Chargebacks			232,518.20
1388169	12/19/2017	Various	Ch0710	TMP0300	4041047000	999	Fund Cash Account		232,518.20	
<b>Totals for: 12/19/2017</b>							<b>Count: 5</b>		<b>234,382.20</b>	<b>234,382.20</b>
1388558	12/20/2017	NSF Check0069		ARK0000	4099999900	120	DF&A Chargebacks			14,118.11
1388558	12/20/2017	NSF Check0610		AGA0000	4010005000	999	Fund Cash Account	008007562	1,091.17	

Run Date: 1/2/2018  
 Run Time: 11:30:00AM

### Checks Charged Off Detail

Start Date: 12/1/2017    End Date: 12/31/2017

Page: 4  
 User: 0

Jnl. Entry #	Trx. Date	Ref #	Agency	Fund	Rev Code	Ledger	Ledger Desc.	Description	Debit Amount	Credit Amount
1388558	12/20/2017	NSF Check0610	0610	AGA0000	4010006000	999	Fund Cash Account	008007562	2,270.00	
1388558	12/20/2017	NSF Check0610	0610	AGA0000	4010007000	999	Fund Cash Account	008007562	2,618.80	
1388558	12/20/2017	NSF Check0610	0610	ARH0000	4040005000	999	Fund Cash Account	008007562	256.06	
1388558	12/20/2017	NSF Check0610	0610	AGA0000	4010001001	999	Fund Cash Account	008007562	5,614.00	
1388558	12/20/2017	NSF Check0610	0610	AGA0000	4010000900	999	Fund Cash Account	008007562	2,268.08	
<b>Totals for: 12/20/2017</b>							<b>Count: 7</b>		<b>14,118.11</b>	<b>14,118.11</b>
1389770	12/21/2017	var chgbac0710	0710	TLT0100	4042002000	999	Fund Cash Account		5,000.00	
1389770	12/21/2017	var chgbac0710	0710	TMP0300	4041047000	999	Fund Cash Account			5,000.00
1389835	12/21/2017	VARIOUS 0069	0069	ARK0000	4099999900	122	Other Chargebacks			5,160.00
1389835	12/21/2017	VARIOUS 0390	0390	TDP0100	4042002000	999	Fund Cash Account		5,000.00	
1389835	12/21/2017	VARIOUS 0800	0800	MLS0200	4033027000	999	Fund Cash Account		160.00	
<b>Totals for: 12/21/2017</b>							<b>Count: 5</b>		<b>10,160.00</b>	<b>10,160.00</b>
1390862	12/27/2017	REV CHG 0069	0069	ARK0000	4099999900	120	DF&A Chargebacks			100.00
1390862	12/27/2017	REV CHG 0630	0630	TAX0000	4040016000	999	Fund Cash Account		100.00	
<b>Totals for: 12/27/2017</b>							<b>Count: 2</b>		<b>100.00</b>	<b>100.00</b>
1391162	12/28/2017	NSF Check0069	0069	ARK0000	4099999900	120	DF&A Chargebacks			12,336.61
1391162	12/28/2017	NSF Check0610	0610	AGA0000	4010005000	999	Fund Cash Account	008007569	467.00	
1391162	12/28/2017	NSF Check0610	0610	AGA0000	4010007000	999	Fund Cash Account	008007569	3,465.05	
1391162	12/28/2017	NSF Check0610	0610	ARH0000	4040005000	999	Fund Cash Account	008007569	5,329.00	
1391162	12/28/2017	NSF Check0610	0610	AGA0000	4010001001	999	Fund Cash Account	008007569	3,075.56	
1391195	12/28/2017	Various Ch0069	0069	ARK0000	4099999900	122	Other Chargebacks			42,220.14
1391195	12/28/2017	Various Ch0710	0710	PWP2500	4047099000	999	Fund Cash Account		40.00	
1391195	12/28/2017	Various Ch0710	0710	TMP0300	4041047000	999	Fund Cash Account		42,001.05	

Run Date: 1/2/2018  
Run Time: 11:30:00AM

### Checks Charged Off Detail

Page: 5  
User: 0

Start Date: 12/1/2017 End Date: 12/31/2017

Jnl. Entry #	Trx. Date	Ref #	Agency	Fund	Rev Code	Ledger	Ledger Desc.	Description	Debit Amount	Credit Amount
1391195	12/28/2017	Various Ch0930	MWW0000	MWW0000	4043002000	999	Fund Cash Account		160.00	
1391195	12/28/2017	Various Ch0990	MJA0100	MJA0100	4041028000	999	Fund Cash Account		19.09	
<b>Totals for: 12/28/2017</b>							<b>Count: 10</b>		<b>54,556.75</b>	<b>54,556.75</b>
<b>Grand Total</b>							<b>Count: 82</b>		<b>388,454.97</b>	<b>388,454.97</b>



Run Date: 1/2/2018  
 Run Time: 11:31:41AM

### Demand Account Activity

Start Date: 12/29/2017 End Date: 12/29/2017

Page: 1  
 User: 0

Jnl. Entry	Ref #	Trx. Date	Ledger	Debit Amount	Credit Amount	
<b><u>230 - Regions Bank</u></b>						
1391528	1816064	12/29/2017	230	104,539.75		
1391522	1816063	12/29/2017	230	77,805.01		
1391509	1816062	12/29/2017	230	63,893.33		
1391773	1816107	12/29/2017	230	37,954.81		
1391775	1816108	12/29/2017	230	4.29		
<b>Totals for: 230 - Regions Bank</b>				<b>Count: 5</b>	<b>284,197.19</b>	<b>0.00</b>
<b><u>260 - Bank of the Ozarks</u></b>						
1391802	18/2701215	12/29/2017	260	156,000,000.00		
<b>Totals for: 260 - Bank of the Ozarks</b>				<b>Count: 1</b>	<b>156,000,000.00</b>	<b>0.00</b>
<b><u>270 - Bank Of America</u></b>						
1391756	182701206	12/29/2017	270	97,545,130.31		
1391730	173001207 AIRS TA	12/29/2017	270	47,859,508.57		
1391514	172701202	12/29/2017	270	43,124,000.00		
1391527	1816075	12/29/2017	270	11,869,663.55		
1391818	1816117	12/29/2017	270	5,333,450.00		
1391777	1816110	12/29/2017	270	3,018,717.19		
1391832	1816118	12/29/2017	270	1,618,885.80		
1391776	1816109	12/29/2017	270	1,000,953.95		
1391853	1816176	12/29/2017	270	392,932.62		
1391524	1816079	12/29/2017	270	247,000.00		
1391828	1816174	12/29/2017	270	236,200.25		
1391827	1816116	12/29/2017	270	184,575.69		
1391849	1816175	12/29/2017	270	164,035.00		
1391532	1816081	12/29/2017	270	105,772.00		
1391829	1816164	12/29/2017	270	76,612.79		
1391778	1816111	12/29/2017	270	75,460.88		
1391526	1816080	12/29/2017	270	51,325.39		
1391814	1816119	12/29/2017	270	45,689.32		
1391826	1816121	12/29/2017	270	45,522.13		
1391780	1816122	12/29/2017	270	37,940.99		
1391816	1816149	12/29/2017	270	35,833.20		
1391820	1816113	12/29/2017	270	31,341.50		
1391536	1816067	12/29/2017	270	23,555.00		
1391801	1816143	12/29/2017	270	23,339.06		
1391520	1816072	12/29/2017	270	18,635.00		
1391533	1816066	12/29/2017	270	18,530.00		
1391733	172701210 AIRS DE	12/29/2017	270	11,922.57		
1391316	1816070	12/29/2017	270	11,305.00		
1391707	1816068	12/29/2017	270	10,970.00		
1391508	1816077	12/29/2017	270	10,248.00		
1391842	1816165	12/29/2017	270	10,118.00		
1391531	1816065	12/29/2017	270	9,840.00		
1391708	1816069	12/29/2017	270	9,705.00		
1391804	1816144	12/29/2017	270	9,282.01		
1391518	1816071	12/29/2017	270	7,820.00		
1391529	1816076	12/29/2017	270	7,649.72		
1391765	172701205	12/29/2017	270	7,091.67		
1391844	1816167	12/29/2017	270	4,730.00		
1391823	1816120	12/29/2017	270	4,368.17		
1391809	1816146	12/29/2017	270	4,205.00		
1391825	1816115	12/29/2017	270	4,191.13		
1391737	173981201	12/29/2017	270	3,872.47		

Run Date: 1/2/2018  
 Run Time: 11:31:41AM

### Demand Account Activity

Start Date: 12/29/2017      End Date: 12/29/2017

Page: 2  
 User: 0

Jnl. Entry	Ref #	Trx. Date	Ledger	Debit Amount	Credit Amount	
1391525	1816074	12/29/2017	270	3,470.99		
1391783	1816112	12/29/2017	270	3,375.51		
1391521	1816078	12/29/2017	270	3,031.22		
1391798	1816142	12/29/2017	270	2,558.00		
1391848	1816169	12/29/2017	270	2,554.00		
1391530	1816082	12/29/2017	270	2,010.00		
1391811	1816138	12/29/2017	270	1,826.17		
1391810	1816147	12/29/2017	270	1,517.40		
1391797	1816141	12/29/2017	270	987.58		
1391846	1816168	12/29/2017	270	880.00		
1391843	1816166	12/29/2017	270	840.00		
1391789	1816140	12/29/2017	270	835.00		
1391813	1816148	12/29/2017	270	800.77		
1391732	172701209 AIRS DE	12/29/2017	270	784.59		
1391808	1816137	12/29/2017	270	332.17		
1391731	172701208 AIRS TA	12/29/2017	270	317.00		
1391812	1816139	12/29/2017	270	268.00		
1391800	1816134	12/29/2017	270	228.00		
1391793	1816130	12/29/2017	270	215.00		
1391803	1816135	12/29/2017	270	207.83		
1391799	1816133	12/29/2017	270	200.00		
1391794	1816131	12/29/2017	270	199.00		
1391796	1816132	12/29/2017	270	175.00		
1391806	1816136	12/29/2017	270	160.00		
1391523	1816073	12/29/2017	270	157.00		
1391790	1816128	12/29/2017	270	155.00		
1391792	1816129	12/29/2017	270	155.00		
1391787	1816127	12/29/2017	270	135.00		
1391807	1816145	12/29/2017	270	120.00		
1391784	1816124	12/29/2017	270	120.00		
1391785	1816125	12/29/2017	270	120.00		
1391850	1816170	12/29/2017	270	90.00		
1391786	1816126	12/29/2017	270	85.00		
1391782	1816123	12/29/2017	270	50.00		
1391841	1816171	12/29/2017	270	38.00		
1391845	1816172	12/29/2017	270	38.00		
1391519	182701201	12/29/2017	270	30.00		
1391847	1816173	12/29/2017	270	24.00		
1391822	1816114	12/29/2017	270	11.15		
1391715	182701202	12/29/2017	270	0.09		
1391716	182701203	12/29/2017	270		8,960,339.35	
1391513	172701201	12/29/2017	270		5,480,000.00	
1391710	172701203	12/29/2017	270		11,869,663.55	
1391764	172701204	12/29/2017	270		7,091.67	
1391824	182701210	12/29/2017	270		30,947,520.58	
1391802	18/2701215	12/29/2017	270		156,000,000.00	
<b>Totals for:</b>	<b>270 - Bank Of America</b>		<b>Count:</b>	<b>88</b>	<b>213,341,030.40</b>	<b>213,264,615.15</b>

Run Date: 1/2/2018  
 Run Time: 11:31:41AM

### Demand Account Activity

Start Date: 12/29/2017      End Date: 12/29/2017

Page: 3  
 User: 0

Jnl. Entry	Ref #	Trx. Date	Ledger	Debit Amount	Credit Amount	
<b><u>300 - Simmons Pine Bluff</u></b>						
1391714	173001209 AIRS TA	12/29/2017	300	26,771,996.94		
1391512	173001202	12/29/2017	300	7,864,251.19		
1391726	173001211 AIRS D€	12/29/2017	300	2,021,560.42		
1391727	173001212 AIRS D€	12/29/2017	300	847,341.40		
1391712	173001208 AIRS TA	12/29/2017	300	13,172.20		
1391711	173001207 AIRS TA	12/29/2017	300	4,903.80		
1391728	173001213 AIRS D€	12/29/2017	300	2,951.28		
1391729	173001214 AIRS D€	12/29/2017	300	2,068.49		
1391511	173001201	12/29/2017	300	1,546.49		
1391717	173001210 AIRS TA	12/29/2017	300	90.00		
1391734	173001203	12/29/2017	300		22,174.55	
1391736	173001204	12/29/2017	300		70.00	
<b>Totals for:      300 - Simmons Pine Bluff</b>				<b>Count:                      12</b>	<b>37,529,882.21</b>	<b>22,244.55</b>

Run Date: 1/2/2018  
 Run Time: 11:31:41AM

### Demand Account Activity

Start Date: 12/29/2017      End Date: 12/29/2017

Page: 4  
 User: 0

Jnl. Entry	Ref #	Trx. Date	Ledger	Debit Amount	Credit Amount	
<b><u>398 - BAML-Safekeeping</u></b>						
1391741	182701205	12/29/2017	398	490,336,097.49		
1391759	173981205	12/29/2017	398	22,997,546.67		
1391761	173981202	12/29/2017	398	20,012,974.50		
1391835	1816161	12/29/2017	398	233,902.51		
1391830	1816159	12/29/2017	398	17,025.50		
1391834	1816160	12/29/2017	398	2,453.33		
1391756	182701206	12/29/2017	398		97,545,130.31	
1391757	182701207	12/29/2017	398		393,024,869.69	
1391737	173981201	12/29/2017	398		3,872.47	
1391763	173981203	12/29/2017	398		20,026,127.53	
1391765	172701205	12/29/2017	398		7,091.67	
1391767	173981204	12/29/2017	398		22,992,908.33	
<b>Totals for:</b>	<b>398 - BAML-Safekeeping</b>			<b>Count: 12</b>	<b>533,600,000.00</b>	<b>533,600,000.00</b>
	<b>Grand Total</b>			<b>Count: 118</b>	<b>940,755,109.80</b>	<b>746,886,859.70</b>

Run Date: 1/2/2018  
 Run Time: 11:33:06AM

### Demand Account Activity

Start Date: 12/1/2017 End Date: 12/31/2017

Page: 1  
 User: 0

<u>Jnl. Entry</u>	<u>Ref #</u>	<u>Trx. Date</u>	<u>Ledger</u>	<u>Debit Amount</u>	<u>Credit Amount</u>
<b>225 - US Bank</b>					
1382931	172251201	12/5/2017	225		54,650.00
1387121	1815092	12/15/2017	225	3.03	
<b>Totals for:</b>			<b>225 - US Bank</b>	<b>Count: 2</b>	<b>3.03</b>
					<b>54,650.00</b>
<b>230 - Regions Bank</b>					
1382097	1813695	12/1/2017	230	107,708.85	
1382113	1813661	12/1/2017	230	50,884.61	
1382120	1813663	12/1/2017	230	19,986.03	
1381788	1813601	12/1/2017	230	19,140.00	
1382116	1813662	12/1/2017	230	68.86	
1382485	1813777	12/4/2017	230	125,983.44	
1382538	1813822	12/4/2017	230	102,777.57	
1382539	1813823	12/4/2017	230	66,000.00	
1382487	1813778	12/4/2017	230	5,007.70	
1382537	1813815	12/4/2017	230	36.44	
1382540	1813816	12/4/2017	230	0.83	
1382846	1813868	12/5/2017	230	113,559.86	
1382847	1813869	12/5/2017	230	44,365.88	
1382923	1813939	12/5/2017	230	23,601.02	
1382963	1813974	12/5/2017	230	22,620.28	
1382543	1813828	12/5/2017	230	16,326.67	
1382925	1813940	12/5/2017	230	11,207.56	
1382927	1813941	12/5/2017	230	38.14	
1382928	1813942	12/5/2017	230	14.27	
1382929	1813943	12/5/2017	230	9.68	
1382853	172701205	12/5/2017	230		1,000,000.00
1383418	1814123	12/6/2017	230	135,495.57	
1383409	1814124	12/6/2017	230	115,575.12	
1383239	1814022	12/6/2017	230	36,225.53	
1383420	1814125	12/6/2017	230	34,526.00	
1383425	1814126	12/6/2017	230	16,338.06	
1383421	1814127	12/6/2017	230	6,791.00	
1383286	1814023	12/6/2017	230	2,802.37	
1383422	1814128	12/6/2017	230	515.19	
1383423	1814129	12/6/2017	230	16.32	
1384523	1814272	12/7/2017	230	12,240,667.00	
1384514	1814259	12/7/2017	230	220,795.89	
1384505	1814257	12/7/2017	230	109,424.40	
1384517	1814260	12/7/2017	230	84,019.95	
1384529	1814264	12/7/2017	230	50,000.00	
1384535	1814289	12/7/2017	230	49,075.00	
1384512	1814258	12/7/2017	230	24,705.27	
1384524	1814261	12/7/2017	230	20,718.78	
1384534	1814288	12/7/2017	230	17,558.32	
1384526	1814262	12/7/2017	230	5,106.20	
1384527	1814263	12/7/2017	230	196.19	
1384390	172301201	12/7/2017	230		13,000,000.00
1384600	1814320	12/8/2017	230	287,352.60	
1384912	1814373	12/8/2017	230	113,845.59	
1384598	1814318	12/8/2017	230	68,788.27	
1384599	1814319	12/8/2017	230	52,498.22	
1384597	1814317	12/8/2017	230	34,098.18	
1384899	1814362	12/8/2017	230	25,000.00	
1385025	1814463	12/8/2017	230	12,004.18	

Run Date: 1/2/2018  
 Run Time: 11:33:06AM

### Demand Account Activity

Page: 2  
 User: 0

Start Date: 12/1/2017      End Date: 12/31/2017

Jnl. Entry	Ref #	Trx. Date	Ledger	Debit Amount	Credit Amount
1384910	1814372	12/8/2017	230	7,681.98	
1384592	1814316	12/8/2017	230	2,984.24	
1384602	1814322	12/8/2017	230	2,831.46	
1384601	1814321	12/8/2017	230	457.60	
1384909	1814371	12/8/2017	230	35.30	
1384908	1814370	12/8/2017	230	0.83	
1385349	1814529	12/11/2017	230	116,058.37	
1385355	1814530	12/11/2017	230	15,423.76	
1385348	1814528	12/11/2017	230	9,790.00	
1385305	1814483	12/11/2017	230	3,109.16	
1385306	1814484	12/11/2017	230	750.88	
1385358	1814531	12/11/2017	230	680.97	
1385364	1814532	12/11/2017	230	420.00	
1385369	1814533	12/11/2017	230	49.33	
1385411	172301201	12/11/2017	230		1,000,000.00
1385751	1814591	12/12/2017	230	231,942.61	
1385843	1814668	12/12/2017	230	65,922.82	
1385806	1814636	12/12/2017	230	19,654.55	
1385808	1814637	12/12/2017	230	3,322.11	
1385750	1814590	12/12/2017	230	350.00	
1385809	1814638	12/12/2017	230	281.66	
1385810	1814639	12/12/2017	230	4.31	
1386172	1814701	12/13/2017	230	26,331,080.23	
1386277	1814794	12/13/2017	230	12,785,979.00	
1386276	1814793	12/13/2017	230	459,849.00	
1386214	1814736	12/13/2017	230	35,262.36	
1386215	1814737	12/13/2017	230	11,950.96	
1386216	1814738	12/13/2017	230	291.88	
1386217	1814739	12/13/2017	230	2.25	
1386279	182301201	12/13/2017	230		39,000,000.00
1386650	1814928	12/14/2017	230	246,537.90	
1386612	1814856	12/14/2017	230	4,810.04	
1386652	1814929	12/14/2017	230	3,282.44	
1386626	1814857	12/14/2017	230	1,543.75	
1386654	1814930	12/14/2017	230	164.23	
1386657	1814931	12/14/2017	230	0.96	
1386581	172701202	12/14/2017	230		1,000,000.00
1387139	1815108	12/15/2017	230	323,109.20	
1386771	1814980	12/15/2017	230	100,000.00	
1387061	1815019	12/15/2017	230	95,581.11	
1387130	1815098	12/15/2017	230	50,129.23	
1387128	1815097	12/15/2017	230	13,964.98	
1387116	1815088	12/15/2017	230	450.59	
1386772	1814981	12/15/2017	230	185.70	
1387127	1815096	12/15/2017	230	1.79	
1387568	1815214	12/18/2017	230	110,719.00	
1387569	1815215	12/18/2017	230	21,953.84	
1387571	1815217	12/18/2017	230	13,531.23	
1387570	1815216	12/18/2017	230	1,764.12	
1387572	1815218	12/18/2017	230	234.40	
1387573	1815219	12/18/2017	230	1.40	
1387574	1815220	12/18/2017	230	0.75	
1387559	172301201	12/18/2017	230		1,000,000.00
1388183	1815295	12/19/2017	230	303,882.46	
1387818	1815344	12/19/2017	230	18,256.00	
1388184	1815296	12/19/2017	230	2,100.00	

Run Date: 1/2/2018  
 Run Time: 11:33:06AM

### Demand Account Activity

Page: 3  
 User: 0

Start Date: 12/1/2017      End Date: 12/31/2017

Jnl. Entry	Ref #	Trx. Date	Ledger	Debit Amount	Credit Amount
1388244	1815345	12/19/2017	230	3.49	
1388598	1815457	12/20/2017	230	38,546,446.00	
1388678	1815461	12/20/2017	230	342,774.57	
1388677	1815451	12/20/2017	230	228,807.38	
1388686	1815455	12/20/2017	230	138,270.32	
1388673	1815447	12/20/2017	230	52,588.49	
1388683	1815453	12/20/2017	230	50,860.00	
1388680	1815452	12/20/2017	230	25,000.00	
1388688	1815456	12/20/2017	230	16,338.10	
1388251	1815351	12/20/2017	230	10,778.64	
1388676	1815450	12/20/2017	230	578.98	
1388675	1815449	12/20/2017	230	10.85	
1388709	182701210	12/20/2017	230		39,000,000.00
1389890	1815596	12/21/2017	230	427,572.48	
1389888	1815595	12/21/2017	230	149,955.15	
1389847	1815556	12/21/2017	230	86,061.48	
1389969	1815672	12/21/2017	230	30,137.39	
1389848	1815557	12/21/2017	230	20,502.65	
1389887	1815594	12/21/2017	230	3,404.14	
1389886	1815593	12/21/2017	230	1,334.95	
1389834	1815549	12/21/2017	230	813.30	
1389885	1815592	12/21/2017	230	197.94	
1389970	1815673	12/21/2017	230	0.40	
1390349	1815717	12/22/2017	230	540,326.32	
1390407	1815772	12/22/2017	230	106,213.85	
1390406	1815771	12/22/2017	230	62,227.45	
1390348	1815716	12/22/2017	230	2,302.62	
1390347	1815715	12/22/2017	230	2,100.00	
1390404	1815770	12/22/2017	230	1,768.68	
1390417	1815773	12/22/2017	230	1,279.59	
1390486	172301201	12/22/2017	230		1,000,000.00
1390925	1815934	12/27/2017	230	12,516,871.00	
1390896	1815891	12/27/2017	230	217,201.25	
1390926	1815935	12/27/2017	230	198,576.23	
1390801	1815853	12/27/2017	230	7,676.06	
1390897	1815892	12/27/2017	230	4,406.58	
1390898	1815893	12/27/2017	230	176.31	
1390885	172301201	12/27/2017	230		14,000,000.00
1391273	1816030	12/28/2017	230	26,483.86	
1391271	1816029	12/28/2017	230	1,726.02	
1391269	1816028	12/28/2017	230	36.44	
1391268	1816027	12/28/2017	230	5.86	
1391528	1816064	12/29/2017	230	104,539.75	
1391522	1816063	12/29/2017	230	77,805.01	
1391509	1816062	12/29/2017	230	63,893.33	
1391773	1816107	12/29/2017	230	37,954.81	
1391775	1816108	12/29/2017	230	4.29	
<b>Totals for:</b>	<b>230 - Regions Bank</b>			<b>110,017,861.64</b>	<b>110,000,000.00</b>
		<b>Count:</b>	<b>152</b>		

Run Date: 1/2/2018  
 Run Time: 11:33:06AM

### Demand Account Activity

Start Date: 12/1/2017      End Date: 12/31/2017

Page: 4  
 User: 0

Jnl. Entry	Ref #	Trx. Date	Ledger	Debit Amount	Credit Amount		
<b>260 - Bank of the Ozarks</b>							
1382133	Back Out Journal Er	12/1/2017	260	2,000,000.00			
1382115	172601101	12/1/2017	260		2,000,000.00		
1382134	Correct Journal Entr	12/1/2017	260		1,000,000.00		
1382976	172601201	12/5/2017	260		19,000,000.00		
1383382	182701206	12/6/2017	260	19,000,000.00			
1384578	172601201	12/8/2017	260		116,000,000.00		
1385380	172601201	12/11/2017	260		145,000,000.00		
1385838	172601201	12/12/2017	260		26,000,000.00		
1386279	182301201	12/13/2017	260	39,000,000.00			
1386252	182701202	12/13/2017	260	35,000,000.00			
1386748	Back Out Journal Er	12/14/2017	260	159,000,000.00			
1386743	172601201	12/14/2017	260		159,000,000.00		
1386749	Correct Journal Entr	12/14/2017	260		158,000,000.00		
1387120	1815091	12/15/2017	260	349,332.69			
1387170	172601201	12/15/2017	260		32,000,000.00		
1388247	172601201	12/19/2017	260	21,000,000.00			
1388709	182701210	12/20/2017	260	39,000,000.00			
1388717	Correct Journal Entr	12/20/2017	260	3,000,000.00			
1388710	182701211	12/20/2017	260	2,000,000.00			
1388716	Back Out Journal Er	12/20/2017	260		2,000,000.00		
1389850	172601201	12/21/2017	260		9,000,000.00		
1390487	172601201	12/22/2017	260		16,000,000.00		
1390489	BOA TO BOO 12/26	12/26/2017	260	72,000,000.00			
1390885	172301201	12/27/2017	260	14,000,000.00			
1391293	182701210	12/28/2017	260	125,000,000.00			
1391802	18/2701215	12/29/2017	260	156,000,000.00			
<b>Totals for:      260 - Bank of the Ozarks</b>				<b>Count:</b>	<b>26</b>	<b>686,349,332.69</b>	<b>685,000,000.00</b>



Run Date: 1/2/2018  
Run Time: 11:33:06AM

### Demand Account Activity

Start Date: 12/1/2017      End Date: 12/31/2017

Page: 5  
User: 0

Jnl. Entry	Ref #	Trx. Date	Ledger	Debit Amount	Credit Amount
<b><u>270 - Bank Of America</u></b>					
1382080	172701103	12/1/2017	270	205,000,000.00	
1382066	173001105	12/1/2017	270	77,000,000.00	
1382093	172701105	12/1/2017	270	43,000,000.00	
1382067	1813648	12/1/2017	270	3,859,834.52	
1382115	172601101	12/1/2017	270	2,000,000.00	
1382134	Correct Journal Entr	12/1/2017	270	1,000,000.00	
1382137	1813696	12/1/2017	270	908,543.34	
1382103	1813680	12/1/2017	270	613,372.11	
1382135	1813688	12/1/2017	270	303,287.36	
1382086	1813673	12/1/2017	270	142,926.98	
1381787	1813600	12/1/2017	270	93,000.00	
1382052	1813643	12/1/2017	270	87,577.42	
1381796	1813609	12/1/2017	270	74,982.60	
1382124	1813667	12/1/2017	270	61,683.87	
1382118	1813681	12/1/2017	270	60,659.49	
1381797	1813610	12/1/2017	270	53,374.25	
1381799	1813612	12/1/2017	270	53,167.02	
1382091	1813674	12/1/2017	270	44,298.08	
1381808	1813620	12/1/2017	270	37,769.84	
1381789	1813602	12/1/2017	270	34,787.00	
1382123	1813666	12/1/2017	270	34,287.55	
1381795	1813608	12/1/2017	270	19,760.00	
1382053	1813644	12/1/2017	270	18,165.09	
1382069	1813650	12/1/2017	270	18,048.11	
1381801	1813613	12/1/2017	270	17,385.00	
1382096	1813676	12/1/2017	270	16,212.72	
1382054	1813645	12/1/2017	270	13,683.95	
1382098	1813677	12/1/2017	270	13,322.59	
1382100	1813679	12/1/2017	270	12,574.78	
1381790	1813603	12/1/2017	270	11,351.00	
1382099	1813678	12/1/2017	270	9,219.71	
1381791	1813604	12/1/2017	270	9,025.00	
1382136	1813699	12/1/2017	270	8,332.27	
1382070	1813668	12/1/2017	270	5,213.50	
1381794	1813607	12/1/2017	270	4,760.00	
1381802	1813614	12/1/2017	270	4,025.00	
1382129	1813689	12/1/2017	270	3,073.87	
1382121	1813665	12/1/2017	270	2,792.50	
1382109	1813672	12/1/2017	270	2,223.13	
1382108	1813671	12/1/2017	270	2,200.00	
1382095	1813675	12/1/2017	270	2,070.24	
1381792	1813605	12/1/2017	270	2,065.00	
1382122	1813664	12/1/2017	270	1,375.00	
1381807	1813619	12/1/2017	270	388.20	
1381806	1813618	12/1/2017	270	359.60	
1381805	1813617	12/1/2017	270	355.26	
1381804	1813616	12/1/2017	270	352.52	
1381803	1813615	12/1/2017	270	347.09	
1381798	1813611	12/1/2017	270	335.00	
1381793	1813606	12/1/2017	270	300.00	
1382050	1813642	12/1/2017	270	259.00	
1381809	1813621	12/1/2017	270	210.00	
1381810	1813622	12/1/2017	270	180.00	
1381819	1813630	12/1/2017	270	145.00	
1382102	1813669	12/1/2017	270	137.00	

Run Date: 1/2/2018  
 Run Time: 11:33:06AM

### Demand Account Activity

Start Date: 12/1/2017      End Date: 12/31/2017

Page: 6  
 User: 0

Jnl. Entry	Ref #	Trx. Date	Ledger	Debit Amount	Credit Amount
1382132	1813687	12/1/2017	270	120.00	
1381818	1813629	12/1/2017	270	89.32	
1381817	1813628	12/1/2017	270	87.86	
1382104	1813670	12/1/2017	270	87.40	
1381816	1813627	12/1/2017	270	86.82	
1381815	1813626	12/1/2017	270	83.52	
1381814	1813625	12/1/2017	270	81.96	
1381821	1813631	12/1/2017	270	75.00	
1381813	1813624	12/1/2017	270	19.56	
1381812	1813623	12/1/2017	270	19.13	
1382060	172701101	12/1/2017	270		1,833,000.00
1382064	172701102	12/1/2017	270		19,391,848.88
1382083	172701104	12/1/2017	270		231,126,955.80
1382106	172701106	12/1/2017	270		80,091,420.14
1382133	Back Out Journal Er	12/1/2017	270		2,000,000.00
1382434	172701204	12/4/2017	270	12,781,888.89	
1382403	172701207 AIRS TA	12/4/2017	270	9,058,979.17	
1382496	1813784	12/4/2017	270	6,416,994.62	
1382505	1813788	12/4/2017	270	1,465,445.44	
1382507	1813789	12/4/2017	270	518,894.87	
1382522	1813804	12/4/2017	270	517,024.89	
1382476	1813770	12/4/2017	270	353,567.00	
1382508	1813819	12/4/2017	270	285,127.86	
1382524	1813805	12/4/2017	270	272,970.06	
1382499	1813785	12/4/2017	270	241,378.03	
1382516	1813798	12/4/2017	270	99,668.80	
1382525	1813806	12/4/2017	270	79,517.62	
1382526	1813807	12/4/2017	270	62,136.85	
1382530	1813810	12/4/2017	270	51,684.02	
1382506	1813790	12/4/2017	270	36,866.27	
1382405	172701208 AIRS TA	12/4/2017	270	32,519.78	
1382428	1813725	12/4/2017	270	22,555.20	
1382521	1813803	12/4/2017	270	19,244.16	
1382509	1813791	12/4/2017	270	17,420.26	
1382423	1813721	12/4/2017	270	16,608.50	
1382419	1813720	12/4/2017	270	15,000.00	
1382517	1813799	12/4/2017	270	13,832.15	
1382440	172701205	12/4/2017	270	12,583.96	
1382510	1813792	12/4/2017	270	12,147.28	
1382425	1813722	12/4/2017	270	9,892.43	
1382511	1813793	12/4/2017	270	9,847.79	
1382426	1813723	12/4/2017	270	9,074.15	
1382512	1813794	12/4/2017	270	8,638.41	
1382424	1813737	12/4/2017	270	8,151.21	
1382500	1813786	12/4/2017	270	5,044.43	
1382449	1813738	12/4/2017	270	4,957.00	
1382448	1813747	12/4/2017	270	3,610.00	
1382527	1813820	12/4/2017	270	3,348.00	
1382407	172701210 AIRS DE	12/4/2017	270	3,142.07	
1382533	1813813	12/4/2017	270	3,006.00	
1382462	1813740	12/4/2017	270	2,885.00	
1382453	1813749	12/4/2017	270	2,845.00	
1382531	1813811	12/4/2017	270	2,677.05	
1382484	1813776	12/4/2017	270	2,673.75	
1382406	172701209 AIRS DE	12/4/2017	270	2,668.40	
1382513	1813795	12/4/2017	270	2,241.73	

Run Date: 1/2/2018  
 Run Time: 11:33:06AM

### Demand Account Activity

Start Date: 12/1/2017      End Date: 12/31/2017

Page: 7  
 User: 0

Jnl. Entry	Ref #	Trx. Date	Ledger	Debit Amount	Credit Amount
1382532	1813812	12/4/2017	270	1,300.00	
1382518	1813800	12/4/2017	270	1,187.62	
1382437	1813742	12/4/2017	270	1,070.00	
1382503	1813787	12/4/2017	270	705.00	
1382458	1813751	12/4/2017	270	672.00	
1382457	1813750	12/4/2017	270	560.00	
1382464	1813741	12/4/2017	270	550.00	
1382536	1813814	12/4/2017	270	445.85	
1382456	1813739	12/4/2017	270	410.00	
1382502	1813808	12/4/2017	270	404.24	
1382529	1813809	12/4/2017	270	313.50	
1382450	1813748	12/4/2017	270	300.00	
1382528	1813821	12/4/2017	270	259.00	
1382514	1813796	12/4/2017	270	159.63	
1382451	1813743	12/4/2017	270	130.00	
1382430	1813727	12/4/2017	270	90.00	
1382429	1813726	12/4/2017	270	75.00	
1382519	1813801	12/4/2017	270	67.88	
1382454	1813744	12/4/2017	270	38.00	
1382455	1813745	12/4/2017	270	38.00	
1382427	1813724	12/4/2017	270	30.95	
1382460	1813753	12/4/2017	270	30.40	
1382461	1813754	12/4/2017	270	30.40	
1382431	1813728	12/4/2017	270	30.00	
1382459	1813752	12/4/2017	270	30.00	
1382439	1813746	12/4/2017	270	24.00	
1382398	172701202	12/4/2017	270	23.99	
1382463	1813755	12/4/2017	270	19.20	
1382520	1813802	12/4/2017	270	18.37	
1382432	1813729	12/4/2017	270	13.02	
1382515	1813797	12/4/2017	270	3.79	
1382523	172701101	12/4/2017	270		22,000,000.00
1382397	172701201	12/4/2017	270		1,285,000.00
1382408	172701203	12/4/2017	270		6,960,869.61
1382441	172701205	12/4/2017	270		12,583.96
1382483	172701211	12/4/2017	270		2,588,895.40
1382788	172701203	12/5/2017	270	30,450,000.00	
1382976	172601201	12/5/2017	270	19,000,000.00	
1382797	172701207 AIRS TA	12/5/2017	270	10,058,302.70	
1382926	1813945	12/5/2017	270	1,021,356.99	
1382853	172701205	12/5/2017	270	1,000,000.00	
1382820	172701204	12/5/2017	270	601,125.00	
1382850	172701205	12/5/2017	270	601,125.00	
1382965	Back Out Journal Er	12/5/2017	270	601,125.00	
1382831	1813855	12/5/2017	270	536,835.36	
1382821	1813846	12/5/2017	270	423,645.63	
1382896	1813913	12/5/2017	270	382,400.00	
1382930	1813960	12/5/2017	270	262,743.30	
1382822	1813847	12/5/2017	270	226,137.42	
1382968	1813979	12/5/2017	270	219,819.80	
1382823	1813848	12/5/2017	270	188,717.90	
1382974	1813986	12/5/2017	270	137,077.50	
1382934	1813947	12/5/2017	270	125,000.00	
1382826	1813851	12/5/2017	270	109,206.13	
1382952	1813957	12/5/2017	270	101,387.74	
1382873	1813890	12/5/2017	270	100,137.41	

Run Date: 1/2/2018  
 Run Time: 11:33:06AM

### Demand Account Activity

Page: 8  
 User: 0

Start Date: 12/1/2017      End Date: 12/31/2017

Jnl. Entry	Ref #	Trx. Date	Ledger	Debit Amount	Credit Amount
1382955	1813959	12/5/2017	270	79,598.78	
1382860	1813926	12/5/2017	270	70,664.59	
1382964	1813977	12/5/2017	270	64,669.00	
1382874	1813891	12/5/2017	270	52,568.28	
1382924	1813944	12/5/2017	270	41,066.62	
1382953	1813958	12/5/2017	270	40,788.20	
1382824	1813849	12/5/2017	270	33,853.07	
1382967	1813978	12/5/2017	270	32,079.00	
1382798	172701208 AIRS TA	12/5/2017	270	28,492.84	
1382950	1813956	12/5/2017	270	26,373.70	
1813975	1813975	12/5/2017	270	16,000.00	
1382935	1813948	12/5/2017	270	15,387.05	
1382939	1813949	12/5/2017	270	15,000.00	
1382941	1813950	12/5/2017	270	12,000.00	
1382875	1813892	12/5/2017	270	9,959.60	
1382800	172701210 AIRS DE	12/5/2017	270	8,022.74	
1382542	1813827	12/5/2017	270	7,287.64	
1382829	1813853	12/5/2017	270	6,929.10	
1382876	1813893	12/5/2017	270	6,372.37	
1382817	1813844	12/5/2017	270	5,581.99	
1382786	172701201	12/5/2017	270	5,290.42	
1382877	1813894	12/5/2017	270	4,990.73	
1382819	1813845	12/5/2017	270	4,728.58	
1382942	1813951	12/5/2017	270	4,002.25	
1382504	1813825	12/5/2017	270	3,679.65	
1382878	1813895	12/5/2017	270	3,557.67	
1382541	1813826	12/5/2017	270	3,398.48	
1382971	1813982	12/5/2017	270	3,323.75	
1382830	1813854	12/5/2017	270	3,090.61	
1382879	1813896	12/5/2017	270	2,814.00	
1382832	1813858	12/5/2017	270	2,575.00	
1382835	1813860	12/5/2017	270	2,363.00	
1382948	1813985	12/5/2017	270	2,105.10	
1382880	1813897	12/5/2017	270	2,036.09	
1382898	1813915	12/5/2017	270	2,005.00	
1382839	1813862	12/5/2017	270	1,576.00	
1382881	1813898	12/5/2017	270	1,485.50	
1382944	1813952	12/5/2017	270	1,318.40	
1382827	1813852	12/5/2017	270	1,233.38	
1382872	1813889	12/5/2017	270	1,200.16	
1382899	1813916	12/5/2017	270	1,142.50	
1382973	1813984	12/5/2017	270	982.00	
1382799	172701209 AIRS DE	12/5/2017	270	633.19	
1382825	1813850	12/5/2017	270	500.00	
1382834	1813859	12/5/2017	270	500.00	
1382882	1813899	12/5/2017	270	465.00	
1382883	1813900	12/5/2017	270	376.00	
1382884	1813901	12/5/2017	270	375.00	
1382885	1813902	12/5/2017	270	353.00	
1382886	1813903	12/5/2017	270	342.00	
1382887	1813904	12/5/2017	270	307.00	
1382888	1813905	12/5/2017	270	245.00	
1382837	1813861	12/5/2017	270	190.00	
1382889	1813906	12/5/2017	270	171.00	
1382890	1813907	12/5/2017	270	157.50	
1382897	1813914	12/5/2017	270	157.00	

Run Date: 1/2/2018  
 Run Time: 11:33:06AM

### Demand Account Activity

Page: 9  
 User: 0

Start Date: 12/1/2017      End Date: 12/31/2017

Jnl. Entry	Ref #	Trx. Date	Ledger	Debit Amount	Credit Amount
1382945	1813953	12/5/2017	270	149.62	
1382946	1813954	12/5/2017	270	141.60	
1382969	1813980	12/5/2017	270	130.52	
1382972	1813983	12/5/2017	270	127.50	
1382891	1813908	12/5/2017	270	95.00	
1382892	1813909	12/5/2017	270	65.00	
1382893	1813910	12/5/2017	270	60.00	
1382894	1813911	12/5/2017	270	55.00	
1382840	1813863	12/5/2017	270	50.00	
1382841	1813864	12/5/2017	270	45.60	
1382842	1813865	12/5/2017	270	45.60	
1382949	1813955	12/5/2017	270	28.87	
1382843	1813866	12/5/2017	270	28.80	
1382970	1813981	12/5/2017	270	16.62	
1382895	1813912	12/5/2017	270	5.00	
1382933	1813946	12/5/2017	270	1.00	
1382838	DFA EFT REV 12/5/	12/5/2017	270		76,611.60
1382787	172701202	12/5/2017	270		33,150,000.00
1382801	172701204	12/5/2017	270		12,013,938.83
1382820	172701204	12/5/2017	270		601,125.00
1382932	172701206	12/5/2017	270		20,010,765.12
1382965	Back Out Journal Er	12/5/2017	270		601,125.00
1382966	Correct Journal Entr	12/5/2017	270		601,125.00
1383311	182701203	12/6/2017	270	16,000,000.00	
1383256	172701207 AIRS TA	12/6/2017	270	12,387,533.88	
1383416	Back Out Journal Er	12/6/2017	270	4,995,987.70	
1383270	1814003	12/6/2017	270	4,917,727.76	
1383305	1814056	12/6/2017	270	2,662,999.78	
1383318	1814058	12/6/2017	270	2,200,544.95	
1383344	1814059	12/6/2017	270	2,109,850.20	
1383317	1814057	12/6/2017	270	1,710,206.79	
1383381	1814109	12/6/2017	270	1,111,712.86	
1383357	1814060	12/6/2017	270	958,755.42	
1383364	1814130	12/6/2017	270	928,000.00	
1383383	1814110	12/6/2017	270	925,361.95	
1383285	172701205	12/6/2017	270	686,590.80	
1383412	1814122	12/6/2017	270	358,984.79	
1383271	1814004	12/6/2017	270	248,401.56	
1383413	1814118	12/6/2017	270	152,821.55	
1383304	1814043	12/6/2017	270	142,458.00	
1383358	1814061	12/6/2017	270	98,834.18	
1383359	1814062	12/6/2017	270	66,669.47	
1383408	1814116	12/6/2017	270	62,670.20	
1383362	1814063	12/6/2017	270	56,285.88	
1383415	1814131	12/6/2017	270	42,737.11	
1383273	1814005	12/6/2017	270	41,093.94	
1383414	1814119	12/6/2017	270	39,438.84	
1383363	1814064	12/6/2017	270	38,356.54	
1383365	1814065	12/6/2017	270	36,222.90	
1383385	1814112	12/6/2017	270	19,600.00	
1383368	1814066	12/6/2017	270	17,448.31	
1383370	1814067	12/6/2017	270	16,726.97	
1383417	1814132	12/6/2017	270	16,238.92	
1383373	1814068	12/6/2017	270	16,091.77	
1383374	1814069	12/6/2017	270	10,471.99	
1383263	1813999	12/6/2017	270	6,982.61	

Run Date: 1/2/2018  
 Run Time: 11:33:06AM

### Demand Account Activity

Page: 10  
 User: 0

Start Date: 12/1/2017      End Date: 12/31/2017

Jnl. Entry	Ref #	Trx. Date	Ledger	Debit Amount	Credit Amount
1383287	1814024	12/6/2017	270	6,927.71	
1383275	1814006	12/6/2017	270	5,492.00	
1383258	172701208 AIRS DE	12/6/2017	270	5,360.66	
1383265	1814000	12/6/2017	270	4,149.12	
1383278	1814008	12/6/2017	270	2,400.00	
1383366	1814071	12/6/2017	270	2,002.50	
1383361	1814073	12/6/2017	270	1,547.65	
1383264	1814010	12/6/2017	270	1,409.76	
1383369	1814072	12/6/2017	270	1,372.93	
1383384	1814111	12/6/2017	270	1,320.00	
1383371	1814075	12/6/2017	270	1,262.17	
1383354	1814070	12/6/2017	270	1,100.00	
1383376	1814076	12/6/2017	270	1,045.83	
1383266	1814011	12/6/2017	270	1,025.00	
1383380	1814120	12/6/2017	270	813.23	
1383356	1814115	12/6/2017	270	725.00	
1383377	1814077	12/6/2017	270	574.00	
1383269	1814012	12/6/2017	270	490.00	
1383276	1814007	12/6/2017	270	460.00	
1383280	1814009	12/6/2017	270	450.00	
1383303	1814078	12/6/2017	270	450.00	
1383312	1814079	12/6/2017	270	450.00	
1383313	1814080	12/6/2017	270	450.00	
1383314	1814081	12/6/2017	270	437.00	
1383268	1814002	12/6/2017	270	435.80	
1383267	1814001	12/6/2017	270	425.52	
1383367	1814074	12/6/2017	270	417.55	
1383406	1814113	12/6/2017	270	416.56	
1383315	1814082	12/6/2017	270	350.00	
1383410	1814121	12/6/2017	270	347.23	
1383316	1814083	12/6/2017	270	334.27	
1383319	1814084	12/6/2017	270	300.00	
1383322	1814085	12/6/2017	270	300.00	
1383325	1814086	12/6/2017	270	300.00	
1383327	1814087	12/6/2017	270	250.00	
1383329	1814088	12/6/2017	270	250.00	
1383330	1814089	12/6/2017	270	200.00	
1383375	1814108	12/6/2017	270	185.03	
1383274	1814014	12/6/2017	270	95.00	
1383272	1814013	12/6/2017	270	80.00	
1383333	1814090	12/6/2017	270	75.00	
1383277	1814015	12/6/2017	270	68.72	
1383411	1814117	12/6/2017	270	28.83	
1383279	1814016	12/6/2017	270	15.20	
1383281	1814017	12/6/2017	270	15.20	
1383283	1814018	12/6/2017	270	9.60	
1383407	1814114	12/6/2017	270	7.50	
1383306	DFA EFT REV 12/6/	12/6/2017	270		31,625.39
1383310	182701202	12/6/2017	270		2,500,000.00
1383246	172701201	12/6/2017	270		4,917,727.76
1383247	172701202	12/6/2017	270		0.10
1383259	172701203	12/6/2017	270		4,995,987.70
1383260	172701204	12/6/2017	270		4,995,987.70
1383382	182701206	12/6/2017	270		19,000,000.00
1383427	182701207	12/6/2017	270		15,734,942.00
1384558	1814285	12/7/2017	270	64,308,836.84	

Run Date: 1/2/2018  
 Run Time: 11:33:06AM

### Demand Account Activity

Page: 11  
 User: 0

Start Date: 12/1/2017      End Date: 12/31/2017

Jnl. Entry	Ref #	Trx. Date	Ledger	Debit Amount	Credit Amount
1384390	172301201	12/7/2017	270	13,000,000.00	
1384406	172701207 AIRS TA	12/7/2017	270	6,945,419.93	
1384508	173001201	12/7/2017	270	4,000,000.00	
1384395	172701202	12/7/2017	270	3,233,259.00	
1384557	1814284	12/7/2017	270	1,247,906.16	
1384387	1814151	12/7/2017	270	902,345.02	
1384562	1814287	12/7/2017	270	716,347.30	
1384497	1814215	12/7/2017	270	494,272.21	
1384560	1814297	12/7/2017	270	448,348.01	
1384554	1814283	12/7/2017	270	407,100.03	
1384498	1814216	12/7/2017	270	375,579.41	
1384454	1814193	12/7/2017	270	371,228.50	
1384552	1814282	12/7/2017	270	269,734.92	
1384449	1814186	12/7/2017	270	210,468.91	
1383429	1814136	12/7/2017	270	172,545.51	
1384427	1814165	12/7/2017	270	163,814.02	
1384533	1814275	12/7/2017	270	118,429.24	
1384455	1814194	12/7/2017	270	92,807.50	
1383434	1814137	12/7/2017	270	90,944.14	
1384499	1814217	12/7/2017	270	86,270.07	
1384559	Correct Journal Entr	12/7/2017	270	79,754.70	
1384501	1814219	12/7/2017	270	71,864.51	
1384409	172701210 AIRS DE	12/7/2017	270	67,071.54	
1384442	1814179	12/7/2017	270	60,104.78	
1384536	1814276	12/7/2017	270	42,074.14	
1384482	1814213	12/7/2017	270	37,694.34	
1384384	1814150	12/7/2017	270	23,196.43	
1384450	1814187	12/7/2017	270	22,590.00	
1383435	1814138	12/7/2017	270	21,030.05	
1384443	1814180	12/7/2017	270	20,924.93	
1384548	1814281	12/7/2017	270	19,323.14	
1384444	1814181	12/7/2017	270	15,644.21	
1384561	1814286	12/7/2017	270	15,243.67	
1384547	1814280	12/7/2017	270	12,808.88	
1384428	1814166	12/7/2017	270	12,100.00	
1384556	1814296	12/7/2017	270	9,020.00	
1384445	1814182	12/7/2017	270	8,848.35	
1384544	1814279	12/7/2017	270	7,708.64	
1384549	1814294	12/7/2017	270	7,000.00	
1384553	1814295	12/7/2017	270	6,959.75	
1384430	1814168	12/7/2017	270	6,715.00	
1384502	1814220	12/7/2017	270	5,437.37	
1384397	172701203	12/7/2017	270	5,278.81	
1384446	1814183	12/7/2017	270	5,033.52	
1384504	1814267	12/7/2017	270	4,555.84	
1384479	1814222	12/7/2017	270	3,456.08	
1384503	1814221	12/7/2017	270	3,043.84	
1384480	1814223	12/7/2017	270	3,000.58	
1384487	1814238	12/7/2017	270	2,904.05	
1384451	1814188	12/7/2017	270	2,587.55	
1384483	1814224	12/7/2017	270	2,565.48	
1384500	1814218	12/7/2017	270	2,267.88	
1384485	1814225	12/7/2017	270	2,105.20	
1384494	1814214	12/7/2017	270	1,961.99	
1384541	1814278	12/7/2017	270	1,855.00	
1384543	1814292	12/7/2017	270	1,841.00	

Run Date: 1/2/2018  
 Run Time: 11:33:06AM

### Demand Account Activity

Page: 12  
 User: 0

Start Date: 12/1/2017      End Date: 12/31/2017

Jnl. Entry	Ref #	Trx. Date	Ledger	Debit Amount	Credit Amount
1384542	1814291	12/7/2017	270	1,450.00	
1384431	1814169	12/7/2017	270	1,310.00	
1384408	172701209 AIRS D€	12/7/2017	270	1,081.74	
1384486	1814226	12/7/2017	270	1,015.00	
1384488	1814227	12/7/2017	270	1,008.53	
1384429	1814167	12/7/2017	270	1,000.00	
1384432	1814170	12/7/2017	270	988.75	
1384441	1814178	12/7/2017	270	960.18	
1384447	1814184	12/7/2017	270	773.33	
1384537	1814290	12/7/2017	270	750.00	
1384440	1814177	12/7/2017	270	690.00	
1384448	1814185	12/7/2017	270	676.80	
1384452	1814189	12/7/2017	270	612.51	
1384539	1814277	12/7/2017	270	567.50	
1384489	1814228	12/7/2017	270	462.17	
1384546	1814293	12/7/2017	270	422.93	
1384490	1814229	12/7/2017	270	347.17	
1384439	1814176	12/7/2017	270	342.89	
1384491	1814230	12/7/2017	270	205.00	
1384492	1814231	12/7/2017	270	195.00	
1384438	1814175	12/7/2017	270	124.06	
1384433	1814171	12/7/2017	270	100.00	
1384493	1814232	12/7/2017	270	95.00	
1384563	1814298	12/7/2017	270	70.00	
1384434	1814172	12/7/2017	270	60.80	
1384436	1814173	12/7/2017	270	60.80	
1383436	1814139	12/7/2017	270	55.00	
1384495	1814233	12/7/2017	270	55.00	
1384437	1814174	12/7/2017	270	38.40	
1384530	1814274	12/7/2017	270	31.64	
1384419	1814234	12/7/2017	270	29.02	
1384478	1814235	12/7/2017	270	16.00	
1384481	1814236	12/7/2017	270	12.00	
1384565	1814299	12/7/2017	270	10.00	
1384484	1814237	12/7/2017	270	8.00	
1383437	DFA EFT REV 12/7/	12/7/2017	270		12,110.95
1384394	172701201	12/7/2017	270		1,213,000.00
1384398	172701204	12/7/2017	270		11,116,298.74
1384420	173981205	12/7/2017	270		60,545,367.13
1384423	172701206	12/7/2017	270		25,641,459.56
1384578	172601201	12/8/2017	270	116,000,000.00	
1384986	172701206	12/8/2017	270	36,000,000.00	
1384905	173981201	12/8/2017	270	35,536,000.00	
1384976	173981203	12/8/2017	270	8,859,899.42	
1384895	172701207 AIRS TA	12/8/2017	270	7,089,482.72	
1384995	Correct Journal Entr	12/8/2017	270	7,089,482.71	
1384921	1814379	12/8/2017	270	2,395,499.32	
1384942	1814392	12/8/2017	270	926,126.94	
1384920	1814378	12/8/2017	270	487,804.13	
1384932	1814388	12/8/2017	270	278,257.23	
1384864	172701201	12/8/2017	270	270,000.00	
1384911	1814393	12/8/2017	270	189,919.77	
1384933	1814396	12/8/2017	270	98,287.90	
1384619	1814339	12/8/2017	270	88,146.90	
1384859	1814344	12/8/2017	270	85,515.90	
1384929	1814394	12/8/2017	270	72,842.16	



Run Date: 1/2/2018  
 Run Time: 11:33:06AM

### Demand Account Activity

Page: 13  
 User: 0

Start Date: 12/1/2017      End Date: 12/31/2017

Jnl. Entry	Ref #	Trx. Date	Ledger	Debit Amount	Credit Amount
1384615	1814335	12/8/2017	270	66,128.68	
1384914	1814374	12/8/2017	270	62,948.23	
1384896	172701208 AIRS TA	12/8/2017	270	59,632.88	
1384915	1814375	12/8/2017	270	46,680.00	
1384618	1814338	12/8/2017	270	39,733.69	
1385003	1814439	12/8/2017	270	34,390.91	
1384901	172701210 AIRS DE	12/8/2017	270	29,241.11	
1384931	1814395	12/8/2017	270	28,526.61	
1385004	1814440	12/8/2017	270	24,459.59	
1385005	1814441	12/8/2017	270	13,328.45	
1385006	1814442	12/8/2017	270	9,839.72	
1384917	1814376	12/8/2017	270	7,795.00	
1384872	1814346	12/8/2017	270	7,047.00	
1384934	1814389	12/8/2017	270	5,292.17	
1384870	1814345	12/8/2017	270	4,914.17	
1384617	1814337	12/8/2017	270	4,515.12	
1384616	1814336	12/8/2017	270	4,491.33	
1384949	1814405	12/8/2017	270	4,324.64	
1384605	1814325	12/8/2017	270	3,918.75	
1384898	172701209 AIRS DE	12/8/2017	270	3,817.56	
1385007	1814443	12/8/2017	270	3,539.00	
1384938	1814390	12/8/2017	270	3,527.62	
1385001	1814437	12/8/2017	270	3,378.18	
1384935	1814397	12/8/2017	270	3,326.01	
1384875	1814348	12/8/2017	270	2,505.00	
1384604	1814324	12/8/2017	270	2,191.80	
1384950	1814406	12/8/2017	270	2,000.00	
1385008	1814444	12/8/2017	270	1,940.00	
1384614	1814334	12/8/2017	270	1,827.12	
1384940	1814391	12/8/2017	270	1,789.76	
1384867	172701203	12/8/2017	270	1,671.00	
1384936	1814398	12/8/2017	270	1,408.65	
1385002	1814438	12/8/2017	270	1,320.43	
1384889	1814357	12/8/2017	270	1,219.80	
1384937	1814399	12/8/2017	270	1,100.00	
1384939	1814400	12/8/2017	270	730.94	
1384882	1814352	12/8/2017	270	715.00	
1384878	1814350	12/8/2017	270	665.00	
1384919	1814377	12/8/2017	270	652.50	
1384620	1814340	12/8/2017	270	618.24	
1384874	1814347	12/8/2017	270	610.00	
1384945	1814401	12/8/2017	270	600.00	
1384877	1814349	12/8/2017	270	480.00	
1385016	1814448	12/8/2017	270	300.00	
1384922	1814380	12/8/2017	270	273.19	
1384946	1814402	12/8/2017	270	252.67	
1385019	1814451	12/8/2017	270	225.00	
1384607	1814327	12/8/2017	270	180.00	
1384603	1814323	12/8/2017	270	173.86	
1384891	1814358	12/8/2017	270	155.00	
1385013	1814445	12/8/2017	270	150.00	
1384893	1814359	12/8/2017	270	144.53	
1384880	1814351	12/8/2017	270	130.00	
1385014	1814446	12/8/2017	270	123.00	
1384606	1814326	12/8/2017	270	120.00	
1384951	1814407	12/8/2017	270	115.00	

Run Date: 1/2/2018  
 Run Time: 11:33:06AM

### Demand Account Activity

Page: 14  
 User: 0

Start Date: 12/1/2017      End Date: 12/31/2017

Jnl. Entry	Ref #	Trx. Date	Ledger	Debit Amount	Credit Amount
1385015	1814447	12/8/2017	270	75.00	
1385017	1814449	12/8/2017	270	75.00	
1385020	1814452	12/8/2017	270	75.00	
1385018	1814450	12/8/2017	270	50.00	
1384883	1814353	12/8/2017	270	29.75	
1384947	1814403	12/8/2017	270	14.31	
1384885	1814354	12/8/2017	270	7.60	
1384886	1814355	12/8/2017	270	7.60	
1384888	1814356	12/8/2017	270	4.80	
1384948	1814404	12/8/2017	270	0.79	
1384861	DFA EFT REV 12/8/	12/8/2017	270		8,272.27
1384865	172701202	12/8/2017	270		1,313,000.00
1384871	172701204	12/8/2017	270		4,346,791.10
1384984	172701205	12/8/2017	270		181,804,551.71
1384988	173981206	12/8/2017	270		21,957,100.00
1384994	Back Out Journal Er	12/8/2017	270		7,089,482.72
1385380	172601201	12/11/2017	270	145,000,000.00	
1385387	173001204	12/11/2017	270	52,000,000.00	
1385286	1727014207 AIRS T	12/11/2017	270	8,570,475.10	
1385329	1814505	12/11/2017	270	2,242,215.93	
1385411	172301201	12/11/2017	270	1,000,000.00	
1385407	1814569	12/11/2017	270	903,864.55	
1385328	1814504	12/11/2017	270	200,032.14	
1385333	1814506	12/11/2017	270	185,546.31	
1385334	1814507	12/11/2017	270	180,969.32	
1385399	1814556	12/11/2017	270	129,094.22	
1385302	1814477	12/11/2017	270	83,353.80	
1385403	1814568	12/11/2017	270	75,979.51	
1385324	1814501	12/11/2017	270	71,565.57	
1385375	1814549	12/11/2017	270	62,993.40	
1385303	1814478	12/11/2017	270	52,855.73	
1385379	1814522	12/11/2017	270	37,266.16	
1385336	1814508	12/11/2017	270	33,861.58	
1385331	172701204	12/11/2017	270	15,008.17	
1385304	1814479	12/11/2017	270	14,273.19	
1385298	1814473	12/11/2017	270	9,315.00	
1385301	1814476	12/11/2017	270	9,240.00	
1385337	1814509	12/11/2017	270	8,782.27	
1385300	1814475	12/11/2017	270	8,540.00	
1385299	1814474	12/11/2017	270	8,520.00	
1385297	1814472	12/11/2017	270	8,255.00	
1385400	1814557	12/11/2017	270	7,460.90	
1385287	172701208 AIRS TA	12/11/2017	270	5,929.04	
1385367	1814520	12/11/2017	270	5,195.00	
1385294	1814470	12/11/2017	270	5,020.00	
1385295	1814471	12/11/2017	270	4,905.00	
1385313	1814492	12/11/2017	270	4,476.00	
1385340	1814510	12/11/2017	270	4,374.66	
1385341	1814511	12/11/2017	270	4,179.17	
1385315	1814494	12/11/2017	270	2,940.00	
1385382	1814523	12/11/2017	270	2,677.05	
1385402	1814560	12/11/2017	270	2,511.25	
1385343	1814512	12/11/2017	270	2,190.34	
1385346	1814513	12/11/2017	270	2,018.87	
1385350	1814514	12/11/2017	270	1,856.69	
1385353	1814515	12/11/2017	270	1,400.00	

Run Date: 1/2/2018  
 Run Time: 11:33:06AM

### Demand Account Activity

Start Date: 12/1/2017      End Date: 12/31/2017

Page: 15  
 User: 0

Jnl. Entry	Ref #	Trx. Date	Ledger	Debit Amount	Credit Amount
1385288	172701209 AIRS D€	12/11/2017	270	1,179.19	
1385317	1814496	12/11/2017	270	1,078.00	
1385356	1814516	12/11/2017	270	1,025.00	
1385373	1814521	12/11/2017	270	1,022.50	
1385316	1814495	12/11/2017	270	570.00	
1385291	1814469	12/11/2017	270	462.00	
1385401	1814558	12/11/2017	270	420.16	
1385314	1814493	12/11/2017	270	380.00	
1385360	1814517	12/11/2017	270	343.00	
1385362	1814518	12/11/2017	270	300.00	
1385319	1814497	12/11/2017	270	100.00	
1385418	Back Out Journal Er	12/11/2017	270	85.22	
1385365	1814519	12/11/2017	270	60.00	
1385310	1814491	12/11/2017	270	53.76	
1385320	1814498	12/11/2017	270	15.20	
1385322	1814499	12/11/2017	270	15.20	
1385323	1814500	12/11/2017	270	9.60	
1385028	DFA EFT REV 12/1'	12/11/2017	270		24,650.29
1385276	172101201	12/11/2017	270		621,000.00
1385277	172701202	12/11/2017	270		13,420,912.10
1385332	172701203	12/11/2017	270		15,008.17
1385342	172701206	12/11/2017	270		29,530,373.46
1385391	173981204	12/11/2017	270		155,132,312.17
1385406	172701215	12/11/2017	270		11,631,695.88
1385412	172701216	12/11/2017	270		85.22
1385838	172601201	12/12/2017	270	26,000,000.00	
1385729	172701207 AIRS TA	12/12/2017	270	18,373,857.24	
1385831	1814658	12/12/2017	270	1,948,552.36	
1385731	172701209 AIRS D€	12/12/2017	270	1,517,075.02	
1385851	1814676	12/12/2017	270	1,372,462.60	
1385835	1814660	12/12/2017	270	538,640.24	
1385814	1814643	12/12/2017	270	185,426.32	
1385435	172701201	12/12/2017	270	168,000.00	
1385833	1814659	12/12/2017	270	145,102.97	
1385775	1814614	12/12/2017	270	78,971.38	
1385813	1814642	12/12/2017	270	66,344.59	
1385773	1814612	12/12/2017	270	56,957.88	
1385730	172701208 AIRS TA	12/12/2017	270	35,970.88	
1385830	1814657	12/12/2017	270	28,368.17	
1385818	1814645	12/12/2017	270	18,551.73	
1385819	1814646	12/12/2017	270	16,031.01	
1385853	1814678	12/12/2017	270	13,294.68	
1385850	1814675	12/12/2017	270	8,159.22	
1385828	1814655	12/12/2017	270	8,060.00	
1385772	1814611	12/12/2017	270	7,481.51	
1385764	1814603	12/12/2017	270	6,929.16	
1385820	1814647	12/12/2017	270	6,807.54	
1385816	1814644	12/12/2017	270	4,782.90	
1385757	1814596	12/12/2017	270	4,603.00	
1385796	1814669	12/12/2017	270	4,462.83	
1385777	1814616	12/12/2017	270	3,392.00	
1385825	1814652	12/12/2017	270	3,354.66	
1385733	172701211 AIRS D€	12/12/2017	270	3,206.46	
1385755	1814594	12/12/2017	270	3,135.00	
1385765	1814604	12/12/2017	270	3,090.60	
1385824	1814651	12/12/2017	270	2,594.33	

Run Date: 1/2/2018  
 Run Time: 11:33:06AM

### Demand Account Activity

Page: 16  
 User: 0

Start Date: 12/1/2017      End Date: 12/31/2017

Jnl. Entry	Ref #	Trx. Date	Ledger	Debit Amount	Credit Amount
1385821	1814648	12/12/2017	270	2,594.23	
1385774	1814613	12/12/2017	270	2,432.49	
1385776	1814615	12/12/2017	270	2,319.07	
1385768	1814607	12/12/2017	270	1,920.00	
1385766	1814605	12/12/2017	270	1,812.50	
1385845	1814670	12/12/2017	270	1,500.00	
1385829	1814656	12/12/2017	270	1,257.50	
1385767	1814606	12/12/2017	270	1,250.00	
1385732	172701210 AIRS DE	12/12/2017	270	1,176.46	
1385842	1814664	12/12/2017	270	1,146.08	
1385846	1814671	12/12/2017	270	1,072.33	
1385847	1814672	12/12/2017	270	887.52	
1385848	1814673	12/12/2017	270	817.24	
1385826	1814653	12/12/2017	270	693.07	
1385840	1814663	12/12/2017	270	667.88	
1385759	1814598	12/12/2017	270	653.00	
1385756	1814595	12/12/2017	270	600.00	
1385849	1814674	12/12/2017	270	497.55	
1385758	1814597	12/12/2017	270	390.00	
1385769	1814608	12/12/2017	270	120.00	
1385760	1814599	12/12/2017	270	115.00	
1385822	1814649	12/12/2017	270	100.00	
1385423	1814571	12/12/2017	270	86.64	
1385823	1814650	12/12/2017	270	75.00	
1385839	1814662	12/12/2017	270	73.96	
1385771	1814610	12/12/2017	270	70.64	
1385827	1814654	12/12/2017	270	30.33	
1385852	1814677	12/12/2017	270	22.44	
1385422	1814570	12/12/2017	270	13.08	
1385770	1814609	12/12/2017	270	8.50	
1385761	1814600	12/12/2017	270	7.60	
1385762	1814601	12/12/2017	270	7.60	
1385837	1814661	12/12/2017	270	5.08	
1385763	1814602	12/12/2017	270	4.80	
1385432	DFA EFT REV 12/11	12/12/2017	270		10,232.55
1385734	172701202	12/12/2017	270		9,344,465.59
1385743	172701203	12/12/2017	270		28,953,500.00
1385784	172701204	12/12/2017	270		5,491,584.17
1385789	172701205	12/12/2017	270		7,069,738.62
1386157	172701207 AIRS TA	12/13/2017	270	38,179,743.38	
1386175	172701204	12/13/2017	270	11,134,833.34	
1386166	1814695	12/13/2017	270	7,330,604.49	
1386209	1814731	12/13/2017	270	3,956,642.98	
1386208	1814730	12/13/2017	270	1,587,693.75	
1386290	1814805	12/13/2017	270	1,512,398.00	
1386243	1814772	12/13/2017	270	1,185,144.70	
1386177	1814807	12/13/2017	270	416,994.54	
1386170	1814699	12/13/2017	270	281,900.00	
1386232	1814798	12/13/2017	270	276,004.07	
1386284	1814803	12/13/2017	270	147,869.80	
1386280	1814797	12/13/2017	270	118,916.19	
1386152	1814689	12/13/2017	270	107,267.00	
1386161	1814690	12/13/2017	270	70,911.00	
1386168	1814697	12/13/2017	270	70,597.85	
1386171	1814700	12/13/2017	270	61,061.26	
1386210	1814732	12/13/2017	270	53,822.44	

Run Date: 1/2/2018  
 Run Time: 11:33:06AM

### Demand Account Activity

Page: 17  
 User: 0

Start Date: 12/1/2017      End Date: 12/31/2017

Jnl. Entry	Ref #	Trx. Date	Ledger	Debit Amount	Credit Amount
1386167	1814696	12/13/2017	270	33,936.31	
1386281	1814799	12/13/2017	270	26,143.36	
1386158	172701208 AIRS TA	12/13/2017	270	25,291.18	
1386244	1814759	12/13/2017	270	24,456.38	
1386235	1814755	12/13/2017	270	22,642.40	
1386238	1814757	12/13/2017	270	22,368.25	
1386211	1814733	12/13/2017	270	18,992.87	
1386245	1814760	12/13/2017	270	15,852.15	
1386193	1814800	12/13/2017	270	11,485.34	
1386237	1814756	12/13/2017	270	10,796.12	
1386291	1814806	12/13/2017	270	10,169.81	
1386254	1814774	12/13/2017	270	9,190.00	
1386239	1814758	12/13/2017	270	8,062.00	
1386169	1814698	12/13/2017	270	7,719.00	
1386233	1814753	12/13/2017	270	5,066.55	
1386246	1814761	12/13/2017	270	3,904.47	
1386247	1814762	12/13/2017	270	3,730.42	
1386174	1814706	12/13/2017	270	3,085.00	
1386282	1814801	12/13/2017	270	2,968.03	
1386182	1814708	12/13/2017	270	2,821.00	
1386159	172701209 AIRS DE	12/13/2017	270	2,640.43	
1386195	1814721	12/13/2017	270	1,658.13	
1386256	1814775	12/13/2017	270	1,641.50	
1386283	1814802	12/13/2017	270	1,360.48	
1386242	1814771	12/13/2017	270	1,333.88	
1386248	1814763	12/13/2017	270	1,324.87	
1386163	1814692	12/13/2017	270	1,172.50	
1386249	1814764	12/13/2017	270	1,059.00	
1386212	1814734	12/13/2017	270	1,047.04	
1386289	1814804	12/13/2017	270	983.50	
1386181	1814707	12/13/2017	270	590.00	
1386164	1814693	12/13/2017	270	420.00	
1386253	1814773	12/13/2017	270	230.56	
1386183	1814709	12/13/2017	270	230.00	
1386189	1814715	12/13/2017	270	225.00	
1386234	1814754	12/13/2017	270	174.00	
1386190	1814716	12/13/2017	270	123.00	
1386184	1814710	12/13/2017	270	110.00	
1386250	1814765	12/13/2017	270	75.52	
1386191	1814717	12/13/2017	270	75.00	
1386162	1814691	12/13/2017	270	55.00	
1386185	1814711	12/13/2017	270	50.00	
1386240	1814769	12/13/2017	270	40.00	
1386165	1814694	12/13/2017	270	36.72	
1386186	1814712	12/13/2017	270	22.80	
1386187	1814713	12/13/2017	270	22.80	
1386188	1814714	12/13/2017	270	14.40	
1386241	1814770	12/13/2017	270	12.00	
1386251	1814766	12/13/2017	270	8.00	
1386141	1814767	12/13/2017	270	4.00	
1386236	1814768	12/13/2017	270	4.00	
1386213	1814735	12/13/2017	270	0.20	
1385854	DFA EFT REV 12/13	12/13/2017	270		6,048.00
1386143	172701201	12/13/2017	270		1,086,000.00
1386144	172701202	12/13/2017	270		7,330,604.49
1386146	172701203	12/13/2017	270		8,647,943.43

Run Date: 1/2/2018  
 Run Time: 11:33:06AM

### Demand Account Activity

Start Date: 12/1/2017      End Date: 12/31/2017

Page: 18  
 User: 0

Jnl. Entry	Ref #	Trx. Date	Ledger	Debit Amount	Credit Amount
1386199	172701205	12/13/2017	270		14,694,788.47
1386252	182701202	12/13/2017	270		35,000,000.00
1386743	172601201	12/14/2017	270	159,000,000.00	
1386749	Correct Journal Entr	12/14/2017	270	158,000,000.00	
1386636	1814884	12/14/2017	270	59,393,826.74	
1386574	172701207 AIRS TA	12/14/2017	270	45,156,314.16	
1386580	173001204	12/14/2017	270	25,000,000.00	
1386718	Correct Journal Entr	12/14/2017	270	25,000,000.00	
1386750	1814961	12/14/2017	270	4,667,051.98	
1386724	1814948	12/14/2017	270	1,603,031.49	
1386581	172701202	12/14/2017	270	1,000,000.00	
1386596	1814827	12/14/2017	270	760,000.00	
1386598	1814828	12/14/2017	270	676,000.00	
1386673	1814894	12/14/2017	270	320,000.00	
1386740	1814962	12/14/2017	270	275,000.00	
1386599	1814829	12/14/2017	270	254,000.00	
1386611	1814836	12/14/2017	270	183,004.91	
1386651	1814878	12/14/2017	270	177,910.77	
1386751	1814963	12/14/2017	270	175,000.00	
1386601	1814830	12/14/2017	270	130,000.00	
1386726	1814950	12/14/2017	270	82,791.62	
1386706	1814954	12/14/2017	270	75,000.00	
1386655	1814885	12/14/2017	270	62,767.86	
1386725	1814949	12/14/2017	270	55,360.92	
1386747	1814960	12/14/2017	270	54,354.00	
1386656	1814886	12/14/2017	270	53,648.38	
1386575	172701208 AIRS TA	12/14/2017	270	44,289.34	
1386658	1814887	12/14/2017	270	43,756.74	
1386653	1814879	12/14/2017	270	37,164.14	
1386608	1814834	12/14/2017	270	35,027.93	
1386661	1814888	12/14/2017	270	28,461.65	
1386589	1814837	12/14/2017	270	28,222.48	
1386603	1814831	12/14/2017	270	20,000.00	
1386597	1814840	12/14/2017	270	18,235.00	
1386592	1814838	12/14/2017	270	16,472.34	
1386610	1814835	12/14/2017	270	14,476.00	
1386605	1814832	12/14/2017	270	14,000.00	
1386594	1814839	12/14/2017	270	13,332.71	
1386722	1814946	12/14/2017	270	12,197.50	
1386663	1814889	12/14/2017	270	9,676.68	
1386578	172701210 AIRS DE	12/14/2017	270	9,228.14	
1386739	1814953	12/14/2017	270	8,054.73	
1386591	1814825	12/14/2017	270	8,050.00	
1386606	1814833	12/14/2017	270	8,000.00	
1386602	1814859	12/14/2017	270	5,635.00	
1386674	1814895	12/14/2017	270	4,569.45	
1386728	1814952	12/14/2017	270	3,580.95	
1386745	1814958	12/14/2017	270	3,532.00	
1386721	1814945	12/14/2017	270	3,472.61	
1386741	1814955	12/14/2017	270	3,325.00	
1386712	1814918	12/14/2017	270	2,775.00	
1386710	1814917	12/14/2017	270	1,782.50	
1386600	1814841	12/14/2017	270	1,550.00	
1386609	1814844	12/14/2017	270	1,453.00	
1386604	1814860	12/14/2017	270	1,070.00	
1386727	1814951	12/14/2017	270	1,053.41	

Run Date: 1/2/2018  
 Run Time: 11:33:06AM

### Demand Account Activity

Start Date: 12/1/2017      End Date: 12/31/2017

Page: 19  
 User: 0

Jnl. Entry	Ref #	Trx. Date	Ledger	Debit Amount	Credit Amount
1386744	1814957	12/14/2017	270	900.00	
1386660	1814880	12/14/2017	270	791.77	
1386746	1814959	12/14/2017	270	610.00	
1386662	1814881	12/14/2017	270	531.13	
1386717	1814942	12/14/2017	270	500.00	
1386577	172701209 AIRS DE	12/14/2017	270	472.79	
1386742	1814956	12/14/2017	270	435.00	
1386667	1814890	12/14/2017	270	337.42	
1386664	1814882	12/14/2017	270	300.00	
1386723	1814947	12/14/2017	270	244.40	
1386616	1814846	12/14/2017	270	210.00	
1386668	1814891	12/14/2017	270	200.02	
1386613	1814845	12/14/2017	270	150.00	
1386622	1814850	12/14/2017	270	110.00	
1386719	1814943	12/14/2017	270	100.00	
1386593	1814826	12/14/2017	270	100.00	
1386618	1814847	12/14/2017	270	45.60	
1386619	1814848	12/14/2017	270	45.60	
1386621	1814849	12/14/2017	270	28.80	
1386669	1814892	12/14/2017	270	28.55	
1386720	1814944	12/14/2017	270	23.26	
1386671	1814893	12/14/2017	270	20.23	
18148	1814851	12/14/2017	270	4.25	
1386665	1814883	12/14/2017	270	0.41	
1386560	172701201	12/14/2017	270		8,115,872.57
1386595	172701203	12/14/2017	270		280,308,015.28
1386617	172701204	12/14/2017	270		3,993,877.78
1386623	172701205	12/14/2017	270		647,000.00
1386708	172701206	12/14/2017	270		5,694,080.95
1386711	Back Out Journal Er	12/14/2017	270		25,000,000.00
1386748	Back Out Journal Er	12/14/2017	270		159,000,000.00
1387088	172701201	12/15/2017	270	72,016,797.45	
1387170	172601201	12/15/2017	270	32,000,000.00	
1387014	172701207 AIRS TA	12/15/2017	270	22,977,113.40	
1387145	1815109	12/15/2017	270	12,599,350.70	
1387031	1814991	12/15/2017	270	8,099,072.48	
1387111	1815053	12/15/2017	270	7,566,076.20	
1387090	172701202	12/15/2017	270	4,142,359.31	
1387053	1815042	12/15/2017	270	2,751,212.80	
1387099	1815043	12/15/2017	270	1,646,503.06	
1387087	1815041	12/15/2017	270	814,423.07	
1387112	1815054	12/15/2017	270	773,229.97	
1387110	1815071	12/15/2017	270	724,416.79	
1387149	1815110	12/15/2017	270	436,966.00	
1387084	1815063	12/15/2017	270	377,274.98	
1387113	1815055	12/15/2017	270	279,494.19	
1387133	1815059	12/15/2017	270	266,718.16	
1387143	1815105	12/15/2017	270	234,249.60	
1387171	1815113	12/15/2017	270	214,281.75	
1387103	1815044	12/15/2017	270	212,840.00	
1387134	1815060	12/15/2017	270	211,860.00	
1387119	1815056	12/15/2017	270	99,517.97	
1387089	1815061	12/15/2017	270	98,461.81	
1387027	1814987	12/15/2017	270	90,236.69	
1387129	1815057	12/15/2017	270	60,578.36	
1387015	172701208 AIRS TA	12/15/2017	270	46,244.30	

Run Date: 1/2/2018  
 Run Time: 11:33:06AM

### Demand Account Activity

Page: 20  
 User: 0

Start Date: 12/1/2017      End Date: 12/31/2017

Jnl. Entry	Ref #	Trx. Date	Ledger	Debit Amount	Credit Amount
1387107	1815046	12/15/2017	270	46,183.03	
1387105	1815045	12/15/2017	270	41,888.62	
1387017	172701210 AIRS DE	12/15/2017	270	28,334.64	
1387098	1815064	12/15/2017	270	26,562.42	
1387028	1814988	12/15/2017	270	24,456.45	
1387029	1814989	12/15/2017	270	23,195.40	
1387032	1814992	12/15/2017	270	20,431.42	
1387144	1815107	12/15/2017	270	20,420.00	
1387159	1815112	12/15/2017	270	13,382.90	
1387131	1815099	12/15/2017	270	10,793.68	
1387093	1815062	12/15/2017	270	9,082.66	
1387030	1814990	12/15/2017	270	9,057.15	
1387043	1815100	12/15/2017	270	8,988.00	
1387132	1815058	12/15/2017	270	8,986.72	
1387101	1815066	12/15/2017	270	6,142.67	
1386757	1815003	12/15/2017	270	4,857.00	
1386768	1814977	12/15/2017	270	4,676.50	
1387083	1815039	12/15/2017	270	4,205.00	
1387033	1814993	12/15/2017	270	3,807.01	
1387138	1815101	12/15/2017	270	3,659.00	
1387137	1815102	12/15/2017	270	3,659.00	
1387140	1815103	12/15/2017	270	3,659.00	
1387044	1815005	12/15/2017	270	2,160.00	
1387057	1815016	12/15/2017	270	1,997.32	
1387055	1815040	12/15/2017	270	1,687.50	
1386764	1814973	12/15/2017	270	1,600.00	
1386766	1814975	12/15/2017	270	1,500.00	
1387054	1815007	12/15/2017	270	1,481.00	
1387114	1815087	12/15/2017	270	1,142.84	
1387016	172701209 AIRS DE	12/15/2017	270	901.49	
1387142	1815104	12/15/2017	270	817.73	
1387034	1814994	12/15/2017	270	647.00	
1386762	1814971	12/15/2017	270	616.54	
1387050	1815006	12/15/2017	270	420.00	
1387046	1815004	12/15/2017	270	410.00	
1386763	1814972	12/15/2017	270	329.17	
1386770	1814979	12/15/2017	270	315.00	
1387100	1815065	12/15/2017	270	314.06	
1387045	1815008	12/15/2017	270	200.00	
1387172	1815114	12/15/2017	270	194.00	
1387102	1815067	12/15/2017	270	181.44	
1386769	1814978	12/15/2017	270	147.25	
1387104	1815068	12/15/2017	270	82.19	
1386765	1814974	12/15/2017	270	79.54	
1387035	1814995	12/15/2017	270	55.00	
1386767	1814976	12/15/2017	270	54.00	
1387047	1815009	12/15/2017	270	15.20	
1387049	1815010	12/15/2017	270	15.20	
1387052	1815011	12/15/2017	270	9.60	
1387106	1815069	12/15/2017	270	2.28	
1387109	1815070	12/15/2017	270	0.24	
1387042	DFA EFT REV	12/15/2017	270		51,552.84
1387051	DSMV E TICKET RE	12/15/2017	270		2.00
1387018	172701201	12/15/2017	270		13,235,344.24
1387019	172701202	12/15/2017	270		870,000.00
1387020	172701203	12/15/2017	270		8,099,072.48



Run Date: 1/2/2018  
 Run Time: 11:33:06AM

### Demand Account Activity

Page: 21  
 User: 0

Start Date: 12/1/2017      End Date: 12/31/2017

Jnl. Entry	Ref #	Trx. Date	Ledger	Debit Amount	Credit Amount
1387167	172701206	12/15/2017	270		147,131,268.86
1387196	172701207	12/18/2017	270	123,154,385.48	
1387533	1815189	12/18/2017	270	22,366,641.76	
1387509	172701205	12/18/2017	270	1,101,774.31	
1387584	1815231	12/18/2017	270	604,857.15	
1387561	1815208	12/18/2017	270	449,228.41	
1387193	1815128	12/18/2017	270	305,478.00	
1387469	1815130	12/18/2017	270	149,714.71	
1387563	1815209	12/18/2017	270	96,632.24	
1387468	1815129	12/18/2017	270	86,666.00	
1387497	1815153	12/18/2017	270	85,583.93	
1387547	1815190	12/18/2017	270	83,498.28	
1387496	1815191	12/18/2017	270	71,556.92	
1387470	1815131	12/18/2017	270	66,694.79	
1387592	1815240	12/18/2017	270	46,458.17	
1387168	1815116	12/18/2017	270	38,263.00	
1387550	1815206	12/18/2017	270	37,375.31	
1387587	1815233	12/18/2017	270	34,500.00	
1387546	1815185	12/18/2017	270	31,493.98	
1387537	1815193	12/18/2017	270	26,245.20	
1387199	172701209 AIRS DE	12/18/2017	270	24,933.31	
1387538	1815194	12/18/2017	270	22,069.04	
1387586	1815232	12/18/2017	270	19,932.93	
1387536	1815192	12/18/2017	270	17,433.00	
1387530	1815186	12/18/2017	270	12,639.48	
1387591	1815237	12/18/2017	270	10,525.00	
1387579	1815228	12/18/2017	270	9,932.67	
1387564	1815210	12/18/2017	270	9,712.60	
1387588	1815234	12/18/2017	270	9,280.00	
1387590	1815236	12/18/2017	270	9,185.00	
1387589	1815235	12/18/2017	270	8,170.00	
1387585	1815238	12/18/2017	270	7,335.00	
1387581	1815229	12/18/2017	270	6,314.00	
1387540	1815207	12/18/2017	270	5,378.31	
1387593	1815239	12/18/2017	270	5,367.69	
1387531	1815187	12/18/2017	270	4,821.65	
1387554	1815200	12/18/2017	270	4,255.00	
1387200	172701210 AIRS DE	12/18/2017	270	3,502.89	
1387501	1815155	12/18/2017	270	3,335.00	
1387488	1815146	12/18/2017	270	3,306.00	
1387548	1815205	12/18/2017	270	3,253.85	
1387578	1815224	12/18/2017	270	1,742.00	
1387580	1815225	12/18/2017	270	1,622.50	
1387532	1815188	12/18/2017	270	1,500.78	
1387198	172701208 AIRS TA	12/18/2017	270	1,200.00	
1387471	1815132	12/18/2017	270	898.40	
1387565	1815211	12/18/2017	270	877.74	
1387582	1815230	12/18/2017	270	743.10	
1387502	1815156	12/18/2017	270	640.00	
1387555	1815201	12/18/2017	270	612.50	
1387577	1815227	12/18/2017	270	600.00	
1387490	1815148	12/18/2017	270	581.00	
1387545	1815196	12/18/2017	270	571.98	
1387566	1815212	12/18/2017	270	363.72	
1387567	1815213	12/18/2017	270	344.82	
1387583	1815226	12/18/2017	270	300.00	

Run Date: 1/2/2018  
 Run Time: 11:33:06AM

### Demand Account Activity

Start Date: 12/1/2017      End Date: 12/31/2017

Page: 22  
 User: 0

Jnl. Entry	Ref #	Trx. Date	Ledger	Debit Amount	Credit Amount
1387489	1815147	12/18/2017	270	280.00	
1387491	1815149	12/18/2017	270	110.00	
1387472	1815133	12/18/2017	270	100.40	
1387551	1815197	12/18/2017	270	93.13	
1387498	1815154	12/18/2017	270	66.22	
1387492	1815150	12/18/2017	270	15.20	
1387494	1815151	12/18/2017	270	15.20	
1387495	1815152	12/18/2017	270	9.60	
1387552	1815198	12/18/2017	270	1.99	
1387539	1815195	12/18/2017	270	1.00	
1387553	1815199	12/18/2017	270	0.30	
1387178	172701201	12/18/2017	270	0.08	
1387197	DFA EFT REV 12/18	12/18/2017	270		160,132.95
1387480	EticRevDSMV acct#	12/18/2017	270		200.00
1387478	172701203	12/18/2017	270		9,079,153.23
1387479	172701204	12/18/2017	270		75,371,679.61
1387511	172701206	12/18/2017	270		1,101,774.31
1387179	172701202	12/18/2017	270		2,216,000.00
1387562	172701206	12/18/2017	270		51,564,402.31
1387549	172801201	12/18/2017	270		9,000,000.00
1388148	172701207 AIRS TA	12/19/2017	270	101,490,572.52	
1388179	1815281	12/19/2017	270	8,198,559.28	
1388237	173151201	12/19/2017	270	7,518,486.90	
1388204	1815318	12/19/2017	270	1,505,630.97	
1388157	1815325	12/19/2017	270	1,321,376.88	
1388246	1815349	12/19/2017	270	923,000.00	
1388122	1815252	12/19/2017	270	542,417.57	
1388130	1815256	12/19/2017	270	427,879.20	
1388132	1815257	12/19/2017	270	222,784.77	
1388134	1815258	12/19/2017	270	188,205.93	
1388152	1815267	12/19/2017	270	129,223.20	
1388154	1815316	12/19/2017	270	89,457.23	
1388136	1815259	12/19/2017	270	75,078.62	
1388140	1815260	12/19/2017	270	61,838.10	
1388139	1815261	12/19/2017	270	47,053.09	
1388147	1815264	12/19/2017	270	31,197.02	
1388142	1815262	12/19/2017	270	28,595.44	
1388236	1815338	12/19/2017	270	18,960.86	
1388208	1815319	12/19/2017	270	17,692.36	
1388222	172701203	12/19/2017	270	10,450.00	
1388209	1815320	12/19/2017	270	8,234.91	
1388124	1815253	12/19/2017	270	7,972.84	
1388144	1815263	12/19/2017	270	7,761.75	
1388126	1815254	12/19/2017	270	5,581.99	
1388187	1815301	12/19/2017	270	5,320.00	
1388128	1815255	12/19/2017	270	4,728.58	
1388210	1815321	12/19/2017	270	3,809.07	
1388143	1815272	12/19/2017	270	3,791.00	
1388207	1815317	12/19/2017	270	3,266.92	
1388160	1815274	12/19/2017	270	2,490.00	
1388153	1815268	12/19/2017	270	2,240.00	
1388211	1815322	12/19/2017	270	1,430.60	
1388188	1815302	12/19/2017	270	775.00	
1388149	1815265	12/19/2017	270	693.45	
1388161	1815275	12/19/2017	270	480.00	
1388162	1815276	12/19/2017	270	446.00	

Run Date: 1/2/2018  
 Run Time: 11:33:06AM

### Demand Account Activity

Page: 23  
 User: 0

Start Date: 12/1/2017      End Date: 12/31/2017

Jnl. Entry	Ref #	Trx. Date	Ledger	Debit Amount	Credit Amount
1388159	1815273	12/19/2017	270	330.00	
1388238	1815339	12/19/2017	270	241.30	
1388215	1815326	12/19/2017	270	179.49	
1388239	1815340	12/19/2017	270	150.00	
1388240	1815341	12/19/2017	270	150.00	
1388216	1815327	12/19/2017	270	139.00	
1388189	1815303	12/19/2017	270	75.00	
1388163	1815277	12/19/2017	270	50.00	
1388186	1815298	12/19/2017	270	50.00	
1388150	1815266	12/19/2017	270	17.44	
1388164	1815278	12/19/2017	270	15.20	
1388166	1815279	12/19/2017	270	15.20	
1388167	1815280	12/19/2017	270	9.60	
1388127	172701202	12/19/2017	270	5.00	
1388212	1815323	12/19/2017	270	3.34	
1388213	1815324	12/19/2017	270	0.77	
1388158	DFA EFT REV 12/19/2017	12/19/2017	270		17,382.24
1388220	172701201	12/19/2017	270		78,575,625.95
1388221	172701202	12/19/2017	270		10,450.00
1388224	172701204	12/19/2017	270		8,126,088.36
1388125	172701201	12/19/2017	270		1,578,000.00
1388151	172701203	12/19/2017	270		13,334,099.22
1388247	172601201	12/19/2017	270		21,000,000.00
1388682	182701210	12/20/2017	270	101,000,000.00	
1388589	172701207 AIRS TA	12/20/2017	270	37,419,997.74	
1388584	1815366	12/20/2017	270	17,529,903.79	
1388649	1815426	12/20/2017	270	17,516,869.80	
1388613	Back Out Journal Er	12/20/2017	270	6,818,741.71	
1388712	1815482	12/20/2017	270	5,957,915.53	
1388716	Back Out Journal Er	12/20/2017	270	2,000,000.00	
1388650	1815427	12/20/2017	270	1,450,508.94	
1388644	182701206	12/20/2017	270	1,300,000.00	
1388643	1815421	12/20/2017	270	1,254,092.70	
1388685	1815464	12/20/2017	270	843,201.70	
1388704	1815481	12/20/2017	270	565,995.51	
1388653	1815428	12/20/2017	270	424,135.71	
1388690	1815475	12/20/2017	270	285,685.00	
1388713	1815483	12/20/2017	270	276,195.09	
1388578	1815361	12/20/2017	270	185,050.34	
1388619	1815397	12/20/2017	270	165,000.00	
1388579	1815362	12/20/2017	270	153,794.62	
1388580	1815363	12/20/2017	270	143,470.14	
1388645	1815422	12/20/2017	270	129,414.60	
1388698	1815476	12/20/2017	270	89,230.00	
1388656	1815429	12/20/2017	270	86,990.40	
1388620	1815398	12/20/2017	270	68,417.04	
1388660	1815433	12/20/2017	270	59,494.77	
1388657	1815430	12/20/2017	270	45,733.80	
1388666	1815438	12/20/2017	270	39,929.40	
1388590	172701208 AIRS TA	12/20/2017	270	37,514.77	
1388586	1815367	12/20/2017	270	35,100.75	
1388661	1815434	12/20/2017	270	31,772.16	
1388691	1815465	12/20/2017	270	20,629.12	
1388646	1815423	12/20/2017	270	19,351.41	
1388259	1815357	12/20/2017	270	18,218.57	
1388612	1815391	12/20/2017	270	18,115.00	

Run Date: 1/2/2018  
 Run Time: 11:33:06AM

### Demand Account Activity

Page: 24  
 User: 0

Start Date: 12/1/2017      End Date: 12/31/2017

Jnl. Entry	Ref #	Trx. Date	Ledger	Debit Amount	Credit Amount
1388684	1815463	12/20/2017	270	16,372.12	
1388662	1815435	12/20/2017	270	10,889.70	
1388658	1815431	12/20/2017	270	7,106.54	
1388714	1815484	12/20/2017	270	5,237.75	
1388592	172701210 AIRS DE	12/20/2017	270	4,710.29	
1388621	1815399	12/20/2017	270	3,864.00	
1388664	1815436	12/20/2017	270	3,650.00	
1388700	1815472	12/20/2017	270	3,475.00	
1388705	1815480	12/20/2017	270	2,790.00	
1388665	1815437	12/20/2017	270	2,639.92	
1388623	1815401	12/20/2017	270	2,385.00	
1388581	1815364	12/20/2017	270	2,049.48	
1388667	1815439	12/20/2017	270	1,845.31	
1388679	1815462	12/20/2017	270	1,772.81	
1388647	1815424	12/20/2017	270	1,260.00	
1388692	1815466	12/20/2017	270	1,170.52	
1388659	1815432	12/20/2017	270	920.63	
1388591	172701209 AIRS DE	12/20/2017	270	818.14	
1388699	1815471	12/20/2017	270	780.00	
1388701	1815477	12/20/2017	270	776.00	
1388648	1815425	12/20/2017	270	756.00	
1388625	1815403	12/20/2017	270	736.00	
1388668	1815440	12/20/2017	270	660.00	
1388702	1815473	12/20/2017	270	485.00	
1388624	1815402	12/20/2017	270	450.00	
1388583	1815365	12/20/2017	270	425.52	
1388697	1815470	12/20/2017	270	340.00	
1388622	1815400	12/20/2017	270	320.00	
1388669	1815441	12/20/2017	270	279.25	
1388695	1815468	12/20/2017	270	260.00	
1388609	182701202	12/20/2017	270	205.00	
1388626	1815404	12/20/2017	270	130.00	
1388694	1815467	12/20/2017	270	59.03	
1388614	1815392	12/20/2017	270	30.40	
1388615	1815393	12/20/2017	270	30.40	
1388617	1815395	12/20/2017	270	25.00	
1388703	1815474	12/20/2017	270	20.00	
1388616	1815394	12/20/2017	270	19.20	
1388696	1815469	12/20/2017	270	8.50	
1388618	1815396	12/20/2017	270	1.00	
1388606	DFA EFT REV 12/20	12/20/2017	270		25,994.83
1388608	182701201	12/20/2017	270		6,818,741.71
1388707	182701208	12/20/2017	270		128,920,364.58
1388708	182701209	12/20/2017	270		29,417,564.23
1388710	182701211	12/20/2017	270		2,000,000.00
1388561	172701201	12/20/2017	270		17,529,903.79
1388717	Correct Journal Entr	12/20/2017	270		3,000,000.00
1388674	Correct Journal Entr	12/20/2017	270		6,818,741.71
1388715	182701211	12/20/2017	270		2,370,000.00
1389910	1815609	12/21/2017	270	102,070,689.92	
1389829	172701207 AIRS TA	12/21/2017	270	89,135,083.05	
1389891	1815597	12/21/2017	270	9,374,583.35	
1389850	172601201	12/21/2017	270	9,000,000.00	
1389792	1815530	12/21/2017	270	2,500,000.00	
1389793	1815531	12/21/2017	270	2,500,000.00	
1389906	1815608	12/21/2017	270	1,282,524.41	

Run Date: 1/2/2018  
Run Time: 11:33:06AM

### Demand Account Activity

Start Date: 12/1/2017 End Date: 12/31/2017

Page: 25  
User: 0

Jnl. Entry	Ref #	Trx. Date	Ledger	Debit Amount	Credit Amount
1389939	1815625	12/21/2017	270	536,819.53	
1389780	1815518	12/21/2017	270	528,624.15	
1389920	1815612	12/21/2017	270	471,719.50	
1389938	1815624	12/21/2017	270	402,701.41	
1389769	1815534	12/21/2017	270	241,020.45	
1389968	1815671	12/21/2017	270	187,170.16	
1389791	1815529	12/21/2017	270	168,560.36	
1389781	1815519	12/21/2017	270	163,780.00	
1389818	1815545	12/21/2017	270	151,751.00	
1389871	1815577	12/21/2017	270	133,805.94	
1389918	1815611	12/21/2017	270	122,181.80	
1389895	1815600	12/21/2017	270	111,259.34	
1389790	1815528	12/21/2017	270	109,812.56	
1389789	1815527	12/21/2017	270	104,136.50	
1389937	1815623	12/21/2017	270	86,709.34	
1389788	1815526	12/21/2017	270	78,939.82	
1389775	1815513	12/21/2017	270	66,206.54	
1389879	1815586	12/21/2017	270	57,559.20	
1389776	1815514	12/21/2017	270	53,628.47	
1389795	1815533	12/21/2017	270	39,974.62	
1389967	1815670	12/21/2017	270	31,129.49	
1389787	1815525	12/21/2017	270	28,332.01	
1389830	172701208 AIRS TA	12/21/2017	270	22,079.89	
1389905	1815607	12/21/2017	270	22,037.87	
1389767	1815511	12/21/2017	270	16,255.00	
1389809	1815541	12/21/2017	270	15,791.00	
1389786	1815524	12/21/2017	270	14,840.54	
1389777	1815515	12/21/2017	270	14,535.00	
1389894	1815599	12/21/2017	270	14,463.86	
1389832	172701210 AIRS DE	12/21/2017	270	12,941.41	
1389882	1815589	12/21/2017	270	10,273.66	
1389785	1815523	12/21/2017	270	9,919.71	
1389904	1815606	12/21/2017	270	9,866.00	
1389916	1815610	12/21/2017	270	9,607.01	
1389903	1815605	12/21/2017	270	7,868.66	
1389902	1815604	12/21/2017	270	7,096.63	
1389802	1815539	12/21/2017	270	6,645.00	
1389901	1815603	12/21/2017	270	6,154.28	
1389784	1815522	12/21/2017	270	5,959.14	
1389921	1815654	12/21/2017	270	4,257.42	
1389892	1815598	12/21/2017	270	3,802.75	
1389778	1815516	12/21/2017	270	3,570.00	
1389884	1815591	12/21/2017	270	3,490.00	
1389774	1815512	12/21/2017	270	3,465.00	
1389899	1815602	12/21/2017	270	2,780.34	
1389919	1815653	12/21/2017	270	2,692.75	
1389917	1815652	12/21/2017	270	2,228.00	
1389915	1815651	12/21/2017	270	2,160.00	
1389878	1815585	12/21/2017	270	2,085.64	
1389794	1815532	12/21/2017	270	1,899.08	
1389897	1815601	12/21/2017	270	1,772.83	
1389870	1815576	12/21/2017	270	1,765.72	
1389806	1815540	12/21/2017	270	1,330.00	
1389799	1815538	12/21/2017	270	1,260.00	
1389914	1815650	12/21/2017	270	1,200.00	
1389959	1815664	12/21/2017	270	1,180.20	

Run Date: 1/2/2018  
 Run Time: 11:33:06AM

### Demand Account Activity

Page: 26  
 User: 0

Start Date: 12/1/2017      End Date: 12/31/2017

Jnl. Entry	Ref #	Trx. Date	Ledger	Debit Amount	Credit Amount
1389966	1815669	12/21/2017	270	1,071.47	
1389960	1815663	12/21/2017	270	1,039.00	
1389881	1815588	12/21/2017	270	965.15	
1389880	1815587	12/21/2017	270	916.14	
1389965	1815668	12/21/2017	270	650.00	
1389940	1815634	12/21/2017	270	634.00	
1389961	1815665	12/21/2017	270	617.00	
1389958	1815662	12/21/2017	270	574.00	
1389913	1815649	12/21/2017	270	535.00	
1389814	1815543	12/21/2017	270	491.00	
1389912	1815648	12/21/2017	270	435.00	
1389877	1815584	12/21/2017	270	400.00	
1389876	1815583	12/21/2017	270	373.58	
1389875	1815582	12/21/2017	270	341.00	
1389936	1815622	12/21/2017	270	338.64	
1389874	1815581	12/21/2017	270	319.00	
1389873	1815580	12/21/2017	270	244.00	
1389952	1815647	12/21/2017	270	225.00	
1389951	1815646	12/21/2017	270	215.00	
1389831	172701209 AIRS DE	12/21/2017	270	205.38	
1389950	1815645	12/21/2017	270	205.00	
1389935	1815621	12/21/2017	270	200.00	
1389957	1815660	12/21/2017	270	195.00	
1389932	1815644	12/21/2017	270	165.00	
1389949	1815643	12/21/2017	270	140.00	
1389872	1815579	12/21/2017	270	137.00	
1389948	1815642	12/21/2017	270	129.00	
1389783	1815521	12/21/2017	270	126.00	
1389946	1815640	12/21/2017	270	120.00	
1389947	1815641	12/21/2017	270	120.00	
1389945	1815639	12/21/2017	270	100.00	
1389944	1815638	12/21/2017	270	80.00	
1389782	1815520	12/21/2017	270	72.52	
1389943	1815637	12/21/2017	270	70.00	
1389955	1815659	12/21/2017	270	50.00	
1389956	1815661	12/21/2017	270	50.00	
1389813	1815542	12/21/2017	270	50.00	
1389807	1815536	12/21/2017	270	45.60	
1389808	1815537	12/21/2017	270	45.60	
1389942	1815636	12/21/2017	270	45.00	
1389779	1815517	12/21/2017	270	36.23	
1389941	1815635	12/21/2017	270	35.00	
1389803	1815535	12/21/2017	270	28.80	
1389964	1815667	12/21/2017	270	28.00	
1389816	1815544	12/21/2017	270	20.71	
1389883	1815590	12/21/2017	270	17.44	
1389962	1815666	12/21/2017	270	8.00	
1389826	DFA EFT REV 12/2'	12/21/2017	270		12,034.38
1389909	172701203	12/21/2017	270		30,833,690.17
1389773	172701201	12/21/2017	270		23,398,000.00
1389821	172701202	12/21/2017	270		8,486,947.80
1389812	172701203	12/21/2017	270		157,108,638.06
1390455	174701201	12/22/2017	270	115,000,000.00	
1390411	172701213	12/22/2017	270	89,493,428.44	
1390302	172701207 AIRS TA	12/22/2017	270	80,974,610.98	
1390484	172701216	12/22/2017	270	50,000,000.00	

Run Date: 1/2/2018  
 Run Time: 11:33:06AM

### Demand Account Activity

Page: 27  
 User: 0

Start Date: 12/1/2017      End Date: 12/31/2017

Jnl. Entry	Ref #	Trx. Date	Ledger	Debit Amount	Credit Amount
1390320	1815690	12/22/2017	270	17,950,722.71	
1390487	172601201	12/22/2017	270	16,000,000.00	
1390453	1815811	12/22/2017	270	6,616,836.40	
1390478	1815839	12/22/2017	270	1,417,531.49	
1390486	172301201	12/22/2017	270	1,000,000.00	
1390435	1815830	12/22/2017	270	336,515.49	
1390291	172701201	12/22/2017	270	270,000.00	
1390451	1815810	12/22/2017	270	259,759.77	
1390450	1815809	12/22/2017	270	220,015.30	
1390452	1815778	12/22/2017	270	167,306.67	
1390342	1815733	12/22/2017	270	132,286.00	
1390330	1815699	12/22/2017	270	124,569.00	
1390329	1815698	12/22/2017	270	110,104.37	
1390447	1815807	12/22/2017	270	90,235.41	
1390456	1815813	12/22/2017	270	83,909.21	
1390441	1815805	12/22/2017	270	83,879.97	
1390475	1815827	12/22/2017	270	78,129.39	
1390442	1815804	12/22/2017	270	77,104.69	
1390445	1815806	12/22/2017	270	77,047.60	
1390303	172701208 AIRS DE	12/22/2017	270	72,251.44	
1390416	1815803	12/22/2017	270	65,978.28	
1390458	1815815	12/22/2017	270	58,151.99	
1390479	1815831	12/22/2017	270	21,041.45	
1390335	1815704	12/22/2017	270	16,965.88	
1390328	1815697	12/22/2017	270	15,974.72	
1390327	1815696	12/22/2017	270	11,880.00	
1390334	1815703	12/22/2017	270	11,032.84	
1390354	1815720	12/22/2017	270	10,400.00	
1390333	1815702	12/22/2017	270	10,341.72	
1390454	1815812	12/22/2017	270	8,377.80	
1390319	1815689	12/22/2017	270	7,236.99	
1390332	1815701	12/22/2017	270	6,913.55	
1390362	1815726	12/22/2017	270	6,739.00	
1390461	1815779	12/22/2017	270	6,541.55	
1390440	1815802	12/22/2017	270	6,083.78	
1390353	1815719	12/22/2017	270	5,352.54	
1390307	172701211 AIRS DE	12/22/2017	270	4,575.00	
1390438	1815800	12/22/2017	270	3,606.20	
1390437	1815799	12/22/2017	270	3,444.54	
1390359	1815724	12/22/2017	270	3,355.00	
1390434	1815798	12/22/2017	270	3,317.50	
1390436	1815776	12/22/2017	270	3,175.00	
1390477	1815829	12/22/2017	270	3,085.25	
1390449	1815808	12/22/2017	270	3,019.36	
1390432	1815797	12/22/2017	270	2,978.00	
1390326	1815695	12/22/2017	270	2,743.02	
1390465	1815780	12/22/2017	270	1,878.90	
1390305	172701210 AIRS DE	12/22/2017	270	1,814.05	
1390439	1815801	12/22/2017	270	1,340.89	
1390431	1815796	12/22/2017	270	1,316.00	
1390387	1815763	12/22/2017	270	950.00	
1390480	1815832	12/22/2017	270	939.33	
1390446	1815777	12/22/2017	270	752.50	
1390331	1815700	12/22/2017	270	744.98	
1390424	1815774	12/22/2017	270	665.00	
1390325	1815694	12/22/2017	270	660.00	

Run Date: 1/2/2018  
 Run Time: 11:33:06AM

### Demand Account Activity

Page: 28  
 User: 0

Start Date: 12/1/2017      End Date: 12/31/2017

Jnl. Entry	Ref #	Trx. Date	Ledger	Debit Amount	Credit Amount
1390358	1815723	12/22/2017	270	650.00	
1390357	1815722	12/22/2017	270	623.00	
1390429	1815795	12/22/2017	270	587.00	
1390361	1815725	12/22/2017	270	570.00	
1390430	1815794	12/22/2017	270	537.00	
1390428	1815793	12/22/2017	270	420.00	
1390383	1815759	12/22/2017	270	391.57	
1390324	1815693	12/22/2017	270	380.78	
1390427	1815792	12/22/2017	270	349.00	
1390426	1815791	12/22/2017	270	337.00	
1390389	1815765	12/22/2017	270	332.35	
1390425	1815790	12/22/2017	270	317.58	
1390423	1815789	12/22/2017	270	290.00	
1390422	1815788	12/22/2017	270	244.00	
1390304	172701209 AIRS DE	12/22/2017	270	232.79	
1390323	1815692	12/22/2017	270	212.87	
1390388	1815764	12/22/2017	270	203.32	
1390322	1815691	12/22/2017	270	193.90	
1390421	1815787	12/22/2017	270	175.00	
1390420	1815786	12/22/2017	270	170.74	
1390433	1815775	12/22/2017	270	150.00	
1390419	1815785	12/22/2017	270	135.00	
1390368	1815732	12/22/2017	270	110.00	
1390418	1815784	12/22/2017	270	105.00	
1390471	1815824	12/22/2017	270	100.00	
1390309	1815783	12/22/2017	270	100.00	
1390469	1815823	12/22/2017	270	95.00	
1390356	1815721	12/22/2017	270	70.00	
1390467	1815822	12/22/2017	270	70.00	
1390476	1815828	12/22/2017	270	64.51	
1390466	1815821	12/22/2017	270	60.00	
1390364	1815728	12/22/2017	270	58.44	
1390464	1815820	12/22/2017	270	50.00	
1390463	1815819	12/22/2017	270	49.27	
1390390	1815766	12/22/2017	270	32.30	
1390366	1815730	12/22/2017	270	22.80	
1390367	1815731	12/22/2017	270	22.80	
1390384	1815760	12/22/2017	270	19.23	
1390385	1815761	12/22/2017	270	18.94	
1390382	1815758	12/22/2017	270	18.80	
1390381	1815757	12/22/2017	270	18.00	
1390386	1815762	12/22/2017	270	18.00	
1390462	1815818	12/22/2017	270	16.00	
1390365	1815729	12/22/2017	270	14.40	
1390460	1815817	12/22/2017	270	12.00	
1390363	1815727	12/22/2017	270	8.50	
1390459	1815816	12/22/2017	270	8.00	
1390472	1815825	12/22/2017	270	4.00	
1390457	1815814	12/22/2017	270	2.50	
1390321	DFA EFT REV 12/22	12/22/2017	270		27,600.14
1390292	172701202	12/22/2017	270		17,950,722.71
1390293	172701203	12/22/2017	270		1,000,000.00
1390308	172701204	12/22/2017	270		4,918,676.20
1390395	172701206	12/22/2017	270		72,436.27
1390444	172701215	12/22/2017	270		356,488,457.49
1390489	BOA TO BOO 12/26	12/26/2017	270		72,000,000.00



Run Date: 1/2/2018  
 Run Time: 11:33:06AM

### Demand Account Activity

Page: 29  
 User: 0

Start Date: 12/1/2017      End Date: 12/31/2017

Jnl. Entry	Ref #	Trx. Date	Ledger	Debit Amount	Credit Amount
1390824	172701213	12/27/2017	270	209,551,000.00	
1390813	172701201	12/27/2017	270	61,873,142.81	
1390858	172701207 AIRS TA	12/27/2017	270	26,992,370.13	
1390821	172701211	12/27/2017	270	20,000,000.00	
1390815	172701203	12/27/2017	270	18,434,517.50	
1390822	172701212	12/27/2017	270	8,305,221.93	
1390887	1815883	12/27/2017	270	1,995,446.85	
1390911	1815916	12/27/2017	270	1,042,421.55	
1390927	1815936	12/27/2017	270	563,366.73	
1390493	1815842	12/27/2017	270	413,141.16	
1390826	172701214	12/27/2017	270	268,349.77	
1390888	1815884	12/27/2017	270	251,774.36	
1390830	1815863	12/27/2017	270	161,951.69	
1390793	1815843	12/27/2017	270	89,391.56	
1390816	1815859	12/27/2017	270	84,705.17	
1390807	182701201	12/27/2017	270	72,436.27	
1390889	1815885	12/27/2017	270	69,640.35	
1390886	1815882	12/27/2017	270	68,301.49	
1390823	1815860	12/27/2017	270	57,236.61	
1390827	1815862	12/27/2017	270	51,570.47	
1390825	1815861	12/27/2017	270	46,446.94	
1390794	1815844	12/27/2017	270	44,708.23	
1390859	172701208 AIRS TA	12/27/2017	270	26,675.67	
1390890	1815886	12/27/2017	270	25,493.09	
1390913	1815917	12/27/2017	270	23,625.28	
1390891	1815887	12/27/2017	270	22,453.89	
1390795	1815845	12/27/2017	270	21,693.37	
1390914	1815928	12/27/2017	270	17,439.79	
1390797	1815847	12/27/2017	270	17,131.81	
1390930	1815937	12/27/2017	270	16,907.00	
1390915	1815918	12/27/2017	270	15,467.00	
1390910	1815927	12/27/2017	270	14,801.00	
1390908	1815926	12/27/2017	270	13,840.08	
1390894	1815889	12/27/2017	270	9,870.00	
1390798	1815848	12/27/2017	270	9,616.38	
1390861	172701210 AIRS DE	12/27/2017	270	8,241.53	
1390893	1815929	12/27/2017	270	7,837.04	
1390800	1815851	12/27/2017	270	5,611.14	
1390833	1815864	12/27/2017	270	5,161.00	
1390917	1815919	12/27/2017	270	4,990.73	
1390799	1815849	12/27/2017	270	4,269.58	
1390923	1815924	12/27/2017	270	4,191.12	
1390919	1815931	12/27/2017	270	3,640.00	
1390874	1815925	12/27/2017	270	3,366.41	
1390835	1815866	12/27/2017	270	2,220.00	
1390922	1815923	12/27/2017	270	2,200.00	
1390924	1815932	12/27/2017	270	941.50	
1390796	1815846	12/27/2017	270	571.24	
1390838	1815868	12/27/2017	270	525.50	
1390912	1815930	12/27/2017	270	450.00	
1390834	1815865	12/27/2017	270	430.00	
1390837	1815867	12/27/2017	270	420.00	
1390928	1815933	12/27/2017	270	417.50	
1390932	1815939	12/27/2017	270	368.00	
1390860	172701209 AIRS DE	12/27/2017	270	276.71	
1390918	1815920	12/27/2017	270	172.00	

Run Date: 1/2/2018  
 Run Time: 11:33:06AM

### Demand Account Activity

Page: 30  
 User: 0

Start Date: 12/1/2017      End Date: 12/31/2017

Jnl. Entry	Ref #	Trx. Date	Ledger	Debit Amount	Credit Amount
1390931	1815938	12/27/2017	270	150.00	
1390803	1815850	12/27/2017	270	142.95	
1390921	1815922	12/27/2017	270	108.00	
1390840	1815869	12/27/2017	270	80.00	
1390851	1815875	12/27/2017	270	75.00	
1390850	1815874	12/27/2017	270	70.00	
1390843	1815871	12/27/2017	270	22.80	
1390845	1815872	12/27/2017	270	22.80	
1390841	1815870	12/27/2017	270	20.00	
1390847	1815873	12/27/2017	270	14.40	
1390920	1815921	12/27/2017	270	12.00	
1390892	1815888	12/27/2017	270	2.92	
1390863	DFA EFT REV 12/27	12/27/2017	270		10,769.34
1390814	172701202	12/27/2017	270		18,434,517.50
1390817	172701204	12/27/2017	270		48,896,000.00
1390818	172701204	12/27/2017	270		6,155,659.30
1390819	172701205	12/27/2017	270		173,602,998.76
1390820	172701206	12/27/2017	270		20,000,000.00
1390828	172701215	12/27/2017	270		5,273,549.89
1390867	172701216	12/27/2017	270		13,062.46
1390929	172701218	12/27/2017	270		7,000,000.00
1391201	182701203	12/28/2017	270	152,675,000.00	
1391306	1816045	12/28/2017	270	58,792,639.28	
1391185	172701207 AIRS TA	12/28/2017	270	41,056,517.81	
1391284	Back Out Journal Er	12/28/2017	270	9,403,896.10	
1391216	1815963	12/28/2017	270	2,902,801.40	
1391190	172701204	12/28/2017	270	958,944.63	
1391305	1816044	12/28/2017	270	426,265.69	
1391241	1815992	12/28/2017	270	262,275.18	
1391295	1816034	12/28/2017	270	225,846.85	
1391264	1816005	12/28/2017	270	208,435.28	
1391247	1815995	12/28/2017	270	182,768.09	
1391244	1815993	12/28/2017	270	151,626.72	
1391212	1815959	12/28/2017	270	143,017.00	
1391221	1815968	12/28/2017	270	125,900.00	
1391298	1816037	12/28/2017	270	110,081.80	
1391194	1816038	12/28/2017	270	86,077.60	
1391220	1815967	12/28/2017	270	64,892.99	
1391300	1816039	12/28/2017	270	56,351.96	
1391211	1815958	12/28/2017	270	54,360.00	
1391186	172701208 AIRS TA	12/28/2017	270	42,281.90	
1391297	1816036	12/28/2017	270	34,295.33	
1391286	1816033	12/28/2017	270	29,220.00	
1391299	1816046	12/28/2017	270	27,089.22	
1391246	1815994	12/28/2017	270	27,015.14	
1391301	1816040	12/28/2017	270	26,181.11	
1391214	1815961	12/28/2017	270	25,408.80	
1391218	1815965	12/28/2017	270	24,920.02	
1391202	182701204	12/28/2017	270	24,592.22	
1391253	1815998	12/28/2017	270	21,325.61	
1391251	1815997	12/28/2017	270	20,285.34	
1391250	1815996	12/28/2017	270	18,649.08	
1391302	1816041	12/28/2017	270	12,692.26	
1391210	1815957	12/28/2017	270	10,748.97	
1391238	1815990	12/28/2017	270	9,950.00	
1391213	1815960	12/28/2017	270	5,933.72	

Run Date: 1/2/2018  
 Run Time: 11:33:06AM

### Demand Account Activity

Page: 31  
 User: 0

Start Date: 12/1/2017      End Date: 12/31/2017

Jnl. Entry	Ref #	Trx. Date	Ledger	Debit Amount	Credit Amount
1391257	1816001	12/28/2017	270	5,289.90	
1391223	1815970	12/28/2017	270	5,238.00	
1391222	1815969	12/28/2017	270	3,887.00	
1391188	172701210 AIRS DE	12/28/2017	270	3,754.55	
1391256	1816000	12/28/2017	270	3,326.01	
1391239	1815983	12/28/2017	270	3,075.00	
1391206	1815988	12/28/2017	270	3,050.00	
1391225	1815972	12/28/2017	270	2,700.00	
1391303	1816042	12/28/2017	270	2,601.66	
1391240	1815991	12/28/2017	270	2,476.26	
1391235	1815981	12/28/2017	270	2,015.00	
1391304	1816043	12/28/2017	270	1,066.14	
1391233	1815979	12/28/2017	270	648.00	
1391227	1815974	12/28/2017	270	644.00	
1391254	1815999	12/28/2017	270	525.00	
1391226	1815973	12/28/2017	270	510.00	
1391187	172701209 AIRS DE	12/28/2017	270	486.30	
1391224	1815971	12/28/2017	270	440.00	
1391262	1816004	12/28/2017	270	372.13	
1391237	1815982	12/28/2017	270	370.00	
1391296	1816035	12/28/2017	270	310.15	
1391215	1815962	12/28/2017	270	306.38	
1391236	1815989	12/28/2017	270	270.00	
1391242	1815984	12/28/2017	270	250.00	
1391307	1816047	12/28/2017	270	215.59	
1391176	172701203	12/28/2017	270	96.70	
1391234	1815980	12/28/2017	270	70.00	
1391229	1815975	12/28/2017	270	60.00	
1391219	1815966	12/28/2017	270	55.00	
1391308	1816048	12/28/2017	270	52.00	
1391260	1816003	12/28/2017	270	40.00	
1391243	1815985	12/28/2017	270	22.80	
1391245	1815986	12/28/2017	270	22.80	
1391230	1815976	12/28/2017	270	15.20	
1391231	1815977	12/28/2017	270	15.20	
1391248	1815987	12/28/2017	270	14.40	
1391258	1816002	12/28/2017	270	12.00	
1391232	1815978	12/28/2017	270	9.60	
1391217	1815964	12/28/2017	270	1.00	
1391228	8007570 EFT REV 1	12/28/2017	270		140,410.67
1391174	172701201	12/28/2017	270		27,407,000.00
1391175	172701202	12/28/2017	270		2,902,801.40
1391288	182701205	12/28/2017	270		18,930,305.74
1391289	182701206	12/28/2017	270		24,592.22
1391292	182701209	12/28/2017	270		70,000,000.00
1391293	182701210	12/28/2017	270		125,000,000.00
1391294	182701210	12/28/2017	270		5,000,000.00
1391167	182701215	12/28/2017	270		9,403,896.10
1391309	Correct Journal Entr	12/28/2017	270		9,403,896.10
1391756	182701206	12/29/2017	270	97,545,130.31	
1391730	173001207 AIRS TA	12/29/2017	270	47,859,508.57	
1391514	172701202	12/29/2017	270	43,124,000.00	
1391527	1816075	12/29/2017	270	11,869,663.55	
1391818	1816117	12/29/2017	270	5,333,450.00	
1391777	1816110	12/29/2017	270	3,018,717.19	
1391832	1816118	12/29/2017	270	1,618,885.80	

Run Date: 1/2/2018  
Run Time: 11:33:06AM

### Demand Account Activity

Start Date: 12/1/2017      End Date: 12/31/2017

Page: 32  
User: 0

Jnl. Entry	Ref #	Trx. Date	Ledger	Debit Amount	Credit Amount
1391776	1816109	12/29/2017	270	1,000,953.95	
1391853	1816176	12/29/2017	270	392,932.62	
1391524	1816079	12/29/2017	270	247,000.00	
1391828	1816174	12/29/2017	270	236,200.25	
1391827	1816116	12/29/2017	270	184,575.69	
1391849	1816175	12/29/2017	270	164,035.00	
1391532	1816081	12/29/2017	270	105,772.00	
1391829	1816164	12/29/2017	270	76,612.79	
1391778	1816111	12/29/2017	270	75,460.88	
1391526	1816080	12/29/2017	270	51,325.39	
1391814	1816119	12/29/2017	270	45,689.32	
1391826	1816121	12/29/2017	270	45,522.13	
1391780	1816122	12/29/2017	270	37,940.99	
1391816	1816149	12/29/2017	270	35,833.20	
1391820	1816113	12/29/2017	270	31,341.50	
1391536	1816067	12/29/2017	270	23,555.00	
1391801	1816143	12/29/2017	270	23,339.06	
1391520	1816072	12/29/2017	270	18,635.00	
1391533	1816066	12/29/2017	270	18,530.00	
1391733	172701210 AIRS DE	12/29/2017	270	11,922.57	
1391316	1816070	12/29/2017	270	11,305.00	
1391707	1816068	12/29/2017	270	10,970.00	
1391508	1816077	12/29/2017	270	10,248.00	
1391842	1816165	12/29/2017	270	10,118.00	
1391531	1816065	12/29/2017	270	9,840.00	
1391708	1816069	12/29/2017	270	9,705.00	
1391804	1816144	12/29/2017	270	9,282.01	
1391518	1816071	12/29/2017	270	7,820.00	
1391529	1816076	12/29/2017	270	7,649.72	
1391765	172701205	12/29/2017	270	7,091.67	
1391844	1816167	12/29/2017	270	4,730.00	
1391823	1816120	12/29/2017	270	4,368.17	
1391809	1816146	12/29/2017	270	4,205.00	
1391825	1816115	12/29/2017	270	4,191.13	
1391737	173981201	12/29/2017	270	3,872.47	
1391525	1816074	12/29/2017	270	3,470.99	
1391783	1816112	12/29/2017	270	3,375.51	
1391521	1816078	12/29/2017	270	3,031.22	
1391798	1816142	12/29/2017	270	2,558.00	
1391848	1816169	12/29/2017	270	2,554.00	
1391530	1816082	12/29/2017	270	2,010.00	
1391811	1816138	12/29/2017	270	1,826.17	
1391810	1816147	12/29/2017	270	1,517.40	
1391797	1816141	12/29/2017	270	987.58	
1391846	1816168	12/29/2017	270	880.00	
1391843	1816166	12/29/2017	270	840.00	
1391789	1816140	12/29/2017	270	835.00	
1391813	1816148	12/29/2017	270	800.77	
1391732	172701209 AIRS DE	12/29/2017	270	784.59	
1391808	1816137	12/29/2017	270	332.17	
1391731	172701208 AIRS TA	12/29/2017	270	317.00	
1391812	1816139	12/29/2017	270	268.00	
1391800	1816134	12/29/2017	270	228.00	
1391793	1816130	12/29/2017	270	215.00	
1391803	1816135	12/29/2017	270	207.83	
1391799	1816133	12/29/2017	270	200.00	

Run Date: 1/2/2018  
 Run Time: 11:33:06AM

### Demand Account Activity

Page: 33  
 User: 0

Start Date: 12/1/2017      End Date: 12/31/2017

Jnl. Entry	Ref #	Trx. Date	Ledger	Debit Amount	Credit Amount
1391794	1816131	12/29/2017	270	199.00	
1391796	1816132	12/29/2017	270	175.00	
1391806	1816136	12/29/2017	270	160.00	
1391523	1816073	12/29/2017	270	157.00	
1391790	1816128	12/29/2017	270	155.00	
1391792	1816129	12/29/2017	270	155.00	
1391787	1816127	12/29/2017	270	135.00	
1391807	1816145	12/29/2017	270	120.00	
1391784	1816124	12/29/2017	270	120.00	
1391785	1816125	12/29/2017	270	120.00	
1391850	1816170	12/29/2017	270	90.00	
1391786	1816126	12/29/2017	270	85.00	
1391782	1816123	12/29/2017	270	50.00	
1391841	1816171	12/29/2017	270	38.00	
1391845	1816172	12/29/2017	270	38.00	
1391519	182701201	12/29/2017	270	30.00	
1391847	1816173	12/29/2017	270	24.00	
1391822	1816114	12/29/2017	270	11.15	
1391715	182701202	12/29/2017	270	0.09	
1391716	182701203	12/29/2017	270		8,960,339.35
1391513	172701201	12/29/2017	270		5,480,000.00
1391710	172701203	12/29/2017	270		11,869,663.55
1391764	172701204	12/29/2017	270		7,091.67
1391824	182701210	12/29/2017	270		30,947,520.58
1391802	18/2701215	12/29/2017	270		156,000,000.00
<b>Totals for:</b>	<b>270 - Bank Of America</b>			<b>3,682,741,066.79</b>	<b>3,682,923,575.66</b>
		<b>Count:</b>	<b>1,592</b>		

Run Date: 1/2/2018  
Run Time: 11:33:06AM

### Demand Account Activity

Start Date: 12/1/2017      End Date: 12/31/2017

Page: 34  
User: 0

<u>Jnl. Entry</u>	<u>Ref #</u>	<u>Trx. Date</u>	<u>Ledger</u>	<u>Debit Amount</u>	<u>Credit Amount</u>	
<b><u>280 - Centennial Bank</u></b>						
1382093	172701105	12/1/2017	280		43,000,000.00	
1387117	1815089	12/15/2017	280	151,731.92		
1387549	172801201	12/18/2017	280	9,000,000.00		
1387559	172301201	12/18/2017	280	1,000,000.00		
1391292	182701209	12/28/2017	280	70,000,000.00		
<b>Totals for:      280 - Centennial Bank</b>				<b>Count:                      5</b>	<b>80,151,731.92</b>	<b>43,000,000.00</b>

Run Date: 1/2/2018  
 Run Time: 11:33:06AM

### Demand Account Activity

Start Date: 12/1/2017      End Date: 12/31/2017

Page: 35  
 User: 0

Jnl. Entry	Ref #	Trx. Date	Ledger	Debit Amount	Credit Amount
<b>300 - Simmons Pine Bluff</b>					
1382059	173001103	12/1/2017	300	7,289,681.15	
1382056	173001101	12/1/2017	300	2,439.63	
1382058	173001102	12/1/2017	300	668.00	
1382062	173001104	12/1/2017	300		816.09
1382066	173001105	12/1/2017	300		77,000,000.00
1382073	173001106	12/1/2017	300		3,590,431.25
1382400	173001208 AIRS D€	12/4/2017	300	4,273,982.83	
1382395	173001202	12/4/2017	300	276,742.94	
1382399	173001207 AIRS TA	12/4/2017	300	10,612.80	
1382394	17300120	12/4/2017	300	8,398.17	
1382402	173001210 AIRS D€	12/4/2017	300	6,543.75	
1382401	173001209 AIRS D€	12/4/2017	300	4,356.00	
1382447	173001203	12/4/2017	300		39,046.88
1382785	173001202	12/5/2017	300	4,424,859.62	
1382793	173001211 AIRS D€	12/5/2017	300	2,794,768.92	
1382791	173001209 AIRS TA	12/5/2017	300	2,238,585.12	
1382792	173001210 AIRS D€	12/5/2017	300	2,000,013.38	
1382795	173001213 AIRS D€	12/5/2017	300	125,949.57	
1382790	173001208 AIRS TA	12/5/2017	300	26,610.63	
1382789	173001207 AIRS TA	12/5/2017	300	5,784.90	
1382784	173001201	12/5/2017	300	3,851.14	
1382796	173001214 AIRS D€	12/5/2017	300	1,050.81	
1382794	173001212 AIRS D€	12/5/2017	300	44.87	
1382809	173001203	12/5/2017	300		525.94
1383245	173001203	12/6/2017	300	4,152,435.76	
1383252	173001210 AIRS D€	12/6/2017	300	2,900,095.19	
1383251	173001209 AIRS TA	12/6/2017	300	1,950,187.87	
1383250	173001208 AIRS TA	12/6/2017	300	15,176.43	
1383249	173001207 AIRS TA	12/6/2017	300	8,784.60	
1383255	173001213 AIRS D€	12/6/2017	300	3,855.28	
1383243	173001201	12/6/2017	300	3,567.00	
1383253	173001211 AIRS D€	12/6/2017	300	2,132.94	
1383254	173001212 AIRS D€	12/6/2017	300	1,125.77	
1383244	173001202	12/6/2017	300	300.00	
1383261	173001204	12/6/2017	300		7,426.59
1384392	173001202	12/7/2017	300	4,149,246.24	
1384401	173001209 AIRS TA	12/7/2017	300	3,558,137.19	
1384402	173001210 AIRS D€	12/7/2017	300	2,521,993.61	
1384407	172701208 AIRS TA	12/7/2017	300	79,754.70	
1384405	173001213 AIRS D€	12/7/2017	300	15,555.38	
1384403	173001211 AIRS D€	12/7/2017	300	12,817.81	
1384399	173001207 AIRS TA	12/7/2017	300	9,533.70	
1384400	173001208 AIRS TA	12/7/2017	300	3,652.53	
1384391	173001201	12/7/2017	300	2,490.19	
1384404	173001212 AIRS D€	12/7/2017	300	1,601.25	
1384410	173001203	12/7/2017	300		2,437.00
1384555	Back Out Journal Er	12/7/2017	300		79,754.70
1384508	173001201	12/7/2017	300		4,000,000.00
1384863	173001202	12/8/2017	300	5,055,164.71	
1384881	173001210 AIRS D€	12/8/2017	300	1,872,746.23	
1384879	173001209 AIR TAX	12/8/2017	300	1,496,855.60	
1384890	173001213 AIRS D€	12/8/2017	300	129,459.03	
1384884	173001211 AIRS D€	12/8/2017	300	11,864.63	
1384876	173001208 AIRS TA	12/8/2017	300	7,601.64	
1384887	173001212 AIRS D€	12/8/2017	300	6,944.72	

Run Date: 1/2/2018  
 Run Time: 11:33:06AM

### Demand Account Activity

Start Date: 12/1/2017      End Date: 12/31/2017

Page: 36  
 User: 0

Jnl. Entry	Ref #	Trx. Date	Ledger	Debit Amount	Credit Amount
1384873	173001207 AIRS TA	12/8/2017	300	4,672.80	
1384862	173001201	12/8/2017	300	2,814.97	
1384892	173001214 AIRS D€	12/8/2017	300	1,594.00	
1384869	173001204	12/8/2017	300	94.95	
1384868	173001204	12/8/2017	300	0.55	
1384902	173001205	12/8/2017	300		2,755.62
1384986	172701206	12/8/2017	300		36,000,000.00
1385275	173001202	12/11/2017	300	2,687,030.94	
1385281	173001210 AIRS D€	12/11/2017	300	2,014,755.87	
1385280	173001209 AIRS TA	12/11/2017	300	1,792,697.62	
1385283	173001212 AIRS D€	12/11/2017	300	8,726.89	
1385278	173001207 AIRS TA	12/11/2017	300	8,655.90	
1385282	173001211 AIRS D€	12/11/2017	300	5,404.87	
1385284	173001213 AIRS D€	12/11/2017	300	5,051.09	
1385279	173001208 AIRS TA	12/11/2017	300	3,962.02	
1385229	173001201	12/11/2017	300	2,055.33	
1385285	173001214 AIRS D€	12/11/2017	300	225.00	
1385293	173001203	12/11/2017	300		4,068.00
1385387	173001204	12/11/2017	300		52,000,000.00
1385433	173001202	12/12/2017	300	3,041,473.62	
1385440	173001209 AIRS TA	12/12/2017	300	2,759,915.15	
1385441	173001210 AIRS D€	12/12/2017	300	2,079,313.16	
1385645	173001213 AIRS D€	12/12/2017	300	5,864.62	
1385436	173001207 AIRS TA	12/12/2017	300	5,511.00	
1385431	173001201	12/12/2017	300	3,051.62	
1385644	173001212 AIRS D€	12/12/2017	300	1,909.11	
1385442	173001211 AIRS D€	12/12/2017	300	1,275.00	
1385439	173001208 AIRS TA	12/12/2017	300	1,111.37	
1385434	173001203	12/12/2017	300	100.00	
1385647	173001214 AIRS D€	12/12/2017	300	70.00	
1385740	173001203	12/12/2017	300		1,805.73
1386149	173001209 AIRS TA	12/13/2017	300	2,724,385.39	
1386150	173001210 AIRS D€	12/13/2017	300	2,031,611.57	
1386142	173001202	12/13/2017	300	1,208,032.46	
1386148	173001208 AIRS TA	12/13/2017	300	10,819.94	
1386155	173001213 AIRS D€	12/13/2017	300	10,288.87	
1386147	173001207 AIRS TA	12/13/2017	300	8,844.00	
1386154	173001212 AIRS D€	12/13/2017	300	6,311.94	
1386140	173001201	12/13/2017	300	1,482.92	
1386153	173001211 AIRS D€	12/13/2017	300	600.00	
1386145	173001203	12/13/2017	300	168.52	
1386156	173001214 AIRS D€	12/13/2017	300	30.00	
1386160	173001204	12/13/2017	300		2,496.60
1386566	173001209 AIRS TA	12/14/2017	300	7,232,177.44	
1386567	173001210 AIRS D€	12/14/2017	300	2,513,373.46	
1386563	173001203	12/14/2017	300	1,903,873.61	
1386565	173001208 AIRS TA	12/14/2017	300	19,257.62	
1386571	173001212 AIRS D€	12/14/2017	300	14,573.84	
1386564	173001207 AIRS TA	12/14/2017	300	9,395.10	
1386572	173001213 AIRS D€	12/14/2017	300	6,889.28	
1386561	173001201	12/14/2017	300	4,289.44	
1386562	173001202	12/14/2017	300	1,210.00	
1386568	173001211 AIRS D€	12/14/2017	300	550.00	
1386573	173001214 AIRS D€	12/14/2017	300	15.00	
1386582	173001205	12/14/2017	300		2,560.36
1386718	Correct Journal Entr	12/14/2017	300		25,000,000.00



Run Date: 1/2/2018  
 Run Time: 11:33:06AM

### Demand Account Activity

Start Date: 12/1/2017      End Date: 12/31/2017

Page: 37  
 User: 0

Jnl. Entry	Ref #	Trx. Date	Ledger	Debit Amount	Credit Amount
1387005	173001203	12/15/2017	300	3,516,709.78	
1387008	173001209 AIRS TA	12/15/2017	300	2,777,302.05	
1387009	173001210 AIRS D€	12/15/2017	300	1,945,029.95	
1387118	1815090	12/15/2017	300	103,087.87	
1387006	173001207 AIRS TA	12/15/2017	300	14,658.60	
1387012	173001213 AIRS D€	12/15/2017	300	11,307.58	
1387011	173001212 AIRS D€	12/15/2017	300	8,111.73	
1387010	173001211 AIRS D€	12/15/2017	300	5,943.00	
1387003	173001201	12/15/2017	300	4,826.72	
1387007	173001208 AIRS TA	12/15/2017	300	3,878.16	
1387013	173001214 AIRS D€	12/15/2017	300	189.75	
1387004	173001202	12/15/2017	300	30.00	
1387022	173001204	12/15/2017	300		5,482.51
1387177	173001202	12/18/2017	300	5,743,582.70	
1387183	173001209	12/18/2017	300	3,411,437.09	
1387185	173001210 AIRS D€	12/18/2017	300	1,885,324.06	
1387181	173001208 AIRS TA	12/18/2017	300	10,372.63	
1387180	173001207 AIRS TA	12/18/2017	300	5,989.50	
1387195	173001213 AIRS D€	12/18/2017	300	5,478.50	
1387175	173001201	12/18/2017	300	3,053.72	
1387194	173001212 AIRS D€	12/18/2017	300	1,216.03	
1387186	173001211 AIRS D€	12/18/2017	300	875.00	
1387477	173001203	12/18/2017	300		237,237.20
1388123	173001202	12/19/2017	300	7,673,755.69	
1388133	173001209 AIRS TA	12/19/2017	300	4,145,116.39	
1388135	173001210 AIRS D€	12/19/2017	300	1,928,987.36	
1388129	173001207 AIRS TA	12/19/2017	300	14,302.20	
1388141	173001212 AIRS D€	12/19/2017	300	4,134.61	
1388145	173001213 AIRS D€	12/19/2017	300	3,126.14	
1388131	173001208 AIRS TA	12/19/2017	300	1,314.25	
1388138	173001211 AIRS D€	12/19/2017	300	825.00	
1388119	173001201	12/19/2017	300	409.72	
1388146	173001214 AIRS D€	12/19/2017	300	15.00	
1388155	173001203	12/19/2017	300		6,055.16
1388569	173001209 AIRS TA	12/20/2017	300	4,276,266.65	
1388560	173001202	12/20/2017	300	2,806,855.48	
1388571	173001210 AIRS D€	12/20/2017	300	2,282,355.87	
1388585	173001212 AIRS D€	12/20/2017	300	7,446.11	
1388562	173001207 AIRS TA	12/20/2017	300	6,794.70	
1388588	173001213 AIRS D€	12/20/2017	300	3,222.30	
1388565	173001208 AIRS TA	12/20/2017	300	2,627.76	
1388559	173001201	12/20/2017	300	2,002.75	
1388582	173001211 AIRS D€	12/20/2017	300	300.00	
1388594	173001203	12/20/2017	300		333.09
1389824	173001209 AIRS TA	12/21/2017	300	9,757,400.32	
1389825	173001210 DSMV	12/21/2017	300	2,453,342.65	
1389772	173001202	12/21/2017	300	1,400,816.62	
1389822	173001207 AIRS TA	12/21/2017	300	36,385.80	
1389827	173001211 AIRS D€	12/21/2017	300	10,943.00	
1389823	173001208 AIRS TA	12/21/2017	300	3,965.43	
1389771	173001201	12/21/2017	300	3,309.97	
1389828	173001212 AIRS D€	12/21/2017	300	142.00	
1389922	173001203	12/21/2017	300		49,316.45
1390296	173001209 AIRS TA	12/22/2017	300	3,969,076.29	
1390290	172701203	12/22/2017	300	2,376,979.65	
1390297	173001210 AIRS D€	12/22/2017	300	2,136,013.86	

Run Date: 1/2/2018  
 Run Time: 11:33:06AM

### Demand Account Activity

Start Date: 12/1/2017      End Date: 12/31/2017

Page: 38  
 User: 0

Jnl. Entry	Ref #	Trx. Date	Ledger	Debit Amount	Credit Amount	
1390300	173001213 AIRS D€	12/22/2017	300	54,215.09		
1390294	173001207 AIRS TA	12/22/2017	300	8,075.10		
1390288	172701201	12/22/2017	300	2,437.47		
1390295	173001208 AIRS TA	12/22/2017	300	1,381.41		
1390289	172701202	12/22/2017	300	315.00		
1390298	173001211 AIRS D€	12/22/2017	300	150.00		
1390299	173001212 AIRS D€	12/22/2017	300	130.67		
1390301	173001214 AIRS D€	12/22/2017	300	73.75		
1390448	183001201	12/22/2017	300		3,932.05	
1390484	172701216	12/22/2017	300		50,000,000.00	
1390852	173001209 AIRS TA	12/27/2017	300	10,501,137.52		
1390929	172701218	12/27/2017	300	7,000,000.00		
1390854	173001210 AIRS D€	12/27/2017	300	2,220,334.47		
1390812	173001203	12/27/2017	300	1,309,991.50		
1390849	173001208 AIRS TA	12/27/2017	300	16,375.46		
1390810	173001201	12/27/2017	300	9,259.77		
1390848	173001207 AIRS TA	12/27/2017	300	8,434.80		
1390857	173001213 AIRS D€	12/27/2017	300	3,735.67		
1390855	173001211 AIRS D€	12/27/2017	300	2,817.75		
1390811	173001202	12/27/2017	300	575.00		
1390856	173001212 AIRS D€	12/27/2017	300	185.00		
1390808	183001202	12/27/2017	300		7,868.20	
1391173	173001202	12/28/2017	300	8,267,408.02		
1391180	173001209 AIRS TA	12/28/2017	300	7,345,263.06		
1391294	182701210	12/28/2017	300	5,000,000.00		
1391181	173001210 AIRS D€	12/28/2017	300	2,237,126.11		
1391178	173001207 AIRS TA	12/28/2017	300	15,665.10		
1391183	173001212 AIRS D€	12/28/2017	300	15,467.97		
1391179	173001208 AIRS TA	12/28/2017	300	8,402.41		
1391171	173001201	12/28/2017	300	3,391.49		
1391182	173001211 AIRS D€	12/28/2017	300	700.00		
1391184	173001213 AIRS D€	12/28/2017	300	335.88		
1391714	173001209 AIRS TA	12/29/2017	300	26,771,996.94		
1391512	173001202	12/29/2017	300	7,864,251.19		
1391726	173001211 AIRS D€	12/29/2017	300	2,021,560.42		
1391727	173001212 AIRS D€	12/29/2017	300	847,341.40		
1391712	173001208 AIRS TA	12/29/2017	300	13,172.20		
1391711	173001207 AIRS TA	12/29/2017	300	4,903.80		
1391728	173001213 AIRS D€	12/29/2017	300	2,951.28		
1391729	173001214 AIRS D€	12/29/2017	300	2,068.49		
1391511	173001201	12/29/2017	300	1,546.49		
1391717	173001210 AIRS TA	12/29/2017	300	90.00		
1391734	173001203	12/29/2017	300		22,174.55	
1391736	173001204	12/29/2017	300		70.00	
<b>Totals for:</b>	<b>300 - Simmons Pine Bluff</b>		<b>Count:</b>	<b>211</b>	<b>229,943,447.75</b>	<b>248,066,593.97</b>

Run Date: 1/2/2018  
Run Time: 11:33:06AM

### Demand Account Activity

Start Date: 12/1/2017      End Date: 12/31/2017

Page: 39  
User: 0

<u>Jnl. Entry</u>	<u>Ref #</u>	<u>Trx. Date</u>	<u>Ledger</u>		<u>Debit Amount</u>	<u>Credit Amount</u>	
<b><u>310 - First Security Bank</u></b>							
1387123	1815093	12/15/2017	310		4.03		
<b>Totals for:</b>				<b>Count:</b>	<b>1</b>	<b>4.03</b>	<b>0.00</b>

Run Date: 1/2/2018  
Run Time: 11:33:06AM

### Demand Account Activity

Start Date: 12/1/2017      End Date: 12/31/2017

Page: 40  
User: 0

<u>Jnl. Entry</u>	<u>Ref #</u>	<u>Trx. Date</u>	<u>Ledger</u>	<u>Debit Amount</u>	<u>Credit Amount</u>		
<b><u>315 - The Capital Bank</u></b>							
1388248	1815350	12/19/2017	315	14,613.61			
1388237	173151201	12/19/2017	315		7,518,486.90		
<b>Totals for:      315 - The Capital Bank</b>				<b>Count:</b>	<b>2</b>	<b>14,613.61</b>	<b>7,518,486.90</b>

Run Date: 1/2/2018  
 Run Time: 11:33:06AM

### Demand Account Activity

Start Date: 12/1/2017      End Date: 12/31/2017

Page: 41  
 User: 0

Jnl. Entry	Ref #	Trx. Date	Ledger	Debit Amount	Credit Amount
<b>398 - BAML-Safekeeping</b>					
1382106	172701106	12/1/2017	398	80,091,420.14	
1382112	173981101	12/1/2017	398	14,969,350.00	
1382131	1813686	12/1/2017	398	30,650.00	
1382114	173981102	12/1/2017	398		95,103,485.14
1382443	173981202	12/4/2017	398	112,412,341.67	
1382534	Back Out Journal Er	12/4/2017	398	99,718,111.00	
1382445	173981204	12/4/2017	398	43,104,113.40	
1382470	1813767	12/4/2017	398	87,658.33	
1382473	1813768	12/4/2017	398	40,886.60	
1382446	173981205	12/4/2017	398	10,480.65	
1382475	1813769	12/4/2017	398	1,584.35	
1382434	172701204	12/4/2017	398		12,781,888.89
1382440	172701205	12/4/2017	398		12,583.96
1382442	173981201	12/4/2017	398		43,132,416.04
1382444	173981203	12/4/2017	398		99,718,111.00
1382535	Correct Journal Entr	12/4/2017	398		99,718,111.11
1382851	173981201	12/5/2017	398	5,096,032.22	
1382957	1813973	12/5/2017	398	3,967.78	
1382850	172701205	12/5/2017	398		601,125.00
1382852	173981202	12/5/2017	398		4,498,875.00
1383308	182701201	12/6/2017	398	15,983,337.78	
1383248	173981201	12/6/2017	398	15,983,337.78	
1383288	1814025	12/6/2017	398	16,662.22	
1383311	182701203	12/6/2017	398		16,000,000.00
1383424	Back Out Journal Er	12/6/2017	398		15,983,337.78
1384420	173981205	12/7/2017	398	60,545,367.13	
1384422	173981202	12/7/2017	398	7,992,977.78	
1384525	1814273	12/7/2017	398	7,022.22	
1384421	173981201	12/7/2017	398		68,545,367.13
1384977	173981204	12/8/2017	398	172,752,723.12	
1384916	173981202	12/8/2017	398	35,497,009.11	
1384988	173981206	12/8/2017	398	21,957,100.00	
1385022	1814460	12/8/2017	398	111,276.88	
1385021	1814459	12/8/2017	398	31,090.89	
1385023	1814461	12/8/2017	398	6,583.33	
1385024	1814462	12/8/2017	398	1,316.67	
1384905	173981201	12/8/2017	398		35,536,000.00
1384976	173981203	12/8/2017	398		8,859,899.42
1384978	173981205	12/8/2017	398		164,004,100.58
1384989	173981207	12/8/2017	398		21,957,100.00
1385391	173981204	12/11/2017	398	155,132,312.17	
1385335	173981201	12/11/2017	398	47,631,291.04	
1385342	172701206	12/11/2017	398	29,530,373.46	
1385395	173981207	12/11/2017	398	4,795,614.50	
1385378	1814551	12/11/2017	398	13,708.96	
1385377	1814550	12/11/2017	398	4,385.50	
1385331	172701204	12/11/2017	398		15,008.17
1385338	173981202	12/11/2017	398		47,629,991.83
1385386	173981203	12/11/2017	398		29,530,373.46
1385392	173981205	12/11/2017	398		100,932,835.00
1385393	173981206	12/11/2017	398		58,999,477.17
1385743	172701203	12/12/2017	398	28,953,500.00	
1385788	173981204	12/12/2017	398	12,199,836.25	
1385784	172701204	12/12/2017	398	5,491,584.17	
1385783	173981202	12/12/2017	398	996,316.67	

Run Date: 1/2/2018  
 Run Time: 11:33:06AM

### Demand Account Activity

Start Date: 12/1/2017      End Date: 12/31/2017

Page: 42  
 User: 0

Jnl. Entry	Ref #	Trx. Date	Ledger	Debit Amount	Credit Amount
1385747	1814588	12/12/2017	398	50,163.75	
1385749	1814589	12/12/2017	398	3,683.33	
1385782	173981201	12/12/2017	398		29,953,500.00
1385785	173981203	12/12/2017	398		17,741,584.17
1386197	174301201	12/13/2017	398	33,067,635.56	
1386173	1814702	12/13/2017	398	32,364.44	
1386175	172701204	12/13/2017	398		11,134,833.34
1386198	173981201	12/13/2017	398		21,965,166.66
1386595	172701203	12/14/2017	398	280,308,015.28	
1386615	173981202	12/14/2017	398	73,925,272.45	
1386617	172701204	12/14/2017	398	3,993,877.78	
1386624	1814852	12/14/2017	398	53,727.55	
1386614	173981201	12/14/2017	398		354,287,015.28
1386620	173981203	12/14/2017	398		3,993,877.78
1387091	173981201	12/15/2017	398	291,775,575.64	
1387092	173981202	12/15/2017	398	16,060,005.09	
1387095	173981204	12/15/2017	398	3,994,941.11	
1387125	1815095	12/15/2017	398	664,424.36	
1387096	173981205	12/15/2017	398	142,359.31	
1387124	1815094	12/15/2017	398	5,058.89	
1387088	172701201	12/15/2017	398		72,016,797.45
1387090	172701202	12/15/2017	398		4,142,359.31
1387094	173981203	12/15/2017	398		236,483,207.64
1387479	172701204	12/18/2017	398	75,371,679.61	
1387516	173981205	12/18/2017	398	47,629,991.82	
1387514	173981203	12/18/2017	398	4,547,678.24	
1387513	173981202	12/18/2017	398	66,407.89	
1387503	1815160	12/18/2017	398	15,008.18	
1387505	1815161	12/18/2017	398	2,321.76	
1387509	172701205	12/18/2017	398		1,101,774.31
1387512	173981201	12/18/2017	398		79,988,087.50
1387515	173981204	12/18/2017	398		46,543,225.69
1388235	173981204	12/19/2017	398	203,637,263.33	
1388220	172701201	12/19/2017	398	78,575,625.95	
1388226	173981201	12/19/2017	398	42,997,909.72	
1388241	1815342	12/19/2017	398	362,736.67	
1388242	1815343	12/19/2017	398	2,090.28	
1388222	172701203	12/19/2017	398		10,450.00
1388232	173981202	12/19/2017	398		42,989,550.00
1388234	173981203	12/19/2017	398		282,575,625.95
1388707	182701208	12/20/2017	398	128,920,364.58	
1388630	182701203	12/20/2017	398	78,131,733.33	
1388672	1815446	12/20/2017	398	43,266.67	
1388706	182701207	12/20/2017	398		207,095,364.58
1389812	172701203	12/21/2017	398	157,108,638.06	
1389840	173981202	12/21/2017	398	34,987,750.00	
1389817	1815548	12/21/2017	398	12,250.00	
1389839	173981201	12/21/2017	398		192,108,638.06
1390414	173981203	12/22/2017	398	514,740,811.16	
1390412	173981201	12/22/2017	398	26,980,675.56	
1390468	1815781	12/22/2017	398	509,188.84	
1390395	172701206	12/22/2017	398	72,436.27	
1390470	1815782	12/22/2017	398	19,324.44	
1390411	172701213	12/22/2017	398		89,493,428.44
1390413	173981202	12/22/2017	398		27,072,436.27
1390415	173981204	12/22/2017	398		425,756,571.56

Run Date: 1/2/2018  
 Run Time: 11:33:06AM

### Demand Account Activity

Page: 43  
 User: 0

Start Date: 12/1/2017      End Date: 12/31/2017

Jnl. Entry	Ref #	Trx. Date	Ledger	Debit Amount	Credit Amount
1390831	173981202	12/27/2017	398	209,476,344.65	
1390844	173981207	12/27/2017	398	185,918,120.31	
1390839	173981205	12/27/2017	398	23,555,550.30	
1390829	173981201	12/27/2017	398	19,993,000.00	
1390814	172701202	12/27/2017	398	18,434,517.50	
1390832	173981203	12/27/2017	398	8,305,221.93	
1390836	172701204	12/27/2017	398	268,349.77	
1390907	1815914	12/27/2017	398	117,879.69	
1390909	1815915	12/27/2017	398	74,655.35	
1390906	1815913	12/27/2017	398	7,000.00	
1390905	1815912	12/27/2017	398	6,449.70	
1390813	172701201	12/27/2017	398		61,873,142.81
1390821	172701211	12/27/2017	398		20,000,000.00
1390822	172701212	12/27/2017	398		8,305,221.93
1390824	172701213	12/27/2017	398		209,551,000.00
1390826	172701214	12/27/2017	398		268,349.77
1390842	173981206	12/27/2017	398		124,162,857.19
1390846	173981208	12/27/2017	398		41,996,517.50
1390933	182701201	12/28/2017	398	152,607,964.13	
1391291	182701208	12/28/2017	398	22,515,856.80	
1391261	1816024	12/28/2017	398	67,035.87	
1391263	1816025	12/28/2017	398	2,143.20	
1391201	182701203	12/28/2017	398		152,675,000.00
1391202	182701204	12/28/2017	398		24,592.22
1391290	182701207	12/28/2017	398		22,493,407.78
1391741	182701205	12/29/2017	398	490,336,097.49	
1391759	173981205	12/29/2017	398	22,997,546.67	
1391761	173981202	12/29/2017	398	20,012,974.50	
1391835	1816161	12/29/2017	398	233,902.51	
1391830	1816159	12/29/2017	398	17,025.50	
1391834	1816160	12/29/2017	398	2,453.33	
1391756	182701206	12/29/2017	398		97,545,130.31
1391757	182701207	12/29/2017	398		393,024,869.69
1391737	173981201	12/29/2017	398		3,872.47
1391763	173981203	12/29/2017	398		20,026,127.53
1391765	172701205	12/29/2017	398		7,091.67
1391767	173981204	12/29/2017	398		22,992,908.33
<b>Totals for:</b>	<b>398 - BAML-Safekeeping</b>			<b>Count: 148      4,244,963,669.87</b>	<b>4,244,963,669.87</b>
	<b>Grand Total</b>			<b>Count: 2,139      9,034,181,731.33</b>	<b>9,021,526,976.40</b>

### Fund Transaction by Type

Start Date:12/29/17 End Date:12/29/17

Fund	Fund Description	Beginning Balance		Ending Balance
Type	Type Description	Debits	Credits	
<b>AGA0000</b>	<b>General Revenue Allotment</b>	<b>-300,151,952.05</b>		
CTAX	Claims & Taxes	14,952.30	0.00	
DXFR	Transfer (Deduction)	18,272,521.48	0.00	
GDIS	Distribution (General Fund)	364,428,025.24	0.00	
LCRT	General Letter of Cert	39,435,297.75	0.00	
NDXF	Transfer (Non-Distribution)	237,187.12	0.00	
RADJ	Receipt Adjustment	0.00	67,283,225.64	
RCPT	Receipt	0.00	66,531,353.24	
RXFR	Transfer (Regular)	40,924,712.40	29,346,165.36	
				<b>0.00</b>
<b>ARH0000</b>	<b>Revenue Holding</b>	<b>-68,743,480.76</b>		
RADJ	Receipt Adjustment	69,526,214.21	0.00	
RCPT	Receipt	0.00	781,683.45	
RXFR	Transfer (Regular)	62,130.00	63,180.00	
				<b>0.00</b>
<b>ARHDSMV</b>	<b>RevHold DSMV (0610)</b>	<b>-206,446.20</b>		
RCPT	Receipt	0.00	3,096,942.08	
RXFR	Transfer (Regular)	3,258,326.77	161,447.39	
				<b>-206,508.90</b>
<b>ASA0000</b>	<b>Special Revenue Allotment</b>	<b>-147,358,616.54</b>		
4LHC	Four Lane Highway Constructio	24,391,758.21	0.00	
DXFR	Transfer (Deduction)	4,544,273.95	0.00	
HDIS	Distribution (Highway Fund)	43,417,595.67	0.00	
HSDIS	Highway Severance Distribution	2,916,411.51	0.00	
SDIS	Distribution (Special Fund)	105,261,581.39	0.00	
SPEC	Special Reversing Entry	0.00	33,173,004.19	
				<b>0.00</b>
<b>BAA0000</b>	<b>Public Health</b>	<b>-1,420,581.62</b>		
GDIS	Distribution (General Fund)	0.00	7,493,254.67	
RXFR	Transfer (Regular)	18,936.15	0.02	
				<b>-8,894,900.16</b>
<b>BAA0100</b>	<b>Public Health</b>	<b>-14,121,876.35</b>		
RCPT	Receipt	0.00	250,822.97	
RXFR	Transfer (Regular)	822,333.61	7,414.28	
SDIS	Distribution (Special Fund)	0.00	908,746.62	
SPEC	Special Reversing Entry	81,901.85	0.00	
				<b>-14,384,624.76</b>
<b>BAA0200</b>	<b>Health NonDiscretionary Rev</b>	<b>-9,812,655.96</b>		
RCPT	Receipt	0.00	39,152.17	
RXFR	Transfer (Regular)	28,566.54	0.00	
SDIS	Distribution (Special Fund)	0.00	24,476.89	
SPEC	Special Reversing Entry	10,178.16	0.00	
				<b>-9,837,540.32</b>
<b>BAA0300</b>	<b>Trauma System Exp 1386/09</b>	<b>-3,900,167.11</b>		
WARR	Warrants	580.30	0.00	
				<b>-3,899,586.81</b>
<b>BAA1200</b>	<b>Cost Allocation Recon (0645)</b>	<b>-5,605,583.40</b>		
SDIS	Distribution (Special Fund)	59.07	0.00	
				<b>-5,605,524.33</b>



### Fund Transaction by Type

Start Date:12/29/17 End Date:12/29/17

Fund	Fund Description	Beginning Balance	Ending Balance	
Type	Type Description	Debits	Credits	
<b>BAA2000</b>	<b>Cosmetology Revenue 4/09</b>	<b>-5,045,703.02</b>		
RCPT	Receipt	0.00	13,830.00	
SDIS	Distribution (Special Fund)	0.00	140,251.87	
SPEC	Special Reversing Entry	13,830.00	0.00	
				<b>-5,185,954.89</b>
<b>BAA3000</b>	<b>PH Home Health</b>	<b>-1,630,263.86</b>		
RXFR	Transfer (Regular)	3,295.00	0.00	
				<b>-1,626,968.86</b>
<b>BAA4200</b>	<b>Medical Marijuana (0645)</b>	<b>-1,731,610.88</b>		
RXFR	Transfer (Regular)	150.00	0.00	
				<b>-1,731,460.88</b>
<b>BAA9000</b>	<b>PH Salary Alloc Hold (0645)</b>	<b>-36,460.21</b>		
RXFR	Transfer (Regular)	433.86	0.00	
				<b>-36,026.35</b>
<b>CAA0000</b>	<b>Univ of AR Fayetteville</b>	<b>0.00</b>		
GDIS	Distribution (General Fund)	0.00	18,474,413.61	
				<b>-18,474,413.61</b>
<b>CAA0100</b>	<b>Univ of AR Fayetteville</b>	<b>-903,601.85</b>		
SDIS	Distribution (Special Fund)	0.00	3.44	
				<b>-903,605.29</b>
<b>CAA0300</b>	<b>UAF Law School SR</b>	<b>-221,972.32</b>		
SDIS	Distribution (Special Fund)	0.00	47,507.42	
				<b>-269,479.74</b>
<b>CCA0000</b>	<b>Univ of AR Medical Center</b>	<b>0.00</b>		
GDIS	Distribution (General Fund)	0.00	2,152,189.71	
				<b>-2,152,189.71</b>
<b>CCA0100</b>	<b>UAMS College of Pharmacy</b>	<b>0.00</b>		
RXFR	Transfer (Regular)	0.00	2,481.16	
SDIS	Distribution (Special Fund)	0.00	31,663.95	
SPEC	Special Reversing Entry	2,481.16	0.00	
				<b>-31,663.95</b>
<b>CCA0200</b>	<b>UAMS 4% Mixed Drink Tax SR</b>	<b>0.00</b>		
RXFR	Transfer (Regular)	383.08	5,455.96	
SDIS	Distribution (Special Fund)	0.00	244,003.48	
SPEC	Special Reversing Entry	5,455.96	383.08	
				<b>-244,003.48</b>
<b>CEA0000</b>	<b>Univ of AR Little Rock</b>	<b>-4,528,000.00</b>		
GDIS	Distribution (General Fund)	0.00	1,373,132.00	
				<b>-5,901,132.00</b>
<b>CEA0100</b>	<b>UALR Law Sch SR 19-5-303(c)</b>	<b>-93,168.33</b>		
SDIS	Distribution (Special Fund)	0.00	47,507.42	
				<b>-140,675.75</b>
<b>CGA0000</b>	<b>Univ AR Pine Bluff</b>	<b>-6,152,660.39</b>		
GDIS	Distribution (General Fund)	0.00	2,468,931.88	
				<b>-8,621,592.27</b>
<b>CIA0000</b>	<b>Univ AR Monticello</b>	<b>-10,001.39</b>		
GDIS	Distribution (General Fund)	0.00	1,548,836.28	
				<b>-1,558,837.67</b>
<b>CKA0000</b>	<b>AR State Univ Jonesboro</b>	<b>0.00</b>		
GDIS	Distribution (General Fund)	0.00	5,739,497.67	

### Fund Transaction by Type

Start Date:12/29/17 End Date:12/29/17

Fund	Fund Description	Beginning Balance		Ending Balance
Type	Type Description	Debits	Credits	
				-5,739,497.67
<b>CMA0000</b>	<b>AR State Univ Beebe</b>	<b>-1,593.38</b>		
GDIS	Distribution (General Fund)	0.00	1,149,602.10	-1,151,195.48
<b>CMN0000</b>	<b>AR State Univ Newport</b>	<b>0.00</b>		
GDIS	Distribution (General Fund)	0.00	582,030.38	-582,030.38
<b>CMS0000</b>	<b>School for Math/Sci/Arts</b>	<b>-3,591,288.08</b>		
GDIS	Distribution (General Fund)	0.00	108,106.95	-3,699,395.03
<b>COA0000</b>	<b>AR Tech University</b>	<b>-2,000.00</b>		
GDIS	Distribution (General Fund)	0.00	3,129,186.05	-3,131,186.05
<b>CQA0000</b>	<b>Henderson State University</b>	<b>0.00</b>		
GDIS	Distribution (General Fund)	0.00	427,423.66	-427,423.66
<b>CSA0000</b>	<b>Southern AR University</b>	<b>-5,218.11</b>		
GDIS	Distribution (General Fund)	0.00	1,513,766.01	
SDIS	Distribution (Special Fund)	0.00	9,980.70	-1,528,964.82
<b>CSS0000</b>	<b>SAU Tech</b>	<b>-575,440.47</b>		
GDIS	Distribution (General Fund)	0.00	750,341.11	-1,325,781.58
<b>CTB0000</b>	<b>Black River Tech College</b>	<b>-22.50</b>		
GDIS	Distribution (General Fund)	0.00	593,804.74	-593,827.24
<b>CTC0000</b>	<b>Cossatot CC UA</b>	<b>-351,013.64</b>		
GDIS	Distribution (General Fund)	0.00	329,833.66	-680,847.30
<b>CTG0000</b>	<b>UA Comm College Batesville</b>	<b>-76.67</b>		
GDIS	Distribution (General Fund)	0.00	401,249.24	-401,325.91
<b>CTH0000</b>	<b>ASU Mt Home</b>	<b>-332,295.61</b>		
GDIS	Distribution (General Fund)	0.00	354,340.29	-686,635.90
<b>CTJ0000</b>	<b>UA CC Morilton</b>	<b>0.00</b>		
GDIS	Distribution (General Fund)	0.00	487,801.04	-487,801.04
<b>CTM0000</b>	<b>ASU Mid-South 19-5-303(v)</b>	<b>-978.85</b>		
GDIS	Distribution (General Fund)	0.00	520,422.29	-521,401.14
<b>CTO0000</b>	<b>Ozarka College</b>	<b>-477,452.20</b>		
GDIS	Distribution (General Fund)	0.00	303,673.97	-781,126.17
<b>CTP0000</b>	<b>UA Pulaski Tech College</b>	<b>-242,714.26</b>		
GDIS	Distribution (General Fund)	0.00	1,470,296.62	-1,713,010.88
<b>CTR0000</b>	<b>UA Comm College at Hope</b>	<b>-14,207.82</b>		
GDIS	Distribution (General Fund)	0.00	436,306.89	-450,514.71

### Fund Transaction by Type

Start Date:12/29/17 End Date:12/29/17

Fund	Fund Description	Beginning Balance		Ending Balance
Type	Type Description	Debits	Credits	
<b>CTT0000</b>	<b>Southeast AR College</b>	<b>-4,030.55</b>		
GDIS	Distribution (General Fund)	0.00	547,501.21	-551,531.76
<b>CTW0000</b>	<b>Coll of the Ouachitas</b>	<b>0.00</b>		
GDIS	Distribution (General Fund)	0.00	342,602.25	-342,602.25
<b>CUA0000</b>	<b>University of Central AR</b>	<b>0.00</b>		
GDIS	Distribution (General Fund)	0.00	1,201,022.05	-1,201,022.05
<b>CWA0000</b>	<b>Northwest AR Comm College</b>	<b>-2,455.25</b>		
GDIS	Distribution (General Fund)	0.00	1,031,441.24	-1,033,896.49
<b>CWE0000</b>	<b>East AR Comm College</b>	<b>-100,095.77</b>		
GDIS	Distribution (General Fund)	0.00	562,193.07	-662,288.84
<b>CWG0000</b>	<b>National Park College</b>	<b>-796,301.73</b>		
GDIS	Distribution (General Fund)	0.00	878,683.90	-1,674,985.63
<b>CWM0000</b>	<b>AR Northeastern College</b>	<b>0.00</b>		
GDIS	Distribution (General Fund)	0.00	833,087.57	-833,087.57
<b>CWN0000</b>	<b>North AR College</b>	<b>-230,880.30</b>		
GDIS	Distribution (General Fund)	0.00	773,829.83	-1,004,710.13
<b>CWP0000</b>	<b>Phillips CC UA</b>	<b>-751,032.80</b>		
GDIS	Distribution (General Fund)	0.00	880,296.16	-1,631,328.96
<b>CWR0000</b>	<b>UACC Rich Mountain</b>	<b>-244,756.68</b>		
GDIS	Distribution (General Fund)	0.00	311,482.63	-556,239.31
<b>CWS0000</b>	<b>South AR Community College</b>	<b>0.00</b>		
GDIS	Distribution (General Fund)	0.00	586,111.19	-586,111.19
<b>CWW0000</b>	<b>University of AR Ft Smith</b>	<b>0.00</b>		
GDIS	Distribution (General Fund)	0.00	2,000,351.37	-2,000,351.37
<b>DAS0000</b>	<b>Dept Human Svc Admin</b>	<b>-246,382.55</b>		
GDIS	Distribution (General Fund)	0.00	499,625.02	
RXFR	Transfer (Regular)	5,885.41	0.00	-740,122.16
<b>DBA0000</b>	<b>DHS Behav Health Svc 19-5-30</b>	<b>-2,800,671.74</b>		
GDIS	Distribution (General Fund)	0.00	1,964,599.70	
RXFR	Transfer (Regular)	14,728.10	0.00	-4,750,543.34
<b>DCC0000</b>	<b>DHS Childcare/ Ed 19-5-306(12)</b>	<b>-21,008.51</b>		
GDIS	Distribution (General Fund)	0.00	25,636.02	
RXFR	Transfer (Regular)	687.83	0.00	-45,956.70
<b>DCF0000</b>	<b>DHS Children/Family Svc</b>	<b>-6,000,408.47</b>		
GDIS	Distribution (General Fund)	0.00	2,560,112.86	

### Fund Transaction by Type

Start Date:12/29/17 End Date:12/29/17

Fund	Fund Description	Beginning Balance		Ending Balance
Type	Type Description	Debits	Credits	
RXFR	Transfer (Regular)	15,300.00	0.00	-8,545,221.33
<b>DCF2600</b>	<b>DHS Child/Family Foster Care</b>	<b>-5,581,249.01</b>		
WARR	Warrants	182,054.88	0.00	-5,399,194.13
<b>DCO0000</b>	<b>DHS County Operations</b>	<b>0.00</b>		
GDIS	Distribution (General Fund)	0.00	1,050,917.17	-1,050,917.17
<b>DEA0000</b>	<b>DHS Development Disabilities</b>	<b>-1,386,699.13</b>		
GDIS	Distribution (General Fund)	0.00	1,473,967.85	-2,812,319.07
RXFR	Transfer (Regular)	48,347.91	0.00	
<b>DEA0100</b>	<b>DHS DDS State/Federal</b>	<b>-174,603.94</b>		
SDIS	Distribution (Special Fund)	0.00	835.31	-175,439.25
<b>DEA0300</b>	<b>DHS DDS Grant Payments</b>	<b>-1,266,779.25</b>		
WARR	Warrants	1,197,351.00	0.00	-69,428.25
<b>DEM0000</b>	<b>DHS Medical Services</b>	<b>-269,002.97</b>		
GDIS	Distribution (General Fund)	0.00	160,509.43	-429,512.40
<b>DGF0000</b>	<b>DHS Grants</b>	<b>-3,673,008.06</b>		
GDIS	Distribution (General Fund)	0.00	28,425,083.50	-29,729,135.70
RXFR	Transfer (Regular)	2,368,955.86	0.00	
<b>DGF1841</b>	<b>DHS Grants Beer Tax</b>	<b>-42,228.50</b>		
SDIS	Distribution (Special Fund)	0.00	22.28	-42,250.78
<b>DHP0000</b>	<b>DHS Aging/Adult Svcs</b>	<b>-287,085.80</b>		
GDIS	Distribution (General Fund)	0.00	577,027.81	-862,104.02
RXFR	Transfer (Regular)	2,009.59	0.00	
<b>DHP1500</b>	<b>DHS Aging/Adult Svcs Transp</b>	<b>-452,455.92</b>		
RXFR	Transfer (Regular)	0.00	16,894.84	-625,393.09
SDIS	Distribution (Special Fund)	0.00	172,937.17	
SPEC	Special Reversing Entry	16,894.84	0.00	
<b>DHR5500</b>	<b>Dept Of Human Svcs-Dds Renc</b>	<b>-6,213,709.22</b>		
RCPT	Receipt	0.00	148,113.41	-6,361,822.63
<b>DHR8000</b>	<b>Dept Of Human Svcs-Yth Sev F</b>	<b>-1,337,777.96</b>		
WARR	Warrants	21,467.00	0.00	-1,316,310.96
<b>DSB0000</b>	<b>DHS State Services/Blind</b>	<b>-276,716.64</b>		
GDIS	Distribution (General Fund)	0.00	182,936.65	-409,673.55
RXFR	Transfer (Regular)	49,979.74	0.00	
<b>DYS0000</b>	<b>DHS Youth Services</b>	<b>-1,800,713.26</b>		
GDIS	Distribution (General Fund)	0.00	1,080,627.01	
RXFR	Transfer (Regular)	1,433.92	0.00	

### Fund Transaction by Type

Start Date:12/29/17 End Date:12/29/17

Fund	Fund Description	Beginning Balance			Ending Balance
Type	Type Description	Debits	Credits		
					<b>-2,879,906.35</b>
<b>DYS0200</b>	<b>DHS Youth Services Grants</b>	<b>-488,299.00</b>			
RCPT	Receipt	0.00	12,832.02		
					<b>-501,131.02</b>
<b>EFP0000</b>	<b>Educ Facilities Partnership</b>	<b>-170,469,072.61</b>			
GDIS	Distribution (General Fund)	0.00	3,091,540.47		
					<b>-173,560,613.08</b>
<b>EFT0000</b>	<b>Pub School Acad Fac/Trans</b>	<b>-4,202.78</b>			
GDIS	Distribution (General Fund)	0.00	128,723.60		
					<b>-132,926.38</b>
<b>EGA0000</b>	<b>Department of Education</b>	<b>0.00</b>			
GDIS	Distribution (General Fund)	0.00	1,569,854.40		
RXFR	Transfer (Regular)	0.00	343,498.77		
					<b>-1,913,353.17</b>
<b>EGA1001</b>	<b>ADE Gen Rev Operation</b>	<b>-2,504,261.53</b>			
RXFR	Transfer (Regular)	0.00	541.96		
WARR	Warrants	1,476.72	0.00		
					<b>-2,503,326.77</b>
<b>EGB0000</b>	<b>Department of Workforce Edu</b>	<b>0.00</b>			
GDIS	Distribution (General Fund)	0.00	416,736.49		
					<b>-416,736.49</b>
<b>EGB0100</b>	<b>Department of Workforce Edu</b>	<b>-668,009.58</b>			
WARR	Warrants	298.94	0.00		
					<b>-667,710.64</b>
<b>EGR0000</b>	<b>Rehabilitation Services</b>	<b>0.00</b>			
GDIS	Distribution (General Fund)	0.00	1,252,734.46		
					<b>-1,252,734.46</b>
<b>EMA0000</b>	<b>Educational Television</b>	<b>0.00</b>			
GDIS	Distribution (General Fund)	0.00	287,694.06		
					<b>-287,694.06</b>
<b>EMA0100</b>	<b>Educational Television</b>	<b>-15,831.05</b>			
WARR	Warrants	6,545.88	0.00		
					<b>-9,285.17</b>
<b>EMA0200</b>	<b>Spec Rev Land Comm Dep (05</b>	<b>-16,825.41</b>			
SDIS	Distribution (Special Fund)	0.00	204.65		
					<b>-17,030.06</b>
<b>EPA0000</b>	<b>State Library</b>	<b>0.00</b>			
GDIS	Distribution (General Fund)	0.00	91,383.27		
					<b>-91,383.27</b>
<b>ESA0000</b>	<b>School for the Blind</b>	<b>0.00</b>			
GDIS	Distribution (General Fund)	0.00	281,554.26		
					<b>-281,554.26</b>
<b>ESA0100</b>	<b>School for the Blind</b>	<b>-52,215.76</b>			
RXFR	Transfer (Regular)	45.00	0.00		
WARR	Warrants	23,502.31	0.00		
					<b>-28,668.45</b>
<b>ETC0000</b>	<b>Crowleys Ridge TI 19-5-304(8A</b>	<b>0.00</b>			
GDIS	Distribution (General Fund)	0.00	256,850.21		
					<b>-256,850.21</b>
<b>ETN0000</b>	<b>Northwest TI 19-5-304(8)(B)</b>	<b>0.00</b>			

### Fund Transaction by Type

Start Date:12/29/17 End Date:12/29/17

Fund	Fund Description	Beginning Balance	Ending Balance
Type	Type Description	Debits	Credits
GDIS	Distribution (General Fund)	0.00	77,503.90
			<b>-77,503.90</b>
<b>ETN1500</b>	<b>Northwest TI WF 19-5-304(8)(B)</b>	<b>-234,624.32</b>	
WARR	Warrants	1,698.88	0.00
			<b>-232,925.44</b>
<b>ETR0000</b>	<b>Riverside TI 19-5-304(8)(C)</b>	<b>0.00</b>	
GDIS	Distribution (General Fund)	0.00	53,069.72
			<b>-53,069.72</b>
<b>ETR0100</b>	<b>Riverside TI 19-5-304 (8)(C)</b>	<b>-39,480.78</b>	
WARR	Warrants	340.20	0.00
			<b>-39,140.58</b>
<b>EVA0000</b>	<b>School for the Deaf</b>	<b>0.00</b>	
GDIS	Distribution (General Fund)	0.00	585,101.67
			<b>-585,101.67</b>
<b>EVA0100</b>	<b>School for the Deaf</b>	<b>-91,448.40</b>	
RXFR	Transfer (Regular)	45.00	0.00
WARR	Warrants	19,652.09	0.00
			<b>-71,751.31</b>
<b>FAY1100</b>	<b>CO-OP DISAB INVEST UNIT (0</b>	<b>-1,688.00</b>	
RXFR	Transfer (Regular)	0.00	7,009.30
			<b>-8,697.30</b>
<b>FCG0100</b>	<b>DWS Workforce Investment Ac</b>	<b>0.00</b>	
RCPT	Receipt	0.00	104,539.75
			<b>-104,539.75</b>
<b>FCL1000</b>	<b>ASCL-ICAC (0955)</b>	<b>-0.02</b>	
WARR	Warrants	0.02	0.00
			<b>0.00</b>
<b>FCP0300</b>	<b>DHE-No Child Left Behind Fed</b>	<b>-60,174.28</b>	
WARR	Warrants	52,498.22	0.00
			<b>-7,676.06</b>
<b>FEB0500</b>	<b>Deaf Sch-Medicaid Provider Pi</b>	<b>-24,226.00</b>	
WARR	Warrants	614.88	0.00
			<b>-23,611.12</b>
<b>FEE1735</b>	<b>Title I 2017 (0500)</b>	<b>-1,390.00</b>	
WARR	Warrants	1,390.00	0.00
			<b>0.00</b>
<b>FEE1752</b>	<b>ImpTchrQ 2017 (0500)</b>	<b>0.00</b>	
RXFR	Transfer (Regular)	0.00	118.65
			<b>-118.65</b>
<b>FEE1815</b>	<b>HIV 2018 (0500)</b>	<b>-1,772.83</b>	
RCPT	Receipt	0.00	3,031.22
			<b>-4,804.05</b>
<b>FEE1831</b>	<b>SpecEd 2018 (0500)</b>	<b>-169,053.37</b>	
WARR	Warrants	600.48	0.00
			<b>-168,452.89</b>
<b>FEL0100</b>	<b>AR St Library-LSTA</b>	<b>-22,707.52</b>	
WARR	Warrants	3,731.13	0.00
			<b>-18,976.39</b>
<b>FHB1821</b>	<b>CN SAE 2018 (0500)</b>	<b>-1,613.07</b>	
RCPT	Receipt	0.00	49,215.98

### Fund Transaction by Type

Start Date:12/29/17 End Date:12/29/17

Fund	Fund Description	Beginning Balance		Ending Balance
Type	Type Description	Debits	Credits	
WARR	Warrants	712.16	0.00	-50,116.89
<b>FHB1825</b>	<b>CN FFVP 2018 (0500)</b>	<b>-3.47</b>		
RCPT	Receipt	0.00	2,109.41	-2,112.88
<b>FHH1718</b>	<b>FY18 AAC PLAN GRANT (0870)</b>	<b>-121,551.39</b>		
WARR	Warrants	150.00	0.00	-121,401.39
<b>FIT1201</b>	<b>AR Agri Dept Forestry Nat'l Fir</b>	<b>-470,842.03</b>		
WARR	Warrants	500.00	0.00	-470,342.03
<b>FIT1501</b>	<b>AR Agri Forestry Pine Beetle F</b>	<b>-230,330.00</b>		
WARR	Warrants	2,650.00	0.00	-227,680.00
<b>FJD0300</b>	<b>Jud Dept Fed-1JS AV Mediatio</b>	<b>-8,887.62</b>		
WARR	Warrants	1,725.00	0.00	-7,162.62
<b>FKA1402</b>	<b>State &amp; Local ImplGr (0995)</b>	<b>-2,571.26</b>		
WARR	Warrants	10.54	0.00	-2,560.72
<b>FKA1602</b>	<b>PDM-C 14 (0995)</b>	<b>-12,041.35</b>		
WARR	Warrants	21.07	0.00	-12,020.28
<b>FKA1701</b>	<b>ODP 16 (0995)</b>	<b>-65,733.90</b>		
WARR	Warrants	1,638.23	0.00	-64,095.67
<b>FKA1702</b>	<b>HMEP - Training &amp; Planning</b>	<b>-8,034.60</b>		
WARR	Warrants	21.08	0.00	-8,013.52
<b>FKA1703</b>	<b>EMPG LOCALS 16 (0995)</b>	<b>-125,339.71</b>		
WARR	Warrants	12,912.71	0.00	-112,427.00
<b>FLA8402</b>	<b>INTER CRIMES AGAINST CHIL</b>	<b>-447.36</b>		
WARR	Warrants	151.20	0.00	-296.16
<b>FLA9061</b>	<b>Bomb 15 (0960)</b>	<b>-22,903.53</b>		
WARR	Warrants	9,806.73	0.00	-13,096.80
<b>FMD1101</b>	<b>1975 Disaster Relief (0995)</b>	<b>-5,210.56</b>		
WARR	Warrants	73.75	0.00	-5,136.81
<b>FMD1302</b>	<b>Disaster Rel Haz Mitig (0995)</b>	<b>-4,285.39</b>		
WARR	Warrants	21.07	0.00	-4,264.32
<b>FMD1501</b>	<b>Disaster Relief Pub Ass (0995)</b>	<b>-19,197.36</b>		
WARR	Warrants	15,255.00	0.00	-3,942.36
<b>FMD1502</b>	<b>Disaster Rel Haz Mit (0995)</b>	<b>-367,262.39</b>		
WARR	Warrants	214,281.75	0.00	-152,980.64

### Fund Transaction by Type

Start Date:12/29/17 End Date:12/29/17

Fund	Fund Description	Beginning Balance	Ending Balance	
Type	Type Description	Debits	Credits	
<b>FMD1801</b>	<b>4318 Disaster Rel Public Asst</b>	<b>-1,519,110.14</b>		
WARR	Warrants	804,354.18	0.00	
				<b>-714,755.96</b>
<b>FMF0300</b>	<b>Fed-275 Trng Site</b>	<b>1,955,616.64</b>		
RXFR	Transfer (Regular)	1,590.00	4,854.66	
WARR	Warrants	131,676.55	0.00	
				<b>2,084,028.53</b>
<b>FMF2300</b>	<b>Fed-Ft Chaffee Exp</b>	<b>1,750,903.57</b>		
RXFR	Transfer (Regular)	0.00	1,293.97	
WARR	Warrants	3,496.31	0.00	
				<b>1,753,105.91</b>
<b>FMFHOLD</b>	<b>FEDERAL HOLDING ACCOUN'</b>	<b>-1,583,592.00</b>		
RCPT	Receipt	0.00	247,000.00	
				<b>-1,830,592.00</b>
<b>FNA2300</b>	<b>DOL OSHA Fed Grant 03</b>	<b>-111,033.49</b>		
WARR	Warrants	919.49	0.00	
				<b>-110,114.00</b>
<b>FNA3300</b>	<b>ADL MSHA Fed 03</b>	<b>-33,619.97</b>		
WARR	Warrants	1,344.57	0.00	
				<b>-32,275.40</b>
<b>FPC0300</b>	<b>OPC-JohnRJusticeGrPrg (002i</b>	<b>-2,716.00</b>		
WARR	Warrants	1,016.00	0.00	
				<b>-1,700.00</b>
<b>FPT0100</b>	<b>PT-SCORP Oprs</b>	<b>-314,385.12</b>		
WARR	Warrants	395.67	0.00	
				<b>-313,989.45</b>
<b>FSC3314</b>	<b>ANRC Nonpoint (0455)</b>	<b>-30,135.09</b>		
WARR	Warrants	1,710.32	0.00	
				<b>-28,424.77</b>
<b>FSC3316</b>	<b>ANRC NP SOURCE POLL CON</b>	<b>-21,795.80</b>		
WARR	Warrants	8,919.12	0.00	
				<b>-12,876.68</b>
<b>FSC5M00</b>	<b>Clean Water Grant FY10 (0455)</b>	<b>-421,574.95</b>		
WARR	Warrants	122.29	0.00	
				<b>-421,452.66</b>
<b>FSD0100</b>	<b>Dis Determination-Oprs</b>	<b>-650,058.52</b>		
RXFR	Transfer (Regular)	7,009.30	0.00	
WARR	Warrants	19,278.00	0.00	
				<b>-623,771.22</b>
<b>FVD0000</b>	<b>Victimes Justice Assistance</b>	<b>-580,172.33</b>		
WARR	Warrants	128,739.16	0.00	
				<b>-451,433.17</b>
<b>FWF3000</b>	<b>DHS-DCCECE-Sp Nutrition Prg</b>	<b>-13,238.89</b>		
RCPT	Receipt	0.00	999,965.60	
WARR	Warrants	999,965.60	0.00	
				<b>-13,238.89</b>
<b>FWF3400</b>	<b>County Oprs-Emerg Assist</b>	<b>-1,153,625.02</b>		
RXFR	Transfer (Regular)	858,781.98	0.00	
				<b>-294,843.04</b>
<b>FWF4400</b>	<b>County Oprs-Vietnamese Refg</b>	<b>-112,792.36</b>		



### Fund Transaction by Type

Start Date:12/29/17 End Date:12/29/17

Fund	Fund Description	Beginning Balance		Ending Balance
Type	Type Description	Debits	Credits	
WARR	Warrants	243.00	0.00	
				<b>-112,549.36</b>
<b>FWF5400</b>	<b>DHS-Crippled Children</b>	<b>-256,470.61</b>		
WARR	Warrants	2,500.00	0.00	
				<b>-253,970.61</b>
<b>FWF6900</b>	<b>DHS-DCCECE-Childhood Gar</b>	<b>-741,259.38</b>		
RCPT	Receipt	0.00	955.65	
WARR	Warrants	35,033.59	0.00	
				<b>-707,181.44</b>
<b>FYP0000</b>	<b>Dept of Envir Quality-Fed</b>	<b>-386,012.37</b>		
WARR	Warrants	2,387.04	0.00	
				<b>-383,625.33</b>
<b>FYP0500</b>	<b>Low Inc Home Eng Asst</b>	<b>-252,763.91</b>		
RXFR	Transfer (Regular)	0.00	858,781.98	
WARR	Warrants	41,801.53	0.00	
				<b>-1,069,744.36</b>
<b>HAD0000</b>	<b>AR Agriculture Dept §19-5-302</b>	<b>-150,000.00</b>		
GDIS	Distribution (General Fund)	0.00	369,082.22	
				<b>-519,082.22</b>
<b>HAD0200</b>	<b>AAD AFC §19-5-302(14)</b>	<b>-102,886.50</b>		
RXFR	Transfer (Regular)	0.00	714.70	
WARR	Warrants	1,278.60	0.00	
				<b>-102,322.60</b>
<b>HAD0300</b>	<b>AAD PB §19-5-302(14)</b>	<b>-5,815.71</b>		
WARR	Warrants	942.85	0.00	
				<b>-4,872.86</b>
<b>HCA0000</b>	<b>ADC Inmate Care/Custody</b>	<b>0.00</b>		
GDIS	Distribution (General Fund)	0.00	17,612,572.82	
				<b>-17,612,572.82</b>
<b>HCA0100</b>	<b>ADC Inmate Care/Custody</b>	<b>-2,738,426.34</b>		
RXFR	Transfer (Regular)	2,350.42	12,982.53	
WARR	Warrants	469,490.67	0.00	
				<b>-2,279,567.78</b>
<b>HCP0000</b>	<b>Dept Community Correction</b>	<b>0.00</b>		
GDIS	Distribution (General Fund)	0.00	3,080,422.24	
				<b>-3,080,422.24</b>
<b>HCP0100</b>	<b>Dept Community Correction</b>	<b>-513,529.12</b>		
RXFR	Transfer (Regular)	0.00	382.15	
WARR	Warrants	40,054.02	0.00	
				<b>-473,857.25</b>
<b>HEG0000</b>	<b>Higher Education Grants</b>	<b>-10,131,582.01</b>		
GDIS	Distribution (General Fund)	0.00	3,886,889.51	
				<b>-14,018,471.52</b>
<b>HGA0000</b>	<b>Parks &amp; Tourism</b>	<b>0.00</b>		
GDIS	Distribution (General Fund)	0.00	437,898.62	
				<b>-437,898.62</b>
<b>HGA0100</b>	<b>Parks &amp; Tourism</b>	<b>-91,926.46</b>		
WARR	Warrants	5,118.67	0.00	
				<b>-86,807.79</b>
<b>HMA0000</b>	<b>Dept Environmental Quality</b>	<b>0.00</b>		

### Fund Transaction by Type

Start Date:12/29/17 End Date:12/29/17

Fund	Fund Description	Beginning Balance	Ending Balance
Type	Type Description	Debits	Credits
GDIS	Distribution (General Fund)	0.00	121,088.96
			<b>-121,088.96</b>
<b>HMA0100</b>	<b>Dept Environmental Quality</b>	<b>-36,329.93</b>	
WARR	Warrants	118.66	0.00
			<b>-36,211.27</b>
<b>HMD0000</b>	<b>State Military Dept</b>	<b>-30,000.00</b>	
GDIS	Distribution (General Fund)	0.00	211,288.88
			<b>-241,288.88</b>
<b>HMD0100</b>	<b>State Military Dept</b>	<b>-110,939.62</b>	
RXFR	Transfer (Regular)	0.00	2,175.63
WARR	Warrants	28,755.78	0.00
			<b>-84,359.47</b>
<b>HMD0200</b>	<b>State Military Dept CSTP</b>	<b>-35,164.20</b>	
RXFR	Transfer (Regular)	0.00	17.72
WARR	Warrants	899.85	0.00
			<b>-34,282.07</b>
<b>HMD0300</b>	<b>State Military Dept YCP</b>	<b>-15,180.50</b>	
RXFR	Transfer (Regular)	0.00	16.90
WARR	Warrants	674.89	0.00
			<b>-14,522.51</b>
<b>HOA0000</b>	<b>Dept Economic Development</b>	<b>0.00</b>	
GDIS	Distribution (General Fund)	0.00	1,045,030.58
			<b>-1,045,030.58</b>
<b>HOA0100</b>	<b>Dept Economic Development</b>	<b>-1,267,902.33</b>	
WARR	Warrants	2,334.59	0.00
			<b>-1,265,567.74</b>
<b>HQA0000</b>	<b>Higher Education</b>	<b>0.00</b>	
GDIS	Distribution (General Fund)	0.00	1,107,200.56
			<b>-1,107,200.56</b>
<b>HQA0100</b>	<b>Higher Education</b>	<b>-1,521,393.84</b>	
WARR	Warrants	15,608.60	0.00
			<b>-1,505,785.24</b>
<b>HRA0000</b>	<b>Dept AR Heritage</b>	<b>-27,481.25</b>	
GDIS	Distribution (General Fund)	0.00	299,898.49
			<b>-327,379.74</b>
<b>HRA0310</b>	<b>DAH Old State House (0865)</b>	<b>-6,437.73</b>	
WARR	Warrants	5,899.78	0.00
			<b>-537.95</b>
<b>HRA0430</b>	<b>DAH-NHC Gas Royal (0865)</b>	<b>-750,613.69</b>	
SDIS	Distribution (Special Fund)	0.00	17,059.26
WARR	Warrants	245.00	0.00
			<b>-767,427.95</b>
<b>HRA0910</b>	<b>DAH Mosaic Templars (0865)</b>	<b>-8,188.73</b>	
WARR	Warrants	5,231.68	0.00
			<b>-2,957.05</b>
<b>HSA0000</b>	<b>Department of Labor</b>	<b>0.00</b>	
GDIS	Distribution (General Fund)	0.00	73,491.86
			<b>-73,491.86</b>
<b>HSA0100</b>	<b>Department of Labor</b>	<b>-136,946.33</b>	
WARR	Warrants	4,950.29	0.00

### Fund Transaction by Type

Start Date:12/29/17 End Date:12/29/17

Fund	Fund Description	Beginning Balance		Ending Balance
Type	Type Description	Debits	Credits	
				<b>-131,996.04</b>
<b>HSC0000</b>	<b>State Central Services</b>	<b>-3,708,931.59</b>		
CTAX	Claims & Taxes	10.72	0.00	
DXFR	Transfer (Deduction)	0.00	15,456,538.83	
RXFR	Transfer (Regular)	0.00	9,958.70	
SDIS	Distribution (Special Fund)	0.00	515,436.91	
SPEC	Special Reversing Entry	5,686.26	0.00	
				<b>-19,685,169.05</b>
<b>HSC0900</b>	<b>St Cent Serv-Legislative Audit</b>	<b>-796,454.69</b>		
RXFR	Transfer (Regular)	0.00	226.15	
WARR	Warrants	3,247.41	0.00	
				<b>-793,433.43</b>
<b>HSC1100</b>	<b>State Central Svcs Leg Council</b>	<b>-467,972.34</b>		
WARR	Warrants	5,343.61	0.00	
				<b>-462,628.73</b>
<b>HSC1200</b>	<b>State Central Svcs Leg Council</b>	<b>-453,338.20</b>		
WARR	Warrants	4,402.92	0.00	
				<b>-448,935.28</b>
<b>HSC1400</b>	<b>State Ctl Svc Gov Mansion Co</b>	<b>-175,647.39</b>		
WARR	Warrants	5,786.07	0.00	
				<b>-169,861.32</b>
<b>HSC1800</b>	<b>State Central Svcs Appeals</b>	<b>-138,886.22</b>		
WARR	Warrants	2,071.70	0.00	
				<b>-136,814.52</b>
<b>HSC2300</b>	<b>AOC Judicial</b>	<b>-570,861.58</b>		
RCPT	Receipt	0.00	1,800.00	
WARR	Warrants	1,595.24	0.00	
				<b>-571,066.34</b>
<b>HSC2800</b>	<b>Prosecuting Coordinator</b>	<b>-180,456.58</b>		
WARR	Warrants	4,944.57	0.00	
				<b>-175,512.01</b>
<b>HSC3001</b>	<b>DFA Revenue Division Operati</b>	<b>-1,569,033.45</b>		
RCPT	Receipt	0.00	25,228.89	
RXFR	Transfer (Regular)	22.74	58,598.73	
SDIS	Distribution (Special Fund)	0.00	476,029.62	
SPEC	Special Reversing Entry	39,997.10	0.00	
WARR	Warrants	24,979.95	0.00	
				<b>-2,063,890.90</b>
<b>HSC3200</b>	<b>AR Supreme Court</b>	<b>-220,365.88</b>		
RXFR	Transfer (Regular)	0.00	638.90	
WARR	Warrants	5,281.24	0.00	
				<b>-215,723.54</b>
<b>HSC3400</b>	<b>St Centl Serv-Gov Office-(034)</b>	<b>-357,625.71</b>		
WARR	Warrants	1,556.93	0.00	
				<b>-356,068.78</b>
<b>HSC3600</b>	<b>Claims Commission</b>	<b>-37,353.02</b>		
WARR	Warrants	195.11	0.00	
				<b>-37,157.91</b>
<b>HSC3701</b>	<b>PDC Trial Officers</b>	<b>-300,978.02</b>		
WARR	Warrants	5,474.39	0.00	

### Fund Transaction by Type

Start Date:12/29/17 End Date:12/29/17

Fund	Fund Description	Beginning Balance		Ending Balance
Type	Type Description	Debits	Credits	
				<b>-295,503.63</b>
<b>HSC3702</b>	<b>PDC User Fees</b>	<b>-2,653,343.07</b>		
SDIS	Distribution (Special Fund)	0.00	67.83	
				<b>-2,653,410.90</b>
<b>HSC5100</b>	<b>Lt Governors Office</b>	<b>-163,688.64</b>		
WARR	Warrants	8,007.03	0.00	
				<b>-155,681.61</b>
<b>HSC5300</b>	<b>Attorney General</b>	<b>-308,194.71</b>		
WARR	Warrants	768.15	0.00	
				<b>-307,426.56</b>
<b>HSC5900</b>	<b>Auditor of the State</b>	<b>-1,360,991.95</b>		
WARR	Warrants	907,366.92	0.00	
				<b>-453,625.03</b>
<b>HSC6000</b>	<b>Land Department</b>	<b>-535,601.00</b>		
WARR	Warrants	63,008.08	0.00	
				<b>-472,592.92</b>
<b>HSC6101</b>	<b>St Cent Serv-DFA Adm Svcs-(6</b>	<b>-1,068,923.51</b>		
WARR	Warrants	9,139.80	0.00	
				<b>-1,059,783.71</b>
<b>HSC6102</b>	<b>DFA Management Services IT</b>	<b>-287,242.68</b>		
WARR	Warrants	474.87	0.00	
				<b>-286,767.81</b>
<b>HSC6300</b>	<b>Secretary of the State</b>	<b>-631,448.55</b>		
WARR	Warrants	115,513.04	0.00	
				<b>-515,935.51</b>
<b>HUA0000</b>	<b>Miscellaneous Agencies</b>	<b>-2,094,887.78</b>		
GDIS	Distribution (General Fund)	0.00	1,397,475.65	
				<b>-3,492,363.43</b>
<b>HUA0112</b>	<b>Prostate Cancer Foundation</b>	<b>0.00</b>		
RXFR	Transfer (Regular)	0.00	785.45	
SDIS	Distribution (Special Fund)	0.00	10,167.33	
SPEC	Special Reversing Entry	785.45	0.00	
				<b>-10,167.33</b>
<b>HUA0121</b>	<b>Criminal Detention Comm</b>	<b>-810.92</b>		
WARR	Warrants	231.00	0.00	
				<b>-579.92</b>
<b>HUA022F</b>	<b>FHC Fed Reminbursement Pro</b>	<b>-1,703,493.47</b>		
WARR	Warrants	5,089.31	0.00	
				<b>-1,698,404.16</b>
<b>HUA0600</b>	<b>Waterways Commission Oper:</b>	<b>-11,586.30</b>		
WARR	Warrants	198.36	0.00	
				<b>-11,387.94</b>
<b>HUA1100</b>	<b>Spinal Cord Commission</b>	<b>-114,734.83</b>		
RXFR	Transfer (Regular)	0.00	24,557.50	
WARR	Warrants	1,142.03	0.00	
				<b>-138,150.30</b>
<b>HUA2201</b>	<b>DVA Veterans Services</b>	<b>-168,361.76</b>		
WARR	Warrants	2,684.17	0.00	
				<b>-165,677.59</b>
<b>HUA2400</b>	<b>Tobacco Control Board-Oprs-(</b>	<b>-30,356.36</b>		

### Fund Transaction by Type

Start Date:12/29/17 End Date:12/29/17

Fund	Fund Description	Beginning Balance		Ending Balance
Type	Type Description	Debits	Credits	
WARR	Warrants	99.94	0.00	-30,256.42
<b>HUA2800</b>	<b>Judicial Disc&amp;Disabl Comm (0</b>	<b>-35,104.49</b>		
WARR	Warrants	260.51	0.00	-34,843.98
<b>HUA3100</b>	<b>Racing Commission</b>	<b>-22,380.43</b>		
WARR	Warrants	142.68	0.00	-22,237.75
<b>HUA3200</b>	<b>Parole Board</b>	<b>-4,992.84</b>		
WARR	Warrants	749.92	0.00	-4,242.92
<b>HUA3800</b>	<b>ACL GR Operations</b>	<b>-358,030.75</b>		
SDIS	Distribution (Special Fund)	0.00	158,381.82	
WARR	Warrants	464.25	0.00	-515,948.32
<b>HUA4034</b>	<b>EMPG GENERAL FUND 16 (09</b>	<b>-115,112.27</b>		
WARR	Warrants	3,456.43	0.00	-111,655.84
<b>HUA4400</b>	<b>Geology Department</b>	<b>-71,376.00</b>		
WARR	Warrants	1,072.33	0.00	-70,303.67
<b>HUA4700</b>	<b>HUA-Assmt Coord Dept</b>	<b>-1,747,217.49</b>		
RXFR	Transfer (Regular)	543.26	0.00	
WARR	Warrants	2,155.77	0.00	-1,744,518.46
<b>HUA4800</b>	<b>ASWCC General Revenue</b>	<b>-165,795.38</b>		
WARR	Warrants	557.82	0.00	-165,237.56
<b>HUA6501</b>	<b>Health Services Operating</b>	<b>-101,859.00</b>		
WARR	Warrants	173.04	0.00	-101,685.96
<b>HUA7001</b>	<b>AR Geographic Info 296/09</b>	<b>-35,610.56</b>		
WARR	Warrants	105.00	0.00	-35,505.56
<b>HUA7101</b>	<b>Office of Health InfoTech 0645</b>	<b>-173,050.93</b>		
RXFR	Transfer (Regular)	406.83	0.00	-172,644.10
<b>HUA9800</b>	<b>Sentencing Commission</b>	<b>-36,240.76</b>		
WARR	Warrants	117.72	0.00	-36,123.04
<b>JAA0000</b>	<b>Public School Fund</b>	<b>-14,284,668.84</b>		
GDIS	Distribution (General Fund)	0.00	208,290,118.90	
RXFR	Transfer (Regular)	0.00	43,605,164.85	
<b>JAA1002</b>	<b>PSF-Misc Programs-(500)</b>	<b>-5,520,872.42</b>		
WARR	Warrants	662.50	0.00	-5,520,209.92
<b>JAA1004</b>	<b>AR Public School Computer N</b>	<b>-1,734,745.63</b>		
WARR	Warrants	661.74	0.00	-1,734,083.89

### Fund Transaction by Type

Start Date:12/29/17 End Date:12/29/17

Fund	Fund Description	Beginning Balance	Ending Balance
Type	Type Description	Debits	Credits
<b>JAA1005</b>	<b>PSF-Crt Ordered Deseg-(500)</b>	<b>0.00</b>	
LCRT	General Letter of Cert	0.00	5,981,297.00
			<b>-5,981,297.00</b>
<b>JAA1006</b>	<b>Public School Teachers Salary</b>	<b>0.00</b>	
RXFR	Transfer (Regular)	0.00	50.80
SDIS	Distribution (Special Fund)	0.00	189,925.07
SPEC	Special Reversing Entry	50.80	0.00
			<b>-189,925.07</b>
<b>JAA1019</b>	<b>RISE (0500)</b>	<b>-988,572.22</b>	
WARR	Warrants	144.89	0.00
			<b>-988,427.33</b>
<b>JSL0000</b>	<b>State Library</b>	<b>-151,033.28</b>	
GDIS	Distribution (General Fund)	0.00	450,868.78
WARR	Warrants	47,910.00	0.00
			<b>-553,992.06</b>
<b>JWE0000</b>	<b>Public Sch-Career Ed</b>	<b>0.00</b>	
GDIS	Distribution (General Fund)	0.00	3,104,701.95
			<b>-3,104,701.95</b>
<b>KBN669Q</b>	<b>AR Fallen Fire Mem87 1443/09</b>	<b>-31,997.66</b>	
WARR	Warrants	88.68	0.00
			<b>-31,908.98</b>
<b>KBQ3K97</b>	<b>DVA Const/Maint/M&amp;O</b>	<b>-19,467.53</b>	
WARR	Warrants	142.96	0.00
			<b>-19,324.57</b>
<b>KBR4Q42</b>	<b>Ouachita River Unit (0480)</b>	<b>-298,241.97</b>	
RXFR	Transfer (Regular)	0.00	95.16
			<b>-298,337.13</b>
<b>KBR4Q43</b>	<b>Tucker Unit Op Exp (0480)</b>	<b>-451,328.92</b>	
WARR	Warrants	1,510.41	0.00
			<b>-449,818.51</b>
<b>KBR5Q39</b>	<b>Computer Sci Init (0500)</b>	<b>-1,170,805.02</b>	
RXFR	Transfer (Regular)	0.00	452.30
WARR	Warrants	5,195.00	0.00
			<b>-1,166,062.32</b>
<b>MAA0000</b>	<b>Area Agencies on Aging</b>	<b>-10,441.23</b>	
RXFR	Transfer (Regular)	0.00	50.00
			<b>-10,491.23</b>
<b>MAB0200</b>	<b>Athletic Commission</b>	<b>-191,990.49</b>	
RXFR	Transfer (Regular)	223.58	0.00
			<b>-191,766.91</b>
<b>MAC0100</b>	<b>Wtr Sewer Solid Mgmt-(455)</b>	<b>-8,110,164.23</b>	
RCPT	Receipt	0.00	275,123.99
			<b>-8,385,288.22</b>
<b>MBB0100</b>	<b>Bail Bondsman Board</b>	<b>-280,717.22</b>	
WARR	Warrants	15.26	0.00
			<b>-280,701.96</b>
<b>MBC0000</b>	<b>ADH Breast Cancer</b>	<b>-5,195,357.49</b>	
RXFR	Transfer (Regular)	55.38	20,056.63
SDIS	Distribution (Special Fund)	0.00	256,757.70
SPEC	Special Reversing Entry	20,056.63	0.00

### Fund Transaction by Type

Start Date:12/29/17 End Date:12/29/17

Fund	Fund Description	Beginning Balance			Ending Balance
Type	Type Description	Debits	Credits		
					<b>-5,452,059.81</b>
<b>MBR0100</b>	<b>Breast Cancer Research</b>	<b>0.00</b>			
RXFR	Transfer (Regular)	0.00	5,600.99		
SDIS	Distribution (Special Fund)	0.00	71,801.19		
SPEC	Special Reversing Entry	5,600.99	0.00		
					<b>-71,801.19</b>
<b>MBR0200</b>	<b>UAMS S Komen Plate (0150)</b>	<b>0.00</b>			
RXFR	Transfer (Regular)	0.00	150.00		
SDIS	Distribution (Special Fund)	0.00	8,793.25		
SPEC	Special Reversing Entry	150.00	0.00		
					<b>-8,793.25</b>
<b>MCC0100</b>	<b>DHS-Consld Cost-Opr</b>	<b>-726,848.81</b>			
WARR	Warrants	363.00	0.00		
					<b>-726,485.81</b>
<b>MCE0000</b>	<b>Child Support Enforcement</b>	<b>0.00</b>			
GDIS	Distribution (General Fund)	0.00	1,261,138.81		
					<b>-1,261,138.81</b>
<b>MCE0100</b>	<b>Child Support Enforcement</b>	<b>-8,583,703.75</b>			
WARR	Warrants	79,335.57	0.00		
					<b>-8,504,368.18</b>
<b>MCF0000</b>	<b>Constitutional Officers</b>	<b>-9,216,487.27</b>			
CTAX	Claims & Taxes	5.10	0.00		
DXFR	Transfer (Deduction)	0.00	7,360,256.60		
RXFR	Transfer (Regular)	0.00	5,064.11		
SDIS	Distribution (Special Fund)	0.00	78,681.60		
SPEC	Special Reversing Entry	3,735.62	0.00		
					<b>-16,656,748.86</b>
<b>MCF0200</b>	<b>Constitutional Officers House</b>	<b>-1,975,311.21</b>			
WARR	Warrants	614.85	0.00		
					<b>-1,974,696.36</b>
<b>MCF5900</b>	<b>Constl Officers-Auditor Of St-</b>	<b>-1,798,205.72</b>			
WARR	Warrants	4,392.64	0.00		
					<b>-1,793,813.08</b>
<b>MCF5901</b>	<b>Const Off-Auditor Unapp (005)</b>	<b>-2,317,231.67</b>			
WARR	Warrants	1,882,515.37	0.00		
					<b>-434,716.30</b>
<b>MCJ0000</b>	<b>County Jail Reimbursement</b>	<b>0.00</b>			
GDIS	Distribution (General Fund)	0.00	322,421.66		
					<b>-322,421.66</b>
<b>MCR0200</b>	<b>AOC Court Report (0023)</b>	<b>-6,099.81</b>			
WARR	Warrants	925.00	0.00		
					<b>-5,174.81</b>
<b>MCV0000</b>	<b>Co Voting Sys Grant Act 1189/</b>	<b>-579,342.23</b>			
SDIS	Distribution (Special Fund)	0.00	85,578.20		
					<b>-664,920.43</b>
<b>MDA0100</b>	<b>Drug/Alcohol Abuse Prev/Trea</b>	<b>-1,374,562.11</b>			
RCPT	Receipt	0.00	1,643.10		
SDIS	Distribution (Special Fund)	0.00	4,796.34		
WARR	Warrants	56,985.79	0.00		
					<b>-1,324,015.76</b>

### Fund Transaction by Type

Start Date:12/29/17

End Date:12/29/17

Fund	Fund Description	Beginning Balance	Ending Balance	
Type	Type Description	Debits	Credits	
<b>MEE0000</b>	<b>Environmental Ed Fund</b>	<b>-123,514.61</b>		
WARR	Warrants	341.15	0.00	
				<b>-123,173.46</b>
<b>MEM0000</b>	<b>Emergency Med Svcs (0645)</b>	<b>-88,977.38</b>		
RCPT	Receipt	0.00	50.00	
SDIS	Distribution (Special Fund)	0.00	561.16	
SPEC	Special Reversing Entry	50.00	0.00	
				<b>-89,538.54</b>
<b>MHC0100</b>	<b>Computer Svcs Revl-Oprs</b>	<b>-13,554,428.42</b>		
WARR	Warrants	47,983.05	0.00	
				<b>-13,506,445.37</b>
<b>MHF0000</b>	<b>Health Facility Svc Revolving</b>	<b>-1,126,295.26</b>		
RCPT	Receipt	0.00	5,975.00	
SDIS	Distribution (Special Fund)	0.00	200,711.98	
SPEC	Special Reversing Entry	4,975.00	0.00	
				<b>-1,328,007.24</b>
<b>MHI0101</b>	<b>Health Infor Tech 19-5-1244</b>	<b>-2,058,842.34</b>		
RCPT	Receipt	0.00	8,739.00	
SDIS	Distribution (Special Fund)	0.00	48,244.83	
SPEC	Special Reversing Entry	8,739.00	0.00	
				<b>-2,107,087.17</b>
<b>MHR0100</b>	<b>AR Home Inspectors Reg</b>	<b>-447,252.00</b>		
WARR	Warrants	46.20	0.00	
				<b>-447,205.80</b>
<b>MJA0000</b>	<b>Crime Information System</b>	<b>0.00</b>		
GDIS	Distribution (General Fund)	0.00	365,168.61	
				<b>-365,168.61</b>
<b>MJA0100</b>	<b>Crime Information System</b>	<b>-3,181,539.40</b>		
RCPT	Receipt	0.00	166,258.00	
SDIS	Distribution (Special Fund)	0.00	208,297.56	
SPEC	Special Reversing Entry	166,258.00	0.00	
WARR	Warrants	732.49	0.00	
				<b>-3,389,104.47</b>
<b>MJF0100</b>	<b>Judicial Fine Coll Enhance Op</b>	<b>-1,514,465.90</b>		
WARR	Warrants	404.55	0.00	
				<b>-1,514,061.35</b>
<b>MJU0000</b>	<b>Co Juror Reimburse Act 923/1</b>	<b>-593,218.02</b>		
WARR	Warrants	16,675.00	0.00	
				<b>-576,543.02</b>
<b>MLC0000</b>	<b>County Aid Fund</b>	<b>-212,336.51</b>		
4LHC	Four Lane Highway Constructio	0.00	3,658,763.73	
GDIS	Distribution (General Fund)	0.00	1,887,435.10	
HDIS	Distribution (Highway Fund)	0.00	6,512,639.35	
HSDIS	Highway Severance Distribution	0.00	437,461.73	
				<b>-12,708,636.42</b>
<b>MLC0200</b>	<b>County Aid Fund-Sp-(074)</b>	<b>-810,545.40</b>		
CTAX	Claims & Taxes	247.20	0.00	
RXFR	Transfer (Regular)	0.00	162,010.44	
SDIS	Distribution (Special Fund)	0.00	586,551.27	
SPEC	Special Reversing Entry	155,145.29	0.00	



### Fund Transaction by Type

Start Date:12/29/17 End Date:12/29/17

Fund	Fund Description	Beginning Balance		Ending Balance
Type	Type Description	Debits	Credits	
				<b>-1,403,714.62</b>
<b>MLM0000</b>	<b>Municipal Aid</b>	<b>-212,336.51</b>		
4LHC	Four Lane Highway Constructio	0.00	3,658,763.73	
GDIS	Distribution (General Fund)	0.00	2,755,945.54	
HDIS	Distribution (Highway Fund)	0.00	6,512,639.35	
HSDIS	Highway Severance Distribution	0.00	437,461.72	
				<b>-13,577,146.85</b>
<b>MLM0100</b>	<b>Municipal Aid General Revenu</b>	<b>-7,957.31</b>		
WARR	Warrants	3,144.72	0.00	
				<b>-4,812.59</b>
<b>MLM0200</b>	<b>Municipal Aid Highway Reveni</b>	<b>-72,130.16</b>		
CTAX	Claims & Taxes	247.20	0.00	
				<b>-71,882.96</b>
<b>MLS0100</b>	<b>DOL-Boiler Admin</b>	<b>-496,280.08</b>		
SDIS	Distribution (Special Fund)	0.00	60,013.15	
WARR	Warrants	1,481.88	0.00	
				<b>-554,811.35</b>
<b>MLS0200</b>	<b>DOL-Elec Bd Oprs</b>	<b>-849,587.64</b>		
SDIS	Distribution (Special Fund)	0.00	36,288.67	
WARR	Warrants	595.12	0.00	
				<b>-885,281.19</b>
<b>MLS0300</b>	<b>DOL-Other Revenue Receipts</b>	<b>-852,745.06</b>		
SDIS	Distribution (Special Fund)	0.00	19,502.94	
				<b>-872,248.00</b>
<b>MMF0000</b>	<b>Merit Adjustment</b>	<b>-11,680,091.90</b>		
GDIS	Distribution (General Fund)	0.00	1,554,077.21	
				<b>-13,234,169.11</b>
<b>MMT0200</b>	<b>Massage Therapy (0645)</b>	<b>-78,031.74</b>		
SDIS	Distribution (Special Fund)	0.00	12,222.57	
				<b>-90,254.31</b>
<b>MMV0000</b>	<b>Motor Vehicle Acquisition</b>	<b>0.00</b>		
GDIS	Distribution (General Fund)	0.00	291,389.48	
				<b>-291,389.48</b>
<b>MMV4E00</b>	<b>MVAR Geology</b>	<b>-13,995.00</b>		
RXFR	Transfer (Regular)	13,995.00	0.00	
				<b>0.00</b>
<b>MPH0100</b>	<b>Property Sales Holding</b>	<b>-271,195.12</b>		
WARR	Warrants	527.73	0.00	
				<b>-270,667.39</b>
<b>MPL0645</b>	<b>Lead Based Paint Haz (0645)</b>	<b>-307,832.98</b>		
SDIS	Distribution (Special Fund)	0.00	1,476.75	
				<b>-309,309.73</b>
<b>MPT0200</b>	<b>AR Parks &amp; Trsm-Outdoor Grn</b>	<b>-5,572,638.77</b>		
RXFR	Transfer (Regular)	0.00	15,888.84	
SDIS	Distribution (Special Fund)	0.00	211,704.64	
SPEC	Special Reversing Entry	15,888.84	0.00	
				<b>-5,784,343.41</b>
<b>MRD0000</b>	<b>Rainy Day 19-5-1262</b>	<b>-19,095,530.97</b>		
GDIS	Distribution (General Fund)	0.00	1,542,176.48	
				<b>-20,637,707.45</b>

### Fund Transaction by Type

Start Date:12/29/17 End Date:12/29/17

Fund	Fund Description	Beginning Balance	Ending Balance	
Type	Type Description	Debits	Credits	
<b>MTA0000</b>	<b>Miscellaneous Revolving</b>	<b>-35,212.72</b>		
RXFR	Transfer (Regular)	34,482.84	0.00	
				<b>-729.88</b>
<b>MTA0201</b>	<b>Misc Revl-Widow/Depnd Chldr</b>	<b>-933,980.31</b>		
CTAX	Claims & Taxes	0.00	14,602.30	
RXFR	Transfer (Regular)	0.00	2,208.89	
WARR	Warrants	1,682.00	0.00	
				<b>-949,109.50</b>
<b>MTA0300</b>	<b>DFA-Miscellaneous Revl-Reve</b>	<b>-112,827.32</b>		
CTAX	Claims & Taxes	0.00	2,050.74	
				<b>-114,878.06</b>
<b>MTA0301</b>	<b>Sales/Use Tax Refunds (0630)</b>	<b>-9,207,975.91</b>		
RXFR	Transfer (Regular)	0.00	1,104,614.70	
WARR	Warrants	179,451.87	0.00	
				<b>-10,133,138.74</b>
<b>MTA0305</b>	<b>Soft Drink Tax Refunds (0630)</b>	<b>-7,468.08</b>		
WARR	Warrants	1,512.00	0.00	
				<b>-5,956.08</b>
<b>MTA0307</b>	<b>Severance Tax Refunds (0630)</b>	<b>-2,146.50</b>		
RXFR	Transfer (Regular)	0.00	15.39	
				<b>-2,161.89</b>
<b>MTA0317</b>	<b>Craft Trng Permits Refund 063</b>	<b>-423.45</b>		
WARR	Warrants	186.84	0.00	
				<b>-236.61</b>
<b>MTA03DS</b>	<b>Misc Revolv DrvSvcs (0630)</b>	<b>-41,478.13</b>		
RXFR	Transfer (Regular)	0.00	100.00	
WARR	Warrants	310.00	0.00	
				<b>-41,268.13</b>
<b>MTA03MV</b>	<b>MiscRevolv MotorVeh (0630)</b>	<b>-588,873.56</b>		
RXFR	Transfer (Regular)	0.00	4,168.21	
WARR	Warrants	2,966.90	0.00	
				<b>-590,074.87</b>
<b>MTA0404</b>	<b>Misc Revl-Ins Dept-Overpayme</b>	<b>-1,138,589.14</b>		
WARR	Warrants	2,690.00	0.00	
				<b>-1,135,899.14</b>
<b>MTA6300</b>	<b>Misc Rev-Corp Fees &amp; Tax Ref</b>	<b>-38,883.70</b>		
WARR	Warrants	662.00	0.00	
				<b>-38,221.70</b>
<b>MUI0000</b>	<b>Unemploy Ins Adm §19-5-1230</b>	<b>-4,305,675.83</b>		
RCPT	Receipt	0.00	7,051.40	
				<b>-4,312,727.23</b>
<b>MWH0200</b>	<b>ADEM Federal Surplus 1187/05</b>	<b>-728,130.76</b>		
WARR	Warrants	6,861.56	0.00	
				<b>-721,269.20</b>
<b>MWJ0101</b>	<b>DFA Build Auth Admin (615)</b>	<b>-7,000,831.49</b>		
WARR	Warrants	44,509.17	0.00	
				<b>-6,956,322.32</b>
<b>MWS0000</b>	<b>Workforce Services § 19-5-123</b>	<b>-1,315,305.63</b>		
GDIS	Distribution (General Fund)	0.00	375,391.24	
				<b>-1,690,696.87</b>

### Fund Transaction by Type

Start Date:12/29/17 End Date:12/29/17

Fund	Fund Description	Beginning Balance			Ending Balance
Type	Type Description	Debits	Credits		
<b>NAR0000</b>	<b>Appraiser Lic &amp; Cert Brd Treas</b>	<b>-904,984.33</b>			
WARR	Warrants	332.94	0.00		-904,651.39
<b>NBE0000</b>	<b>Barber Examiners Bd 50/09</b>	<b>-258,269.03</b>			
WARR	Warrants	46.20	0.00		-258,222.83
<b>NCB0000</b>	<b>Cemetery Bd-Interest Treas</b>	<b>-29,514.12</b>			
WARR	Warrants	35.28	0.00		-29,478.84
<b>NCC0000</b>	<b>ACC Residents Services (0485</b>	<b>-2,019,122.87</b>			
WARR	Warrants	31,848.25	0.00		-1,987,274.62
<b>NCG0300</b>	<b>Landslide Rsch (0420)</b>	<b>-105,910.43</b>			
RXFR	Transfer (Regular)	0.00	13,995.00		-119,905.43
<b>NDB0000</b>	<b>Dental Board-Cash in Treas</b>	<b>-1,526,682.64</b>			
WARR	Warrants	439.27	0.00		-1,526,243.37
<b>NDC0100</b>	<b>ADC Inmate Telephone</b>	<b>-2,959,638.94</b>			
RXFR	Transfer (Regular)	0.00	179.56		-2,951,982.77
WARR	Warrants	7,835.73	0.00		
<b>NDC0200</b>	<b>ADC Inmate Welfare</b>	<b>-6,173,880.47</b>			
WARR	Warrants	94,061.09	0.00		-6,079,819.38
<b>NDC0300</b>	<b>ADC Work Release</b>	<b>-8,338,740.41</b>			
WARR	Warrants	10,671.48	0.00		-8,328,068.93
<b>NDW0001</b>	<b>Labor-Wage/Hour-Int Treas</b>	<b>-140,238.00</b>			
WARR	Warrants	1,150.70	0.00		-139,087.30
<b>NEC0000</b>	<b>Board Examiners In Counselin</b>	<b>-731,672.21</b>			
WARR	Warrants	249.37	0.00		-731,422.84
<b>NED0004</b>	<b>ADE-Multiple-Int Treas</b>	<b>-857,627.50</b>			
RXFR	Transfer (Regular)	0.00	628.77		-857,471.02
WARR	Warrants	785.25	0.00		
<b>NED0013</b>	<b>Pro Lic Standards Brd (0500)</b>	<b>-1,875,033.36</b>			
WARR	Warrants	694.22	0.00		-1,874,339.14
<b>NEF0000</b>	<b>E&amp;FD Board (0233)</b>	<b>-129,400.15</b>			
RCPT	Receipt	0.00	11,120.00		-140,520.15
<b>NEM0006</b>	<b>911 Rural Enhance-Cash in Tr</b>	<b>-1,153,092.62</b>			
WARR	Warrants	10.54	0.00		-1,153,082.08
<b>NES0000</b>	<b>PELS Treasury Pay</b>	<b>-809,468.10</b>			
RCPT	Receipt	0.00	111,350.00		-920,818.10

### Fund Transaction by Type

Start Date:12/29/17 End Date:12/29/17

Fund	Fund Description	Beginning Balance	Ending Balance	
Type	Type Description	Debits	Credits	
<b>NET0001</b>	<b>ETV-Oprs-Interest Treas</b>	<b>-129,784.70</b>		
WARR	Warrants	724.23	0.00	
				<b>-129,060.47</b>
<b>NET0002</b>	<b>ETV-Cmty Serv Grnt A-Int Treas</b>	<b>-1,762,783.01</b>		
RXFR	Transfer (Regular)	0.00	20.52	
WARR	Warrants	7,695.62	0.00	
				<b>-1,755,107.91</b>
<b>NET0003</b>	<b>ETV-ADE Prof Dev (0516)</b>	<b>-2,144,609.48</b>		
WARR	Warrants	18,481.24	0.00	
				<b>-2,126,128.24</b>
<b>NFA0003</b>	<b>DFA-Training-Int Treas</b>	<b>-449,423.21</b>		
WARR	Warrants	35,000.00	0.00	
				<b>-414,423.21</b>
<b>NFA0010</b>	<b>DFA OSP Rebates</b>	<b>-1,488,758.81</b>		
WARR	Warrants	442.48	0.00	
				<b>-1,488,316.33</b>
<b>NGC0200</b>	<b>Registral Prof Geologist-CIT</b>	<b>-58,921.26</b>		
RCPT	Receipt	0.00	60.00	
				<b>-58,981.26</b>
<b>NGM0000</b>	<b>Governor's Mansion 609/09 S</b>	<b>-84,229.12</b>		
WARR	Warrants	1,180.89	0.00	
				<b>-83,048.23</b>
<b>NHS0103</b>	<b>DHS-Residents Benefits-Int Tr</b>	<b>-24,880.94</b>		
WARR	Warrants	68.00	0.00	
				<b>-24,812.94</b>
<b>NHS0201</b>	<b>DCO-Commodity Distr-Int Treas</b>	<b>-153,387.51</b>		
WARR	Warrants	344.23	0.00	
				<b>-153,043.28</b>
<b>NMV0000</b>	<b>MV Special Plates State (0630)</b>	<b>-62,383.51</b>		
RXFR	Transfer (Regular)	0.00	1,604.24	
				<b>-63,987.75</b>
<b>NMV0001</b>	<b>MVSpecial PlatesNonState (06</b>	<b>-78,351.38</b>		
RXFR	Transfer (Regular)	0.00	2,156.53	
				<b>-80,507.91</b>
<b>NMV0002</b>	<b>IRP Refunds (0630)</b>	<b>-4,268,638.80</b>		
RXFR	Transfer (Regular)	0.00	166,836.37	
				<b>-4,435,475.17</b>
<b>NMV0004</b>	<b>Prepaid Wireless Col</b>	<b>-757,432.69</b>		
RXFR	Transfer (Regular)	0.00	213.98	
				<b>-757,646.67</b>
<b>NNB0000</b>	<b>ASNB Nurse Ed Workshop</b>	<b>-7,967.37</b>		
WARR	Warrants	51.09	0.00	
				<b>-7,916.28</b>
<b>NNH0202</b>	<b>SallyWilliams Artist Fd (0870)</b>	<b>-21,405.10</b>		
WARR	Warrants	495.00	0.00	
				<b>-20,910.10</b>
<b>NNH0910</b>	<b>DAH Mos Tmplr Cash (0865)</b>	<b>-58,294.84</b>		
WARR	Warrants	176.00	0.00	
				<b>-58,118.84</b>
<b>NPB0000</b>	<b>Pharmacy Ckg-Int Treas</b>	<b>-2,632,165.04</b>		

### Fund Transaction by Type

Start Date:12/29/17 End Date:12/29/17

Fund	Fund Description	Beginning Balance	Ending Balance	
Type	Type Description	Debits	Credits	
WARR	Warrants	33.75	0.00	
				-2,632,131.29
<b>NPT0101</b>	<b>PT-Tourism Oprs-Int Treas</b>	<b>-27,114.57</b>		
WARR	Warrants	1,120.00	0.00	
				-25,994.57
<b>NPT0104</b>	<b>PT-Sweep-Int Treas</b>	<b>-14,919,184.11</b>		
RXFR	Transfer (Regular)	0.00	5,524.35	
WARR	Warrants	14,949.75	0.00	
				-14,909,758.71
<b>NPT0204</b>	<b>War Memorial Cash (0900)</b>	<b>-881,491.57</b>		
WARR	Warrants	7,016.64	0.00	
				-874,474.93
<b>NRE0001</b>	<b>Real Estate-Int Treas</b>	<b>-1,608,373.22</b>		
WARR	Warrants	1,152.22	0.00	
				-1,607,221.00
<b>NRF0000</b>	<b>Bd Reg Foresters Op (0239)</b>	<b>-92,615.18</b>		
RCPT	Receipt	0.00	1,517.40	
				-94,132.58
<b>NST0901</b>	<b>AEDC-AR Mfg Ext Ntwk (790)</b>	<b>-1,422,144.31</b>		
WARR	Warrants	12.46	0.00	
				-1,422,131.85
<b>NSW0101</b>	<b>Soil &amp; Water-Travel-Interest T</b>	<b>-5,420,646.70</b>		
RCPT	Receipt	0.00	44,489.37	
				-5,465,136.07
<b>NSW0106</b>	<b>Soil &amp; Water-Dam Permit Fees</b>	<b>-765,330.33</b>		
WARR	Warrants	126.35	0.00	
				-765,203.98
<b>NSW0108</b>	<b>Soil &amp; Water-Info-Educ-Int Tre</b>	<b>-792,478.39</b>		
WARR	Warrants	93.91	0.00	
				-792,384.48
<b>NSW0109</b>	<b>Soil &amp; Water-Tax Credits-Int T</b>	<b>-53,347.22</b>		
RCPT	Receipt	0.00	307.98	
				-53,655.20
<b>NSW0110</b>	<b>Soil &amp; Water-Wellwtr Oprs-Int</b>	<b>-383,702.71</b>		
RCPT	Receipt	0.00	150.00	
WARR	Warrants	284.62	0.00	
				-383,568.09
<b>NSW0123</b>	<b>Nutrient/Poultry Litter</b>	<b>-1,125.75</b>		
RCPT	Receipt	0.00	30.00	
				-1,155.75
<b>NSW0137</b>	<b>Drinking Water FY09 (0455)</b>	<b>-268,920.36</b>		
WARR	Warrants	66.23	0.00	
				-268,854.13
<b>NTC0000</b>	<b>TCB Sale to Minors Enf</b>	<b>-272,097.80</b>		
WARR	Warrants	353.91	0.00	
				-271,743.89
<b>NTC0100</b>	<b>ATC Tobacco Forfeiture (0261)</b>	<b>-556,309.74</b>		
RCPT	Receipt	0.00	800.00	
				-557,109.74
<b>NVA0000</b>	<b>DVA Cash in Treasury</b>	<b>-809,021.65</b>		

### Fund Transaction by Type

Start Date:12/29/17 End Date:12/29/17

Fund	Fund Description	Beginning Balance		Ending Balance
Type	Type Description	Debits	Credits	
RCPT	Receipt	0.00	35,833.20	
RXFR	Transfer (Regular)	410,052.52	0.00	
WARR	Warrants	596.59	0.00	
				<b>-434,205.74</b>
<b>NVA0200</b>	<b>Veterans Cemetery § 19-5-107</b>	<b>-589,197.27</b>		
WARR	Warrants	88.42	0.00	
				<b>-589,108.85</b>
<b>NVA0900</b>	<b>ADVA STATE VET HOME AT N</b>	<b>-173,334.80</b>		
WARR	Warrants	59,158.89	0.00	
				<b>-114,175.91</b>
<b>PAYROLL</b>	<b>Statewide Payroll Paying Acct</b>	<b>-1,329,883.50</b>		
RXFR	Transfer (Regular)	0.00	4,293.34	
WARR	Warrants	444,340.42	0.00	
				<b>-889,836.42</b>
<b>PER0100</b>	<b>Educ Rehab Paying-Fed Admi</b>	<b>-50,713.51</b>		
WARR	Warrants	6,774.84	0.00	
				<b>-43,938.67</b>
<b>PER0200</b>	<b>Educ Rehab Paying-Prch Serv</b>	<b>-132,702.60</b>		
WARR	Warrants	9,669.86	0.00	
				<b>-123,032.74</b>
<b>PER0300</b>	<b>Educ Rehab Paying-Grants</b>	<b>-308,020.98</b>		
WARR	Warrants	31,659.61	0.00	
				<b>-276,361.37</b>
<b>PHD0000</b>	<b>Health Oper § 19-5-104</b>	<b>-3,251,964.79</b>		
RCPT	Receipt	0.00	74,930.23	
RXFR	Transfer (Regular)	0.00	872,151.68	
WARR	Warrants	561,424.58	0.00	
				<b>-3,637,622.12</b>
<b>PTD8100</b>	<b>Tobacco DD Pay-Prescr Drugs</b>	<b>-46,979.18</b>		
RCPT	Receipt	0.00	756.96	
WARR	Warrants	34.88	0.00	
				<b>-47,701.26</b>
<b>PTD8600</b>	<b>Tobacco DD Pay-Hosp Med Se</b>	<b>-667,953.13</b>		
RCPT	Receipt	0.00	274,131.15	
WARR	Warrants	19,737.10	0.00	
				<b>-922,347.18</b>
<b>PWD7700</b>	<b>DHS-Nrs Hm Vndr Payments</b>	<b>-19,290,862.45</b>		
RCPT	Receipt	0.00	9,576.55	
WARR	Warrants	1,949.55	0.00	
				<b>-19,298,489.45</b>
<b>PWD8100</b>	<b>DHS-DrugVenPay-FamPlan</b>	<b>-21,685,807.13</b>		
RCPT	Receipt	0.00	341,932.25	
WARR	Warrants	24,584.04	0.00	
				<b>-22,003,155.34</b>
<b>PWD8600</b>	<b>DHS-Hosp/Med Vendor</b>	<b>-44,072,055.13</b>		
RCPT	Receipt	0.00	1,990,414.64	
RXFR	Transfer (Regular)	0.00	2,259,229.49	
WARR	Warrants	323,860.10	0.00	
				<b>-47,997,839.16</b>
<b>PWD8700</b>	<b>DHS-Med Assist Prg Admin</b>	<b>-2,781,955.01</b>		

### Fund Transaction by Type

Start Date:12/29/17 End Date:12/29/17

Fund	Fund Description	Beginning Balance		Ending Balance
Type	Type Description	Debits	Credits	
RCPT	Receipt	0.00	907.06	
RXFR	Transfer (Regular)	0.00	907.05	
WARR	Warrants	1,328.67	0.00	
				<b>-2,782,440.45</b>
<b>PWD8900</b>	<b>DHS-Med Assist Prg Peer Rev</b>	<b>-5,378,355.47</b>		
RCPT	Receipt	0.00	161,737.92	
RXFR	Transfer (Regular)	0.00	90,543.24	
WARR	Warrants	837,028.58	0.00	
				<b>-4,793,608.05</b>
<b>PWD9400</b>	<b>DHS-Lng Trm Care Prof Contr:</b>	<b>-609,963.07</b>		
WARR	Warrants	5,611.50	0.00	
				<b>-604,351.57</b>
<b>PWD9600</b>	<b>DHS ARKIDS B Prg</b>	<b>-9,954,501.77</b>		
RCPT	Receipt	0.00	126,385.44	
WARR	Warrants	8,500.93	0.00	
				<b>-10,072,386.28</b>
<b>PWE1400</b>	<b>DHS-SSvs Blk Grnt-Title XX</b>	<b>-49,013.90</b>		
RCPT	Receipt	0.00	24,557.50	
RXFR	Transfer (Regular)	24,557.50	0.00	
				<b>-49,013.90</b>
<b>PWE2000</b>	<b>DHS-Aging Proj Grant Paymer</b>	<b>-193,473.13</b>		
RCPT	Receipt	0.00	23,499.91	
WARR	Warrants	4,801.76	0.00	
				<b>-212,171.28</b>
<b>PWE5300</b>	<b>Mental Hlth Grants (0710)</b>	<b>-407,699.53</b>		
RCPT	Receipt	0.00	20,529.91	
				<b>-428,229.44</b>
<b>PWE6000</b>	<b>DHS DBS Purchase of Service</b>	<b>-611,446.65</b>		
WARR	Warrants	9,738.08	0.00	
				<b>-601,708.57</b>
<b>PWE8000</b>	<b>DHS Public Nursing Home Car</b>	<b>-16,302,065.69</b>		
RCPT	Receipt	0.00	2,029,572.50	
WARR	Warrants	3,074.00	0.00	
				<b>-18,328,564.19</b>
<b>PWE9000</b>	<b>DHS Family Preservation</b>	<b>-394,989.59</b>		
RXFR	Transfer (Regular)	0.00	15,300.00	
WARR	Warrants	41,228.05	0.00	
				<b>-369,061.54</b>
<b>PWE9100</b>	<b>DHS DCF IV E Foster Care</b>	<b>-944,645.32</b>		
RCPT	Receipt	0.00	4,303.59	
WARR	Warrants	308,921.91	0.00	
				<b>-640,027.00</b>
<b>PWE9300</b>	<b>DHS DCF Child Care Cost</b>	<b>-2,033,147.50</b>		
RCPT	Receipt	0.00	17,919.92	
RXFR	Transfer (Regular)	0.00	18,276.08	
WARR	Warrants	51,105.47	0.00	
				<b>-2,018,238.03</b>
<b>PWE9400</b>	<b>DHS Food Stamps</b>	<b>-57,540.49</b>		
WARR	Warrants	34,372.44	0.00	
				<b>-23,168.05</b>

### Fund Transaction by Type

Start Date:12/29/17 End Date:12/29/17

Fund	Fund Description	Beginning Balance	Ending Balance	
Type	Type Description	Debits	Credits	
<b>PWP1000</b>	<b>Dept Of Human Svcs-Dir Off A</b>	<b>-249,444.51</b>		
RCPT	Receipt	0.00	8,723.37	
RXFR	Transfer (Regular)	0.00	142.33	
WARR	Warrants	363.90	0.00	
				<b>-257,946.31</b>
<b>PWP1200</b>	<b>DHS-Office CLO (0710)</b>	<b>-3,644.29</b>		
RCPT	Receipt	0.00	2,869.37	
WARR	Warrants	61.65	0.00	
				<b>-6,452.01</b>
<b>PWP1300</b>	<b>DHS OFFICE SEC/COMP ADM</b>	<b>-1,420.82</b>		
RCPT	Receipt	0.00	781.82	
RXFR	Transfer (Regular)	0.00	1.79	
WARR	Warrants	32.92	0.00	
				<b>-2,171.51</b>
<b>PWP1500</b>	<b>Dept Of Human Svcs-Chief Cor</b>	<b>-296,347.08</b>		
RCPT	Receipt	0.00	25,615.17	
RXFR	Transfer (Regular)	0.00	1,197.11	
WARR	Warrants	3,598.97	0.00	
				<b>-319,560.39</b>
<b>PWP2000</b>	<b>Dept of Human Svcs-Aging Ad</b>	<b>-3,642,553.20</b>		
RCPT	Receipt	0.00	1,249.34	
RXFR	Transfer (Regular)	0.00	2,009.59	
WARR	Warrants	1,316.43	0.00	
				<b>-3,644,495.70</b>
<b>PWP2500</b>	<b>Dept of Human Svcs-DCFS Ad</b>	<b>-540,389.71</b>		
RCPT	Receipt	0.00	10,007.76	
RXFR	Transfer (Regular)	0.00	11,756.90	
WARR	Warrants	24,946.85	0.00	
				<b>-537,207.52</b>
<b>PWP3000</b>	<b>Dept of Human Svcs-DCCECE</b>	<b>-3,398,957.15</b>		
RCPT	Receipt	0.00	5,724.01	
RXFR	Transfer (Regular)	0.00	687.83	
WARR	Warrants	4,113.49	0.00	
				<b>-3,401,255.50</b>
<b>PWP3500</b>	<b>Dept Of Human Svcs-Mntl Hlth</b>	<b>-447,536.57</b>		
RCPT	Receipt	0.00	1,259,032.29	
RXFR	Transfer (Regular)	2,217.92	14,728.10	
WARR	Warrants	25,388.99	0.00	
				<b>-1,693,690.05</b>
<b>PWP4000</b>	<b>Dept Of Human Svcs-Medsvcs</b>	<b>-17,834,639.40</b>		
RCPT	Receipt	0.00	564.02	
RXFR	Transfer (Regular)	0.00	18.04	
WARR	Warrants	9,021.51	0.00	
				<b>-17,826,199.95</b>
<b>PWP4500</b>	<b>Dept Of Human Svcs-Co Oprs-</b>	<b>-3,309,404.67</b>		
RCPT	Receipt	0.00	141,229.76	
RXFR	Transfer (Regular)	0.00	1,660.85	
WARR	Warrants	29,951.44	0.00	
				<b>-3,422,343.84</b>
<b>PWP5000</b>	<b>Dept Of Human Svcs-Admin Sr</b>	<b>-2,511,587.57</b>		
RCPT	Receipt	0.00	141,069.48	



### Fund Transaction by Type

Start Date:12/29/17 End Date:12/29/17

Fund	Fund Description	Beginning Balance	Ending Balance
Type	Type Description	Debits	Credits
RXFR	Transfer (Regular)	0.00	1,499.03
WARR	Warrants	3,216.29	0.00
			<b>-2,650,939.79</b>
<b>PWP5100</b>	<b>DHS-Office CPO (0710)</b>	<b>-26,939.97</b>	
RCPT	Receipt	0.00	37,532.90
RXFR	Transfer (Regular)	0.00	454.28
WARR	Warrants	862.13	0.00
			<b>-64,065.02</b>
<b>PWP5200</b>	<b>DHS-Office CIO (0710)</b>	<b>-223,160.67</b>	
RCPT	Receipt	0.00	87,450.03
RXFR	Transfer (Regular)	0.00	1,903.71
WARR	Warrants	3,507.14	0.00
			<b>-309,007.27</b>
<b>PWP5300</b>	<b>DHS-Office HR (0710)</b>	<b>-9,631.00</b>	
RCPT	Receipt	0.00	34,523.60
RXFR	Transfer (Regular)	0.00	938.46
WARR	Warrants	1,935.71	0.00
			<b>-43,157.35</b>
<b>PWP5500</b>	<b>Dept of Human Svcs-DDS Adm</b>	<b>-8,178,797.70</b>	
RCPT	Receipt	0.00	3,361,540.62
RXFR	Transfer (Regular)	0.00	48,347.91
WARR	Warrants	34,396.47	0.00
			<b>-11,554,289.76</b>
<b>PWP6500</b>	<b>Dept Of Human Svcs-Blind Srv</b>	<b>-397,676.39</b>	
RXFR	Transfer (Regular)	0.00	49,979.74
WARR	Warrants	1,060.65	0.00
			<b>-446,595.48</b>
<b>PWP7500</b>	<b>Dept of Human Svcs-Vol Admi</b>	<b>-440,627.33</b>	
RCPT	Receipt	0.00	14,049.44
RXFR	Transfer (Regular)	0.00	152.99
WARR	Warrants	1,178.30	0.00
			<b>-453,651.46</b>
<b>PWP8000</b>	<b>Dept Of Human Svcs-Yth Srv P</b>	<b>-340,912.92</b>	
RCPT	Receipt	0.00	32,913.16
RXFR	Transfer (Regular)	0.00	1,433.92
WARR	Warrants	9,062.40	0.00
			<b>-366,197.60</b>
<b>PWS0000</b>	<b>Temp Emp Asst Svc § 19-5-10</b>	<b>-218,755.48</b>	
RCPT	Receipt	0.00	10,248.00
RXFR	Transfer (Regular)	13,840.08	0.00
WARR	Warrants	665.47	0.00
			<b>-214,497.93</b>
<b>RRA0000</b>	<b>State Hwy &amp; Transportation</b>	<b>-330,937,485.72</b>	
CTAX	Claims & Taxes	1,190.52	0.00
HDIS	Distribution (Highway Fund)	0.00	30,392,316.97
HSDIS	Highway Severance Distribution	0.00	2,041,488.06
RCPT	Receipt	0.00	15,171,504.63
RXFR	Transfer (Regular)	15,167,923.28	14,375,998.35
SDIS	Distribution (Special Fund)	0.00	1,132,753.71
SPEC	Special Reversing Entry	29,547,502.98	15,168,613.80
WARR	Warrants	20,791,537.48	0.00

### Fund Transaction by Type

Start Date:12/29/17 End Date:12/29/17

Fund	Fund Description	Beginning Balance	Ending Balance	
Type	Type Description	Debits	Credits	
				<b>-343,712,006.98</b>
<b>RRA4LHC</b>	<b>4 Lane Highway Construction</b>	<b>-629,790,438.23</b>		
4LHC	Four Lane Highway Constructio	0.00	17,074,230.75	
RXFR	Transfer (Regular)	165,658.61	2,584,854.72	
SPEC	Special Reversing Entry	2,584,854.72	165,658.61	
WARR	Warrants	4,034,060.45	0.00	
				<b>-642,830,608.53</b>
<b>RRB0000</b>	<b>State Aid Road</b>	<b>-13,107,874.25</b>		
RXFR	Transfer (Regular)	7.57	686,405.31	
SDIS	Distribution (Special Fund)	0.00	1,660,784.03	
SPEC	Special Reversing Entry	686,405.31	7.57	
WARR	Warrants	534,925.05	0.00	
				<b>-14,233,733.23</b>
<b>RRC0000</b>	<b>State Aid Street (0090)</b>	<b>-11,365,333.21</b>		
RXFR	Transfer (Regular)	7.57	686,405.31	
SDIS	Distribution (Special Fund)	0.00	1,660,784.03	
SPEC	Special Reversing Entry	686,405.31	7.57	
WARR	Warrants	174,198.16	0.00	
				<b>-12,851,919.08</b>
<b>SAB0100</b>	<b>AR Motor Vehicle Comm-Oprs</b>	<b>-2,492,208.22</b>		
RCPT	Receipt	0.00	7,840.00	
SDIS	Distribution (Special Fund)	0.00	75,176.42	
SPEC	Special Reversing Entry	7,840.00	0.00	
				<b>-2,567,384.64</b>
<b>SAC0000</b>	<b>Asbestos Control</b>	<b>-1,349,096.49</b>		
SDIS	Distribution (Special Fund)	0.00	22,333.38	
				<b>-1,371,429.87</b>
<b>SAE0200</b>	<b>AR Econ Dev-3.9% Rebate</b>	<b>0.00</b>		
LCRT	General Letter of Cert	0.00	3,199,820.00	
				<b>-3,199,820.00</b>
<b>SAH0200</b>	<b>Oil Museum-Oil/Brine</b>	<b>-50,486.39</b>		
RXFR	Transfer (Regular)	0.00	1,363.40	
SDIS	Distribution (Special Fund)	0.00	7,500.50	
SPEC	Special Reversing Entry	1,363.40	0.00	
				<b>-57,986.89</b>
<b>SAT0000</b>	<b>Special Addl Taxes (0630)</b>	<b>-270,008.67</b>		
RXFR	Transfer (Regular)	32,480.86	72,025.24	
				<b>-309,553.05</b>
<b>SBA0100</b>	<b>Keep AR Beautiful-Oprs</b>	<b>-477,563.31</b>		
RXFR	Transfer (Regular)	0.00	64,730.41	
WARR	Warrants	72.92	0.00	
				<b>-542,220.80</b>
<b>SBB0100</b>	<b>Soybean Board-Operations</b>	<b>-5,649,969.20</b>		
RCPT	Receipt	0.00	12,020.36	
RXFR	Transfer (Regular)	25,551.23	25,551.23	
SDIS	Distribution (Special Fund)	0.00	1,063,962.10	
SPEC	Special Reversing Entry	33,102.99	25,551.23	
WARR	Warrants	111.76	0.00	
				<b>-6,718,288.14</b>
<b>SBC0100</b>	<b>AR Beef Council</b>	<b>-122,870.31</b>		
RCPT	Receipt	0.00	1,090.40	

### Fund Transaction by Type

Start Date:12/29/17 End Date:12/29/17

Fund	Fund Description	Beginning Balance		Ending Balance
Type	Type Description	Debits	Credits	
RXFR	Transfer (Regular)	1,090.40	1,090.40	
SDIS	Distribution (Special Fund)	0.00	44,946.97	
SPEC	Special Reversing Entry	545.20	0.00	
WARR	Warrants	183.46	0.00	
				<b>-168,179.02</b>
<b>SBN0100</b>	<b>Ar St Bd of Nursing-Oprs</b>	<b>-3,508,289.38</b>		
SDIS	Distribution (Special Fund)	0.00	415,588.59	
				<b>-3,923,877.97</b>
<b>SBS0000</b>	<b>Boating Safety(080)</b>	<b>0.00</b>		
RXFR	Transfer (Regular)	20,191.62	725.50	
SDIS	Distribution (Special Fund)	0.00	20,191.62	
SPEC	Special Reversing Entry	725.50	0.00	
				<b>0.00</b>
<b>SCB0100</b>	<b>AR Catfish Promotion</b>	<b>-96,776.97</b>		
SDIS	Distribution (Special Fund)	0.00	578.14	
				<b>-97,355.11</b>
<b>SCE0000</b>	<b>St Crime Lab Equip-Special</b>	<b>-882,532.22</b>		
SDIS	Distribution (Special Fund)	0.00	43,035.96	
				<b>-925,568.18</b>
<b>SCE0100</b>	<b>St Crime Lab Equip-Sp Rev</b>	<b>-183,225.46</b>		
WARR	Warrants	8,014.00	0.00	
				<b>-175,211.46</b>
<b>SCP0000</b>	<b>AR Child Passenger Protection</b>	<b>-109,272.68</b>		
SDIS	Distribution (Special Fund)	0.00	9,412.01	
				<b>-118,684.69</b>
<b>SCS0200</b>	<b>ADHE - PVC Op (0700)</b>	<b>-120,613.87</b>		
SDIS	Distribution (Special Fund)	0.00	2,077.29	
				<b>-122,691.16</b>
<b>SCT0100</b>	<b>DHS-Child Care Opr</b>	<b>0.00</b>		
SDIS	Distribution (Special Fund)	0.00	6,005.45	
				<b>-6,005.45</b>
<b>SCX0000</b>	<b>Conservation Tax</b>	<b>-657,321.77</b>		
RXFR	Transfer (Regular)	6,519,734.36	660,699.08	
SDIS	Distribution (Special Fund)	0.00	6,473,042.30	
SPEC	Special Reversing Entry	660,699.08	46,692.06	
				<b>-657,321.77</b>
<b>SDA0100</b>	<b>Aeronautics-Oprs</b>	<b>-3,459,682.85</b>		
RXFR	Transfer (Regular)	0.00	9,656.61	
SDIS	Distribution (Special Fund)	0.00	442,224.59	
SPEC	Special Reversing Entry	9,656.61	0.00	
WARR	Warrants	94,897.31	0.00	
				<b>-3,807,010.13</b>
<b>SDC0100</b>	<b>ADC Farm Reserve</b>	<b>-3,254,875.00</b>		
SDIS	Distribution (Special Fund)	0.00	148,148.01	
WARR	Warrants	1,029.11	0.00	
				<b>-3,401,993.90</b>
<b>SDD0100</b>	<b>Dept of Correc-Industry Oprs</b>	<b>-1,052,667.24</b>		
SDIS	Distribution (Special Fund)	0.00	286,819.10	
WARR	Warrants	7,494.87	0.00	
				<b>-1,331,991.47</b>

### Fund Transaction by Type

Start Date:12/29/17 End Date:12/29/17

Fund	Fund Description	Beginning Balance	Ending Balance
Type	Type Description	Debits	Credits
<b>SDF0101</b>	<b>State Forestry 19-6-411</b>	<b>-2,590,832.45</b>	
RCPT	Receipt	0.00	214,450.26
SDIS	Distribution (Special Fund)	0.00	732,913.02
SPEC	Special Reversing Entry	214,166.49	0.00
WARR	Warrants	3,169.06	0.00
			<b>-3,320,860.18</b>
<b>SDG0000</b>	<b>Game Protection Fund</b>	<b>-8,834,861.58</b>	
RCPT	Receipt	0.00	676,603.35
RXFR	Transfer (Regular)	0.00	2,925,765.89
SDIS	Distribution (Special Fund)	0.00	2,724,908.29
SPEC	Special Reversing Entry	567,101.24	0.00
WARR	Warrants	156,943.56	0.00
			<b>-14,438,094.31</b>
<b>SDG0100</b>	<b>GPF-License Plate Fnd</b>	<b>-3,406,535.33</b>	
RXFR	Transfer (Regular)	0.00	923.82
			<b>-3,407,459.15</b>
<b>SDG0700</b>	<b>Game Protection Nature Cntr (</b>	<b>-550,999.42</b>	
WARR	Warrants	364.30	0.00
			<b>-550,635.12</b>
<b>SDG0800</b>	<b>AGFC-Gas Lease (0080(</b>	<b>-46,102.60</b>	
SDIS	Distribution (Special Fund)	0.00	11,186.91
			<b>-57,289.51</b>
<b>SDG1000</b>	<b>Hunters Feeding the Hungry</b>	<b>-15,467.82</b>	
RCPT	Receipt	0.00	1,032.00
			<b>-16,499.82</b>
<b>SDG1200</b>	<b>AGFC Equipment 19-6-420</b>	<b>-1,178,959.19</b>	
RXFR	Transfer (Regular)	0.00	256.50
			<b>-1,179,215.69</b>
<b>SDG1201</b>	<b>AGFC Fleet Fund</b>	<b>-630,973.75</b>	
RCPT	Receipt	0.00	2,360.34
			<b>-633,334.09</b>
<b>SDH4300</b>	<b>Securities Dept-Operations</b>	<b>-4,292,463.72</b>	
RCPT	Receipt	0.00	1,294,936.65
SDIS	Distribution (Special Fund)	0.00	1,483,993.35
SPEC	Special Reversing Entry	1,294,936.65	0.00
WARR	Warrants	525.26	0.00
			<b>-5,775,931.81</b>
<b>SDI0000</b>	<b>Interpreters Deaf/Hearing Imp</b>	<b>-72,526.38</b>	
SDIS	Distribution (Special Fund)	0.00	2,736.91
			<b>-75,263.29</b>
<b>SDL0100</b>	<b>Commercial Drivers Lic</b>	<b>-7,452,306.29</b>	
RXFR	Transfer (Regular)	0.00	149,290.00
SDIS	Distribution (Special Fund)	0.00	191,450.87
SPEC	Special Reversing Entry	149,290.00	0.00
			<b>-7,643,757.16</b>
<b>SDN0100</b>	<b>St Crime Lab-DNA Det Oprs</b>	<b>-1,224,311.68</b>	
SDIS	Distribution (Special Fund)	0.00	85,561.94
WARR	Warrants	357.35	0.00
			<b>-1,309,516.27</b>
<b>SDO0100</b>	<b>Oil &amp; Gas Comm-Operations</b>	<b>-41,289,593.48</b>	

### Fund Transaction by Type

Start Date:12/29/17 End Date:12/29/17

Fund	Fund Description	Beginning Balance		Ending Balance
Type	Type Description	Debits	Credits	
SDIS	Distribution (Special Fund)	0.00	291,760.87	
WARR	Warrants	291.13	0.00	
				<b>-41,581,063.22</b>
<b>SDP0101</b>	<b>Plant Board 19-6-408</b>	<b>-9,234,883.95</b>		
RCPT	Receipt	0.00	1,793,908.08	
SDIS	Distribution (Special Fund)	0.00	1,768,906.70	
SPEC	Special Reversing Entry	1,793,908.08	0.00	
WARR	Warrants	5,198.90	0.00	
				<b>-10,998,591.75</b>
<b>SDP4601</b>	<b>Plant Board Grain Warehouse</b>	<b>-47,749.91</b>		
WARR	Warrants	819.00	0.00	
				<b>-46,930.91</b>
<b>SDV0000</b>	<b>Dom Violence Shelter (0610)</b>	<b>-1,780.79</b>		
SDIS	Distribution (Special Fund)	0.00	866.83	
				<b>-2,647.62</b>
<b>SEA0000</b>	<b>Educational Adequacy</b>	<b>0.00</b>		
LCRT	General Letter of Cert	0.00	2,359,826.25	
RXFR	Transfer (Regular)	44,252,319.12	4,522,932.36	
SDIS	Distribution (Special Fund)	0.00	41,588,837.37	
SPEC	Special Reversing Entry	4,522,932.36	303,655.50	
				<b>0.00</b>
<b>SEF0100</b>	<b>ASP Equipment-AFIS System</b>	<b>-5,625,127.32</b>		
RCPT	Receipt	0.00	241,066.00	
SDIS	Distribution (Special Fund)	0.00	247,307.38	
SPEC	Special Reversing Entry	179,585.00	0.00	
WARR	Warrants	87,068.75	0.00	
				<b>-5,846,846.95</b>
<b>SEP0000</b>	<b>Drug/Crime Enf/Pros Act 1086</b>	<b>-1,454,043.08</b>		
SDIS	Distribution (Special Fund)	0.00	93,044.91	
				<b>-1,547,087.99</b>
<b>SFP1800</b>	<b>Fire Prot Prem-Crittenden</b>	<b>-79,638.88</b>		
WARR	Warrants	22,313.09	0.00	
				<b>-57,325.79</b>
<b>SFP4700</b>	<b>Fire Prot Prem-Mississippi</b>	<b>-10,498.21</b>		
WARR	Warrants	392.55	0.00	
				<b>-10,105.66</b>
<b>SFP7300</b>	<b>Fire Prot Prem-White</b>	<b>-7,550.88</b>		
WARR	Warrants	1,687.51	0.00	
				<b>-5,863.37</b>
<b>SGS0100</b>	<b>Corn Grain Sorghum Bd-Oper:</b>	<b>-1,310,632.35</b>		
RCPT	Receipt	0.00	2,283.09	
SDIS	Distribution (Special Fund)	0.00	68,061.67	
SPEC	Special Reversing Entry	2,283.09	0.00	
WARR	Warrants	164.64	0.00	
				<b>-1,378,529.38</b>
<b>SHA0000</b>	<b>Dept of Hlth-HVACR</b>	<b>-403,774.51</b>		
RCPT	Receipt	0.00	1,795.00	
SDIS	Distribution (Special Fund)	0.00	19,739.22	
SPEC	Special Reversing Entry	1,795.00	0.00	
				<b>-423,513.73</b>

### Fund Transaction by Type

Start Date:12/29/17 End Date:12/29/17

Fund	Fund Description	Beginning Balance	Ending Balance	
Type	Type Description	Debits	Credits	
<b>SHF0100</b>	<b>DAH-Consr Tax-Dir Off</b>	<b>-3,373,149.97</b>		
RXFR	Transfer (Regular)	0.00	582,573.81	
WARR	Warrants	65,359.47	0.00	
				<b>-3,890,364.31</b>
<b>SHF0200</b>	<b>DAH-Consr Tax-Delta Clt Ctr</b>	<b>-20,585.69</b>		
WARR	Warrants	263.02	0.00	
				<b>-20,322.67</b>
<b>SHF0400</b>	<b>DAH-Consr Tax-Commr Comr</b>	<b>-14,373.24</b>		
WARR	Warrants	254.98	0.00	
				<b>-14,118.26</b>
<b>SHK0000</b>	<b>Milk Inspection</b>	<b>-148,549.41</b>		
SDIS	Distribution (Special Fund)	0.00	32,146.69	
				<b>-180,696.10</b>
<b>SHL0000</b>	<b>Plumbers Licensing</b>	<b>-581,670.70</b>		
RADJ	Receipt Adjustment	8,750.00	8,750.00	
RCPT	Receipt	0.00	7,750.00	
SDIS	Distribution (Special Fund)	0.00	232,371.53	
SPEC	Special Reversing Entry	16,400.00	1,000.00	
				<b>-806,392.23</b>
<b>SHM0100</b>	<b>Mfg Home Comm-Operations</b>	<b>-443,416.55</b>		
SDIS	Distribution (Special Fund)	0.00	22,204.72	
				<b>-465,621.27</b>
<b>SHW0000</b>	<b>Haz Waste Permit Fee</b>	<b>-4,418,785.59</b>		
SDIS	Distribution (Special Fund)	0.00	102,144.83	
				<b>-4,520,930.42</b>
<b>SIA0101</b>	<b>L/P Equine Infectious Anemia</b>	<b>-503,774.74</b>		
RCPT	Receipt	0.00	831.00	
SDIS	Distribution (Special Fund)	0.00	4,110.29	
SPEC	Special Reversing Entry	831.00	0.00	
				<b>-507,885.03</b>
<b>SIB0100</b>	<b>Bank Department-Operations</b>	<b>-11,542,088.85</b>		
SDIS	Distribution (Special Fund)	0.00	886.05	
WARR	Warrants	80.66	0.00	
				<b>-11,542,894.24</b>
<b>SIL0100</b>	<b>LP Gas Board Oprs</b>	<b>-1,222,462.09</b>		
RCPT	Receipt	0.00	21,650.00	
SDIS	Distribution (Special Fund)	0.00	217,968.30	
SPEC	Special Reversing Entry	21,650.00	0.00	
				<b>-1,440,430.39</b>
<b>SIP0101</b>	<b>Poultry &amp; Egg Grading 19-6-40</b>	<b>-5,179,406.72</b>		
RCPT	Receipt	0.00	39,194.95	
SDIS	Distribution (Special Fund)	0.00	95,769.07	
SPEC	Special Reversing Entry	16,324.28	0.00	
				<b>-5,298,046.46</b>
<b>SIS0000</b>	<b>Road/Bridge/ Rep/Maint/Gant</b>	<b>-0.63</b>		
RXFR	Transfer (Regular)	0.00	4,149.10	
SDIS	Distribution (Special Fund)	0.00	156,268.28	
SPEC	Special Reversing Entry	4,149.10	0.00	
				<b>-156,268.91</b>
<b>SJP0100</b>	<b>Public Service-Utilities</b>	<b>-7,801,183.50</b>		

### Fund Transaction by Type

Start Date:12/29/17 End Date:12/29/17

Fund	Fund Description	Beginning Balance	Ending Balance
Type	Type Description	Debits	Credits
SDIS	Distribution (Special Fund)	0.00	393.80
WARR	Warrants	2,772.80	0.00
			<b>-7,798,804.50</b>
<b>SLS0000</b>	<b>Beneficiaries of Fallen Law En</b>	<b>-10,275.50</b>	
SDIS	Distribution (Special Fund)	0.00	149.48
			<b>-10,424.98</b>
<b>SMD0000</b>	<b>Specialty Court Prog 19-6-489</b>	<b>-248,950.36</b>	
SDIS	Distribution (Special Fund)	0.00	92.05
			<b>-249,042.41</b>
<b>SMF0000</b>	<b>Military Funeral Hon 784/09</b>	<b>-199,689.68</b>	
RXFR	Transfer (Regular)	0.00	50.00
SDIS	Distribution (Special Fund)	0.00	2,792.69
SPEC	Special Reversing Entry	50.00	0.00
			<b>-202,482.37</b>
<b>SMH0100</b>	<b>ADEM-Special Rev Fee</b>	<b>-662,083.67</b>	
SDIS	Distribution (Special Fund)	0.00	190.99
			<b>-662,274.66</b>
<b>SMH2017</b>	<b>EMPG TRAIN &amp; EXERCISE 16</b>	<b>-6,614.66</b>	
WARR	Warrants	26.34	0.00
			<b>-6,588.32</b>
<b>SMI0000</b>	<b>MMImplementOperation (0620)</b>	<b>-1,649,570.51</b>	
RCPT	Receipt	0.00	800.00
SDIS	Distribution (Special Fund)	0.00	22,885.69
SPEC	Special Reversing Entry	800.00	0.00
			<b>-1,672,456.20</b>
<b>SML0000</b>	<b>Domestic Peace</b>	<b>0.00</b>	
SDIS	Distribution (Special Fund)	0.00	26,079.81
			<b>-26,079.81</b>
<b>SMP0000</b>	<b>ASP Special Operating</b>	<b>0.00</b>	
GDIS	Distribution (General Fund)	0.00	4,447,048.24
			<b>-4,447,048.24</b>
<b>SMP0100</b>	<b>ASP Special Operating</b>	<b>-304,906.65</b>	
RCPT	Receipt	0.00	16,859.96
RXFR	Transfer (Regular)	0.00	26,139.34
SDIS	Distribution (Special Fund)	0.00	969,511.80
SPEC	Special Reversing Entry	39,842.16	0.00
WARR	Warrants	5,301.57	0.00
			<b>-1,272,274.02</b>
<b>SMP0200</b>	<b>ASP Indirect Admin Costs</b>	<b>-1,107,876.44</b>	
RXFR	Transfer (Regular)	628.18	161,951.69
			<b>-1,269,199.95</b>
<b>SMP0500</b>	<b>ASP Used Motor Vehicle</b>	<b>-601,488.63</b>	
RCPT	Receipt	0.00	8,125.00
SDIS	Distribution (Special Fund)	0.00	78,863.37
SPEC	Special Reversing Entry	8,125.00	0.00
			<b>-680,352.00</b>
<b>SMP0600</b>	<b>ASP-PI/Security</b>	<b>-586,866.93</b>	
RCPT	Receipt	0.00	2,805.00
SDIS	Distribution (Special Fund)	0.00	34,063.70
SPEC	Special Reversing Entry	2,805.00	0.00

### Fund Transaction by Type

Start Date:12/29/17 End Date:12/29/17

Fund	Fund Description	Beginning Balance		Ending Balance
Type	Type Description	Debits	Credits	
WARR	Warrants	28.30	0.00	
				<b>-620,902.33</b>
<b>SMP0700</b>	<b>ASP Salvage Auction</b>	<b>-498,471.89</b>		
RCPT	Receipt	0.00	507.50	
SDIS	Distribution (Special Fund)	0.00	5,793.78	
SPEC	Special Reversing Entry	507.50	0.00	
				<b>-504,265.67</b>
<b>SMP0800</b>	<b>AR Wireless Network</b>	<b>-2,523,415.33</b>		
WARR	Warrants	114,424.81	0.00	
				<b>-2,408,990.52</b>
<b>SMP2003</b>	<b>ASP Highway Safety 402</b>	<b>-192,966.01</b>		
RXFR	Transfer (Regular)	133,832.14	628.18	
WARR	Warrants	3,548.23	0.00	
				<b>-56,213.82</b>
<b>SMP3021</b>	<b>Hwy Safety 405 MAP 21Act120</b>	<b>-73,316.49</b>		
RXFR	Transfer (Regular)	50,085.49	0.00	
WARR	Warrants	6,404.17	0.00	
				<b>-16,826.83</b>
<b>SMP3084</b>	<b>E-Crash 18 (0960)</b>	<b>0.00</b>		
RXFR	Transfer (Regular)	0.00	309.40	
				<b>-309.40</b>
<b>SMP3093</b>	<b>E-CITE 18 (0960)</b>	<b>0.00</b>		
RXFR	Transfer (Regular)	0.00	309.41	
				<b>-309.41</b>
<b>SMP5072</b>	<b>Selective Traffic Enfor Prog</b>	<b>0.00</b>		
RXFR	Transfer (Regular)	0.00	21,347.13	
				<b>-21,347.13</b>
<b>SMP8800</b>	<b>ASP Vehicles (0960)</b>	<b>-4,005,163.54</b>		
RCPT	Receipt	0.00	390.71	
SDIS	Distribution (Special Fund)	0.00	75,189.59	
				<b>-4,080,743.84</b>
<b>SMS0000</b>	<b>ADH Marine Sanitation</b>	<b>-49,711.37</b>		
RXFR	Transfer (Regular)	0.00	4,845.99	
				<b>-54,557.36</b>
<b>SNP0100</b>	<b>Nuclear Planning &amp; Response</b>	<b>-206,377.60</b>		
RXFR	Transfer (Regular)	990.49	0.00	
SDIS	Distribution (Special Fund)	0.00	387,003.00	
				<b>-592,390.11</b>
<b>SPC0101</b>	<b>L/P Brucellosis Erad/Inspectio</b>	<b>-896,028.38</b>		
RCPT	Receipt	0.00	1,014.15	
RXFR	Transfer (Regular)	1,014.15	1,014.15	
SDIS	Distribution (Special Fund)	0.00	62,482.23	
SPEC	Special Reversing Entry	2,028.30	1,014.15	
				<b>-958,510.61</b>
<b>SPD0100</b>	<b>People With Disabilities</b>	<b>-18,645.94</b>		
SDIS	Distribution (Special Fund)	0.00	1,128.34	
				<b>-19,774.28</b>
<b>SPF0100</b>	<b>Comty Punshmt Rev-Oprs</b>	<b>-8,364,578.74</b>		
SDIS	Distribution (Special Fund)	0.00	612,266.24	
WARR	Warrants	23,104.28	0.00	



### Fund Transaction by Type

Start Date:12/29/17 End Date:12/29/17

Fund	Fund Description	Beginning Balance	Ending Balance	
Type	Type Description	Debits	Credits	
				<b>-8,953,740.70</b>
<b>SPS0101</b>	<b>Livestock/Poultry Special Rev</b>	<b>-1,127,408.50</b>		
RCPT	Receipt	0.00	22,191.70	
RXFR	Transfer (Regular)	0.00	381.52	
SDIS	Distribution (Special Fund)	0.00	110,859.38	
SPEC	Special Reversing Entry	22,191.70	0.00	
WARR	Warrants	4,633.17	0.00	
				<b>-1,234,016.23</b>
<b>SPT0100</b>	<b>Conscr Tax-Oprs</b>	<b>-14,547,872.12</b>		
RXFR	Transfer (Regular)	0.00	2,912,869.04	
SDIS	Distribution (Special Fund)	0.00	812.03	
WARR	Warrants	94,323.30	0.00	
				<b>-17,367,229.89</b>
<b>SRP0100</b>	<b>Rice Research &amp; Promo Bd-Opr</b>	<b>-529,142.42</b>		
RCPT	Receipt	0.00	27,586.79	
SDIS	Distribution (Special Fund)	0.00	338,699.65	
SPEC	Special Reversing Entry	27,586.79	0.00	
				<b>-867,842.07</b>
<b>SRS0000</b>	<b>Reg Sub Stor Tank Prg</b>	<b>-2,080,305.75</b>		
SDIS	Distribution (Special Fund)	0.00	5,542.73	
				<b>-2,085,848.48</b>
<b>SSA0000</b>	<b>AR CourtAppointedSpecAdvo</b>	<b>-6,051.76</b>		
RXFR	Transfer (Regular)	0.00	25.00	
SDIS	Distribution (Special Fund)	0.00	460.27	
SPEC	Special Reversing Entry	25.00	0.00	
				<b>-6,512.03</b>
<b>SSC0480</b>	<b>ADC Sex/Child Offen Reg-048</b>	<b>-149,051.71</b>		
SDIS	Distribution (Special Fund)	0.00	2,735.61	
				<b>-151,787.32</b>
<b>SSC0990</b>	<b>ACIC Sex/Child Offend Reg-09</b>	<b>-45,209.07</b>		
SDIS	Distribution (Special Fund)	0.00	2,735.60	
				<b>-47,944.67</b>
<b>SSD0000</b>	<b>Individual Sewage Disposal Sy</b>	<b>-50,569.11</b>		
RCPT	Receipt	0.00	1,760.00	
SDIS	Distribution (Special Fund)	0.00	1,732.72	
SPEC	Special Reversing Entry	1,760.00	0.00	
				<b>-52,301.83</b>
<b>SSE0000</b>	<b>AR Citizens 1st Resp Safety</b>	<b>-8.92</b>		
SDIS	Distribution (Special Fund)	0.00	21,771.33	
				<b>-21,780.25</b>
<b>SSV0000</b>	<b>Alcoholic Bev Control 19-6-82:</b>	<b>-622,565.72</b>		
SDIS	Distribution (Special Fund)	0.00	4,433.17	
WARR	Warrants	120.44	0.00	
				<b>-626,878.45</b>
<b>SSW0100</b>	<b>Social Work Licensing-Operati</b>	<b>-658,069.84</b>		
SDIS	Distribution (Special Fund)	0.00	10,332.33	
				<b>-668,402.17</b>
<b>STC0100</b>	<b>Telecomm Equip Fund-Oprs</b>	<b>-642,487.03</b>		
SDIS	Distribution (Special Fund)	0.00	34,999.05	
WARR	Warrants	325.98	0.00	

### Fund Transaction by Type

Start Date:12/29/17

End Date:12/29/17

Fund	Fund Description	Beginning Balance	Ending Balance	
Type	Type Description	Debits	Credits	
				<b>-677,160.10</b>
<b>STR0000</b>	<b>AR Tob Cont Rev ACA 19-6-83</b>	<b>-803,563.35</b>		
RCPT	Receipt	0.00	480.00	
SDIS	Distribution (Special Fund)	0.00	3,376.83	
SPEC	Special Reversing Entry	480.00	0.00	
				<b>-806,940.18</b>
<b>SVS0000</b>	<b>AR Video Service Fund (0063)</b>	<b>-18,640.68</b>		
SDIS	Distribution (Special Fund)	0.00	1,453.50	
				<b>-20,094.18</b>
<b>SWF0100</b>	<b>Wkforce 2000 Dev-Grant/Exp</b>	<b>0.00</b>		
RADJ	Receipt Adjustment	0.00	2,242,988.57	
SDIS	Distribution (Special Fund)	0.00	2,173,455.92	
SPEC	Special Reversing Entry	2,242,988.57	0.00	
				<b>-2,173,455.92</b>
<b>SWG0000</b>	<b>AR Wine Grants (0900)</b>	<b>-271,077.75</b>		
SDIS	Distribution (Special Fund)	0.00	26,163.00	
				<b>-297,240.75</b>
<b>SWP0100</b>	<b>Wheat Promotion Bd-Operatio</b>	<b>-14,847.12</b>		
SDIS	Distribution (Special Fund)	0.00	1,214.10	
				<b>-16,061.22</b>
<b>SWT0000</b>	<b>In God We Trust License Plate</b>	<b>0.00</b>		
RXFR	Transfer (Regular)	0.00	102.50	
SDIS	Distribution (Special Fund)	0.00	5,508.14	
SPEC	Special Reversing Entry	102.50	0.00	
				<b>-5,508.14</b>
<b>SXV0100</b>	<b>Veterinary Exam Board-Operat</b>	<b>-468,856.89</b>		
SDIS	Distribution (Special Fund)	0.00	98.45	
WARR	Warrants	140.61	0.00	
				<b>-468,814.73</b>
<b>TAD0201</b>	<b>Pesticide/Plant Disposal 19-5-1</b>	<b>-1,455,269.32</b>		
RCPT	Receipt	0.00	185,050.00	
SDIS	Distribution (Special Fund)	0.00	182,181.72	
SPEC	Special Reversing Entry	185,050.00	0.00	
				<b>-1,637,451.04</b>
<b>TAJ0300</b>	<b>St Admin Of Justice-St Prgms/</b>	<b>-3,715,688.01</b>		
RXFR	Transfer (Regular)	0.00	71,499.78	
SDIS	Distribution (Special Fund)	0.00	952,670.97	
SPEC	Special Reversing Entry	71,499.78	0.00	
				<b>-4,668,358.98</b>
<b>TAS0000</b>	<b>Securities Reserve</b>	<b>-7,617,899.35</b>		
RCPT	Receipt	0.00	3,172,740.70	
				<b>-10,790,640.05</b>
<b>TAX0000</b>	<b>Ad Valorem Tax</b>	<b>-472,131.06</b>		
RXFR	Transfer (Regular)	0.00	55.00	
				<b>-472,186.06</b>
<b>TBB0000</b>	<b>DFA Rev-Interstate Mtr Fuel Tax</b>	<b>-9,881.48</b>		
WARR	Warrants	188.11	0.00	
				<b>-9,693.37</b>
<b>TBP0000</b>	<b>Best Practices Act 570/11 S12-</b>	<b>-1,812,415.94</b>		
SDIS	Distribution (Special Fund)	0.00	228,551.67	

### Fund Transaction by Type

Start Date:12/29/17 End Date:12/29/17

Fund	Fund Description	Beginning Balance	Ending Balance	
Type	Type Description	Debits	Credits	
WARR	Warrants	2,662.10	0.00	
				<b>-2,038,305.51</b>
<b>TBS0000</b>	<b>Budget Stabilization Trust</b>	<b>-123,236,952.13</b>		
RXFR	Transfer (Regular)	0.00	410,052.52	
				<b>-123,647,004.65</b>
<b>TCA0100</b>	<b>County Assessors Continuing</b>	<b>-294,462.08</b>		
SDIS	Distribution (Special Fund)	0.00	2,325.60	
				<b>-296,787.68</b>
<b>TCH0000</b>	<b>Baby Sharon's Illness</b>	<b>-5,472.80</b>		
RXFR	Transfer (Regular)	0.00	5.00	
				<b>-5,477.80</b>
<b>TCI0100</b>	<b>Wrforce Ed-Constr Craft Trng</b>	<b>-633,316.37</b>		
RCPT	Receipt	0.00	7,596.23	
				<b>-640,912.60</b>
<b>TCR0100</b>	<b>Crime Victims Reparation Rev</b>	<b>-824,688.85</b>		
RCPT	Receipt	0.00	24.00	
SDIS	Distribution (Special Fund)	0.00	330.79	
SPEC	Special Reversing Entry	24.00	0.00	
WARR	Warrants	14,150.42	0.00	
				<b>-810,869.22</b>
<b>TCT0200</b>	<b>Children's Trust (0710)</b>	<b>-2,494,599.43</b>		
SDIS	Distribution (Special Fund)	0.00	19,748.22	
				<b>-2,514,347.65</b>
<b>TDP0100</b>	<b>Death/Permanent Ttl Disability</b>	<b>-98,030,608.34</b>		
RCPT	Receipt	0.00	87,685.36	
RXFR	Transfer (Regular)	40,382,945.36	40,382,945.36	
WARR	Warrants	1,778.98	0.00	
				<b>-98,116,514.72</b>
<b>TDR9000</b>	<b>AR Distr Rel Prog Trust-Grant</b>	<b>-498,745.28</b>		
RXFR	Transfer (Regular)	0.00	50.00	
				<b>-498,795.28</b>
<b>TDT9200</b>	<b>Tourism Development Trust</b>	<b>-5,897,399.17</b>		
RXFR	Transfer (Regular)	2,563.62	11,542.49	
SDIS	Distribution (Special Fund)	0.00	1,130,745.67	
SPEC	Special Reversing Entry	11,542.49	2,563.62	
WARR	Warrants	2,570.21	0.00	
				<b>-7,025,574.63</b>
<b>TEB1001</b>	<b>Educational Building Rev Bon</b>	<b>-3,737,173.34</b>		
RXFR	Transfer (Regular)	0.00	143.85	
				<b>-3,737,317.19</b>
<b>TER0000</b>	<b>Teacher Retirement</b>	<b>-3,426,870.28</b>		
WARR	Warrants	173,644.38	0.00	
				<b>-3,253,225.90</b>
<b>TES0100</b>	<b>Dept Workforce Services Trus</b>	<b>-1,421,150.60</b>		
RCPT	Receipt	0.00	210,495.68	
WARR	Warrants	16,148.75	0.00	
				<b>-1,615,497.53</b>
<b>TEX0000</b>	<b>Education Excellence Trust</b>	<b>0.00</b>		
LCRT	General Letter of Cert	0.00	26,694,354.50	
				<b>-26,694,354.50</b>

### Fund Transaction by Type

Start Date:12/29/17 End Date:12/29/17

Fund	Fund Description	Beginning Balance	Ending Balance
Type	Type Description	Debits	Credits
<b>TFM0000</b>	<b>Military FamilyRelief19-5-1127</b>	<b>-204,102.39</b>	
RXFR	Transfer (Regular)	100.00	0.00
			<b>-204,002.39</b>
<b>TGC0000</b>	<b>Corporate Income Tax</b>	<b>-6,710,257.10</b>	
NDXF	Transfer (Non-Distribution)	0.00	17,894.42
WARR	Warrants	120,277.18	0.00
			<b>-6,607,874.34</b>
<b>TGI0000</b>	<b>Individual Income Tax</b>	<b>-5,207,262.37</b>	
NDXF	Transfer (Non-Distribution)	0.00	219,292.70
RCPT	Receipt	0.00	202,757.44
RXFR	Transfer (Regular)	4,100.60	190.00
WARR	Warrants	84,353.54	0.00
WOFF	Warrants Charged Off	609.51	0.00
			<b>-5,540,438.86</b>
<b>TGI00WH</b>	<b>Withholding Tax Ref AIRS (063</b>	<b>-1,130,925.38</b>	
WARR	Warrants	298,817.02	0.00
			<b>-832,108.36</b>
<b>TGP0010</b>	<b>Nat'l Cultural HistPresv(0865)</b>	<b>-1,993,999.40</b>	
RXFR	Transfer (Regular)	0.00	15,888.84
SDIS	Distribution (Special Fund)	0.00	211,704.64
SPEC	Special Reversing Entry	15,888.84	0.00
WARR	Warrants	338.77	0.00
			<b>-2,205,365.27</b>
<b>TGS0800</b>	<b>Geographic Info Syst 296/09</b>	<b>-416,086.69</b>	
WARR	Warrants	46,709.50	0.00
			<b>-369,377.19</b>
<b>TGT0000</b>	<b>AR Natural/Cultural Resources</b>	<b>-14,470,966.58</b>	
RXFR	Transfer (Regular)	0.00	127,110.72
SDIS	Distribution (Special Fund)	0.00	1,693,636.97
SPEC	Special Reversing Entry	127,110.72	0.00
			<b>-16,164,603.55</b>
<b>TGT1707</b>	<b>17 NCRC HAM (0865)</b>	<b>-407,911.50</b>	
WARR	Warrants	850.00	0.00
			<b>-407,061.50</b>
<b>TGT9800</b>	<b>DAH-NCRC FY02 Grnts</b>	<b>-15,456,598.24</b>	
RCPT	Receipt	0.00	38,770.32
RXFR	Transfer (Regular)	10,624,000.00	10,624,000.00
			<b>-15,495,368.56</b>
<b>THL0100</b>	<b>State Health Bldg/Local Grant</b>	<b>-1,404,477.92</b>	
RCPT	Receipt	0.00	90.00
			<b>-1,404,567.92</b>
<b>THS0000</b>	<b>Hazardous Substance Remedi</b>	<b>-8,013,911.09</b>	
RCPT	Receipt	0.00	5,821.92
RXFR	Transfer (Regular)	5,000,000.00	5,000,000.00
			<b>-8,019,733.01</b>
<b>TIP0100</b>	<b>Insurance Prepaid Oprs</b>	<b>-727,468.28</b>	
WARR	Warrants	115.20	0.00
			<b>-727,353.08</b>
<b>TJW0100</b>	<b>Workers' Compensation</b>	<b>-6,493,427.93</b>	
RCPT	Receipt	0.00	3,270.00

### Fund Transaction by Type

Start Date:12/29/17 End Date:12/29/17

Fund	Fund Description	Beginning Balance		Ending Balance
Type	Type Description	Debits	Credits	
WARR	Warrants	3,988.48	0.00	
				<b>-6,492,709.45</b>
<b>TLP0100</b>	<b>Landfill Post Closure</b>	<b>-11,269,508.93</b>		
RCPT	Receipt	0.00	8,732.88	
RXFR	Transfer (Regular)	7,500,000.00	7,500,000.00	
WARR	Warrants	706,313.85	0.00	
				<b>-10,571,927.96</b>
<b>TMP0000</b>	<b>Medicaid Trust</b>	<b>-45,997,806.79</b>		
GDIS	Distribution (General Fund)	0.00	286,970.03	
RCPT	Receipt	0.00	3,309.17	
				<b>-46,288,085.99</b>
<b>TMR0000</b>	<b>State Police Retirement</b>	<b>-5,084.63</b>		
WARR	Warrants	4,143.60	0.00	
				<b>-941.03</b>
<b>TOD0000</b>	<b>Organ Donor Aware Ed</b>	<b>0.00</b>		
RXFR	Transfer (Regular)	0.00	10.00	
SDIS	Distribution (Special Fund)	0.00	1,018.31	
				<b>-1,028.31</b>
<b>TPE0000</b>	<b>ADEQ Fee Act 1281/07</b>	<b>-2,546,363.48</b>		
SDIS	Distribution (Special Fund)	0.00	766,650.14	
WARR	Warrants	1,055.45	0.00	
				<b>-3,311,958.17</b>
<b>TPET500</b>	<b>ADEQ Title 5 Air Act 1281/07</b>	<b>-15,047,907.89</b>		
SDIS	Distribution (Special Fund)	0.00	839,545.37	
				<b>-15,887,453.26</b>
<b>TPF0100</b>	<b>Hwy Oprs-142</b>	<b>-3,558,847.86</b>		
RXFR	Transfer (Regular)	0.00	152.39	
SDIS	Distribution (Special Fund)	0.00	569,777.62	
SPEC	Special Reversing Entry	152.39	0.00	
				<b>-4,128,625.48</b>
<b>TPP0000</b>	<b>Performance Partner Trust</b>	<b>-266,006.80</b>		
WARR	Warrants	1,206.69	0.00	
				<b>-264,800.11</b>
<b>TPR0100</b>	<b>Real Prop Tax Redistribution</b>	<b>-59,680,638.27</b>		
RXFR	Transfer (Regular)	173,168.20	2,583,780.58	
SDIS	Distribution (Special Fund)	0.00	23,692,143.35	
SPEC	Special Reversing Entry	2,583,780.58	173,168.20	
				<b>-83,372,781.62</b>
<b>TPT0000</b>	<b>Petroleum Storage Tank Trust</b>	<b>-26,856,000.19</b>		
RCPT	Receipt	0.00	23,287.67	
RXFR	Transfer (Regular)	20,000,000.00	20,217,657.05	
				<b>-27,096,944.91</b>
<b>TPW2800</b>	<b>Go Bond Series 2010B</b>	<b>-39,084.00</b>		
RCPT	Receipt	0.00	8,812.00	
				<b>-47,896.00</b>
<b>TPW2900</b>	<b>Go Bond Series 2010C</b>	<b>-18,372.00</b>		
RCPT	Receipt	0.00	18,372.00	
				<b>-36,744.00</b>
<b>TPW3000</b>	<b>ANRC GO RefundBonds (0455)</b>	<b>-179,332.88</b>		
RCPT	Receipt	0.00	71,347.62	

### Fund Transaction by Type

Start Date:12/29/17 End Date:12/29/17

Fund	Fund Description	Beginning Balance		Ending Balance
Type	Type Description	Debits	Credits	
				<b>-250,680.50</b>
<b>TPW3300</b>	<b>WaterWasteDisposal GO Bd (0</b>	<b>-73,477.00</b>		
RCPT	Receipt	0.00	15,747.00	
				<b>-89,224.00</b>
<b>TPW3500</b>	<b>Water, Waste Disp GO Bond 2</b>	<b>0.00</b>		
RCPT	Receipt	0.00	24,286.00	
				<b>-24,286.00</b>
<b>TPX0000</b>	<b>Waste Water Pollution Bonds</b>	<b>-18,294,167.67</b>		
LCRT	General Letter of Cert	0.00	1,200,000.00	
				<b>-19,494,167.67</b>
<b>TRR0000</b>	<b>AR State Hwy Emp Retirement</b>	<b>-621,700.43</b>		
WARR	Warrants	41,459.56	0.00	
				<b>-580,240.87</b>
<b>TRS0000</b>	<b>Animal Resc/Shelter 692/09</b>	<b>0.00</b>		
RXFR	Transfer (Regular)	266.47	0.00	
SDIS	Distribution (Special Fund)	0.00	266.47	
				<b>0.00</b>
<b>TRS0100</b>	<b>Co/City Shelters 692/09</b>	<b>-457.85</b>		
RXFR	Transfer (Regular)	0.00	186.53	
				<b>-644.38</b>
<b>TRS0300</b>	<b>AEDC-RS Shelters (790)</b>	<b>-9,299.56</b>		
RXFR	Transfer (Regular)	0.00	79.94	
				<b>-9,379.50</b>
<b>TSB0100</b>	<b>Tobacco Settle Prog Int (0072)</b>	<b>-474,672.28</b>		
RCPT	Receipt	0.00	2,453.33	
				<b>-477,125.61</b>
<b>TSC0200</b>	<b>Tobacco Settl Comm-Oprs</b>	<b>-4,193,573.93</b>		
WARR	Warrants	551.70	0.00	
				<b>-4,193,022.23</b>
<b>TSD0100</b>	<b>Hlth-Prev &amp; Cessation Prg-(64</b>	<b>-1,386,920.69</b>		
WARR	Warrants	5,146.76	0.00	
				<b>-1,381,773.93</b>
<b>TSE0100</b>	<b>Targeted St Needs Prg-Minorit</b>	<b>-3,488,518.40</b>		
WARR	Warrants	128.62	0.00	
				<b>-3,488,389.78</b>
<b>TSI4500</b>	<b>State Insurance Dept Trust</b>	<b>-18,216,129.54</b>		
SDIS	Distribution (Special Fund)	0.00	599,721.47	
WARR	Warrants	2,412.38	0.00	
				<b>-18,813,438.63</b>
<b>TSP0000</b>	<b>ADED Super Projects</b>	<b>-1,107,854.57</b>		
WARR	Warrants	1,107,854.57	0.00	
				<b>0.00</b>
<b>TSR0000</b>	<b>AR Public Employees Retirem</b>	<b>-993,858.85</b>		
RCPT	Receipt	0.00	800.77	
RXFR	Transfer (Regular)	537.47	0.00	
WARR	Warrants	3,138.81	0.00	
				<b>-990,983.34</b>
<b>TSU0000</b>	<b>Local Sales &amp; Use Tax</b>	<b>-122,709,709.98</b>		
RXFR	Transfer (Regular)	6,928,325.97	9,109,313.15	
				<b>-124,890,697.16</b>

### Fund Transaction by Type

Start Date:12/29/17 End Date:12/29/17

Fund	Fund Description	Beginning Balance	Ending Balance	
Type	Type Description	Debits	Credits	
<b>TSU6900</b>	<b>Local Sales &amp; Use Tax-City &amp; (</b>	<b>-267,864.12</b>		
WARR	Warrants	129,593.96	0.00	
				<b>-138,270.16</b>
<b>TTR0100</b>	<b>Uniform Tax Rate Trust</b>	<b>-2,902,801.40</b>		
RCPT	Receipt	0.00	11,869,663.55	
WARR	Warrants	2,902,801.40	0.00	
				<b>-11,869,663.55</b>
<b>TUT0000</b>	<b>Used Tire Recycling (0930)</b>	<b>-1,123,928.31</b>		
RCPT	Receipt	0.00	123,338.28	
RXFR	Transfer (Regular)	108,452.55	108,452.55	
SDIS	Distribution (Special Fund)	0.00	427,721.17	
SPEC	Special Reversing Entry	231,790.83	108,452.55	
				<b>-1,551,649.48</b>
<b>TUW0100</b>	<b>Workers' Comp Revolving</b>	<b>-13,737,048.20</b>		
RXFR	Transfer (Regular)	353.16	0.00	
WARR	Warrants	30,727.88	0.00	
				<b>-13,705,967.16</b>
<b>TWS0100</b>	<b>Solid Waste Mgmt/Recycling</b>	<b>-3,334,234.13</b>		
RCPT	Receipt	0.00	507.50	
SDIS	Distribution (Special Fund)	0.00	5,794.89	
SPEC	Special Reversing Entry	507.50	0.00	
				<b>-3,340,029.02</b>
<b>TWS0200</b>	<b>Solid Waste Mgmt/Recycling</b>	<b>-978,163.55</b>		
SDIS	Distribution (Special Fund)	0.00	4.39	
				<b>-978,167.94</b>
<b>TWT0000</b>	<b>DWS Training</b>	<b>-3,094,982.79</b>		
RCPT	Receipt	0.00	7,051.40	
				<b>-3,102,034.19</b>
<b>TYS0100</b>	<b>DHS-DYS-JAIBG Grnt</b>	<b>-5,740.01</b>		
WARR	Warrants	582.25	0.00	
				<b>-5,157.76</b>
<b>TZR0000</b>	<b>Employment Security Adv Int</b>	<b>-5,003,651.50</b>		
RCPT	Receipt	0.00	464.66	
				<b>-5,004,116.16</b>
<b>TZS0000</b>	<b>Dept WorkforceServSpec19-5-</b>	<b>-10,948,420.92</b>		
RCPT	Receipt	0.00	94,355.38	
				<b>-11,042,776.30</b>
<b>TZT0101</b>	<b>State Forestry Trust 19-5-927</b>	<b>-3,230,385.73</b>		
RCPT	Receipt	0.00	32,938.14	
SDIS	Distribution (Special Fund)	0.00	334,127.62	
SPEC	Special Reversing Entry	30,818.14	0.00	
				<b>-3,566,633.35</b>

### Fund Transaction by Type

Start Date:12/1/17 End Date:12/31/17

Fund	Fund Description	Beginning Balance		Ending Balance
Type	Type Description	Debits	Credits	
<b>AGA0000</b>	<b>General Revenue Allotment</b>		<b>0.00</b>	
AXFR	Advance Transfer	156,929,016.52	280,000.00	
COFF	Checks Charged Off	90,771.81	0.00	
CTAX	Claims & Taxes	15,407.54	0.00	
DXFR	Transfer (Deduction)	18,272,521.48	0.00	
GDIS	Distribution (General Fund)	364,428,025.24	0.00	
LCRT	General Letter of Cert	40,543,152.32	0.00	
NDXF	Transfer (Non-Distribution)	9,545,943.84	2,482.56	
RADJ	Receipt Adjustment	47,955.00	67,331,510.64	
RCPT	Receipt	0.00	715,560,194.95	
RXFR	Transfer (Regular)	1,013,640,848.60	820,949,520.68	
TELL	Teller	610,266.48	200.00	
				<b>0.00</b>
<b>ARH0000</b>	<b>Revenue Holding</b>		<b>0.00</b>	
COFF	Checks Charged Off	6,401.15	0.00	
CTAX	Claims & Taxes	29,584.70	0.00	
RADJ	Receipt Adjustment	69,526,214.21	0.00	
RCPT	Receipt	0.00	69,531,992.72	
RXFR	Transfer (Regular)	7,174,225.46	7,204,532.45	
TELL	Teller	99.65	0.00	
				<b>0.00</b>
<b>ARH0100</b>	<b>Revenue Holding Ins</b>		<b>-2,764,188.44</b>	
CTAX	Claims & Taxes	627.00	0.00	
RCPT	Receipt	0.00	3,271.00	
				<b>-2,766,832.44</b>
<b>ARH0200</b>	<b>Revenue Holding Premium Ta:</b>		<b>-45,826,867.25</b>	
CTAX	Claims & Taxes	45,320.00	0.00	
RADJ	Receipt Adjustment	0.00	1,090.00	
RCPT	Receipt	0.00	59,155.00	
				<b>-45,841,792.25</b>
<b>ARHDSMV</b>	<b>RevHold DSMV (0610)</b>		<b>-166,560.20</b>	
RCPT	Receipt	0.00	48,779,942.41	
RXFR	Transfer (Regular)	51,345,822.38	2,607,602.77	
TELL	Teller	1,774.10	0.00	
				<b>-206,508.90</b>
<b>ASA0000</b>	<b>Special Revenue Allotment</b>		<b>0.00</b>	
4LHC	Four Lane Highway Constructio	24,391,758.21	0.00	
DXFR	Transfer (Deduction)	4,544,273.95	0.00	
HDIS	Distribution (Highway Fund)	43,417,595.67	0.00	
HSDIS	Highway Severance Distribution	2,916,411.51	0.00	
SDIS	Distribution (Special Fund)	105,261,581.39	0.00	
SPEC	Special Reversing Entry	0.00	180,531,620.73	
				<b>0.00</b>
<b>BAA0000</b>	<b>Public Health</b>		<b>-5,293,506.23</b>	
GDIS	Distribution (General Fund)	0.00	7,493,254.67	
RXFR	Transfer (Regular)	3,892,203.96	343.22	
				<b>-8,894,900.16</b>
<b>BAA0100</b>	<b>Public Health</b>		<b>-16,717,663.91</b>	
COFF	Checks Charged Off	195.00	0.00	



### Fund Transaction by Type

Start Date:12/1/17

End Date:12/31/17

Fund	Fund Description	Beginning Balance	Ending Balance
Type	Type Description	Debits	Credits
RADJ	Receipt Adjustment	2,125.00	2,125.00
RCPT	Receipt	0.00	2,891,092.89
RXFR	Transfer (Regular)	6,916,395.66	1,706,866.14
SDIS	Distribution (Special Fund)	0.00	908,746.62
SPEC	Special Reversing Entry	925,379.14	2,225.00
			<b>-14,384,624.76</b>
<b>BAA0200</b>	<b>Health NonDiscretionary Rev</b>	<b>-9,281,507.18</b>	
RCPT	Receipt	0.00	2,160,309.38
RXFR	Transfer (Regular)	1,603,890.88	0.00
SDIS	Distribution (Special Fund)	0.00	24,476.89
SPEC	Special Reversing Entry	24,862.25	0.00
			<b>-9,837,540.32</b>
<b>BAA0300</b>	<b>Trauma System Exp 1386/09</b>	<b>-4,949,882.48</b>	
RXFR	Transfer (Regular)	70,820.74	0.00
WARR	Warrants	979,474.93	0.00
			<b>-3,899,586.81</b>
<b>BAA0310</b>	<b>Trauma GR Hold (0645)</b>	<b>-190,134.57</b>	
RXFR	Transfer (Regular)	128,233.83	0.00
			<b>-61,900.74</b>
<b>BAA1200</b>	<b>Cost Allocation Recon (0645)</b>	<b>-4,816,483.50</b>	
RADJ	Receipt Adjustment	60.00	0.00
RXFR	Transfer (Regular)	221,162.57	1,010,262.47
SDIS	Distribution (Special Fund)	59.07	0.00
SPEC	Special Reversing Entry	0.00	60.00
			<b>-5,605,524.33</b>
<b>BAA2000</b>	<b>Cosmetology Revenue 4/09</b>	<b>-5,139,562.97</b>	
COFF	Checks Charged Off	225.00	0.00
RADJ	Receipt Adjustment	350.00	350.00
RCPT	Receipt	0.00	145,285.00
RXFR	Transfer (Regular)	96,459.95	0.00
SDIS	Distribution (Special Fund)	0.00	140,251.87
SPEC	Special Reversing Entry	143,035.00	575.00
			<b>-5,185,954.89</b>
<b>BAA3000</b>	<b>PH Home Health</b>	<b>-1,617,727.44</b>	
RCPT	Receipt	0.00	20,285.34
RXFR	Transfer (Regular)	11,043.92	0.00
			<b>-1,626,968.86</b>
<b>BAA4200</b>	<b>Medical Marijuana (0645)</b>	<b>-1,797,575.76</b>	
RXFR	Transfer (Regular)	66,114.88	0.00
			<b>-1,731,460.88</b>
<b>BAA9000</b>	<b>PH Salary Alloc Hold (0645)</b>	<b>-185,534.67</b>	
RXFR	Transfer (Regular)	379,508.32	230,000.00
			<b>-36,026.35</b>
<b>CAA0000</b>	<b>Univ of AR Fayetteville</b>	<b>-13,437,112.93</b>	
GDIS	Distribution (General Fund)	0.00	18,474,413.61
RXFR	Transfer (Regular)	13,437,112.93	0.00
			<b>-18,474,413.61</b>
<b>CAA0100</b>	<b>Univ of AR Fayetteville</b>	<b>-195,855.04</b>	
RCPT	Receipt	0.00	3.55
RXFR	Transfer (Regular)	0.00	8,707,746.81
SDIS	Distribution (Special Fund)	0.00	3.44

### Fund Transaction by Type

Start Date:12/1/17 End Date:12/31/17

Fund	Fund Description	Beginning Balance		Ending Balance
Type	Type Description	Debits	Credits	
SPEC	Special Reversing Entry	3.55	0.00	
WARR	Warrants	8,000,000.00	0.00	
				<b>-903,605.29</b>
<b>CAA0300</b>	<b>UAF Law School SR</b>	<b>-221,972.32</b>		
RCPT	Receipt	0.00	49,027.27	
SDIS	Distribution (Special Fund)	0.00	47,507.42	
SPEC	Special Reversing Entry	49,027.27	0.00	
				<b>-269,479.74</b>
<b>CAA1000</b>	<b>UA-Sy/Division 19-5-303(a)</b>	<b>0.00</b>		
RXFR	Transfer (Regular)	0.00	3,400,000.00	
WARR	Warrants	3,400,000.00	0.00	
				<b>0.00</b>
<b>CAA1300</b>	<b>UA-Coop Ext 19-5-303(a)</b>	<b>-183,673.19</b>		
RXFR	Transfer (Regular)	0.00	2,700,000.00	
WARR	Warrants	2,549,918.20	0.00	
				<b>-333,754.99</b>
<b>CCA0000</b>	<b>Univ of AR Medical Center</b>	<b>-1,478,817.40</b>		
AXFR	Advance Transfer	0.00	7,095,000.00	
GDIS	Distribution (General Fund)	0.00	2,152,189.71	
RXFR	Transfer (Regular)	0.00	858,314.71	
WARR	Warrants	9,432,132.11	0.00	
				<b>-2,152,189.71</b>
<b>CCA0100</b>	<b>UAMS College of Pharmacy</b>	<b>-34,684.69</b>		
RXFR	Transfer (Regular)	44.17	32,721.10	
SDIS	Distribution (Special Fund)	0.00	31,663.95	
SPEC	Special Reversing Entry	32,721.10	44.17	
WARR	Warrants	34,684.69	0.00	
				<b>-31,663.95</b>
<b>CCA0200</b>	<b>UAMS 4% Mixed Drink Tax SR</b>	<b>-321,950.30</b>		
RXFR	Transfer (Regular)	31,884.57	283,694.15	
SDIS	Distribution (Special Fund)	0.00	244,003.48	
SPEC	Special Reversing Entry	283,694.15	31,884.57	
WARR	Warrants	321,950.30	0.00	
				<b>-244,003.48</b>
<b>CEA0000</b>	<b>Univ of AR Little Rock</b>	<b>-4,291,607.92</b>		
AXFR	Advance Transfer	0.00	4,528,000.00	
GDIS	Distribution (General Fund)	0.00	1,373,132.00	
RXFR	Transfer (Regular)	0.00	486,393.97	
WARR	Warrants	4,778,001.89	0.00	
				<b>-5,901,132.00</b>
<b>CEA0100</b>	<b>UALR Law Sch SR 19-5-303(c)</b>	<b>-93,168.33</b>		
RCPT	Receipt	0.00	49,027.27	
SDIS	Distribution (Special Fund)	0.00	47,507.42	
SPEC	Special Reversing Entry	49,027.27	0.00	
				<b>-140,675.75</b>
<b>CGA0000</b>	<b>Univ AR Pine Bluff</b>	<b>-5,983,007.83</b>		
GDIS	Distribution (General Fund)	0.00	2,468,931.88	
RXFR	Transfer (Regular)	0.00	169,652.56	
				<b>-8,621,592.27</b>
<b>CIA0000</b>	<b>Univ AR Monticello</b>	<b>-1,463,888.51</b>		
GDIS	Distribution (General Fund)	0.00	1,548,836.28	

### Fund Transaction by Type

Start Date:12/1/17 End Date:12/31/17

Fund	Fund Description	Beginning Balance		Ending Balance
Type	Type Description	Debits	Credits	
RXFR	Transfer (Regular)	0.00	209,892.88	
WARR	Warrants	1,663,780.00	0.00	
				<b>-1,558,837.67</b>
<b>CKA0000</b>	<b>AR State Univ Jonesboro</b>	<b>-4,174,545.40</b>		
GDIS	Distribution (General Fund)	0.00	5,739,497.67	
RXFR	Transfer (Regular)	0.00	552,351.31	
WARR	Warrants	4,726,896.71	0.00	
				<b>-5,739,497.67</b>
<b>CMA0000</b>	<b>AR State Univ Beebe</b>	<b>-1,795,630.48</b>		
GDIS	Distribution (General Fund)	0.00	1,149,602.10	
RXFR	Transfer (Regular)	0.00	197,769.51	
WARR	Warrants	1,991,806.61	0.00	
				<b>-1,151,195.48</b>
<b>CMN0000</b>	<b>AR State Univ Newport</b>	<b>-423,331.86</b>		
GDIS	Distribution (General Fund)	0.00	582,030.38	
RXFR	Transfer (Regular)	0.00	116,650.68	
WARR	Warrants	539,982.54	0.00	
				<b>-582,030.38</b>
<b>CMS0000</b>	<b>School for Math/Sci/Arts</b>	<b>-2,937,203.74</b>		
GDIS	Distribution (General Fund)	0.00	108,106.95	
RXFR	Transfer (Regular)	0.00	654,084.34	
				<b>-3,699,395.03</b>
<b>COA0000</b>	<b>AR Tech University</b>	<b>-2,277,970.82</b>		
GDIS	Distribution (General Fund)	0.00	3,129,186.05	
RXFR	Transfer (Regular)	0.00	250,527.15	
WARR	Warrants	2,526,497.97	0.00	
				<b>-3,131,186.05</b>
<b>CQA0000</b>	<b>Henderson State University</b>	<b>-293,515.71</b>		
AXFR	Advance Transfer	0.00	1,406,000.00	
GDIS	Distribution (General Fund)	0.00	427,423.66	
RXFR	Transfer (Regular)	0.00	191,530.90	
WARR	Warrants	1,891,046.61	0.00	
				<b>-427,423.66</b>
<b>CSA0000</b>	<b>Southern AR University</b>	<b>-2,421,045.85</b>		
GDIS	Distribution (General Fund)	0.00	1,513,766.01	
RCPT	Receipt	0.00	10,300.00	
RXFR	Transfer (Regular)	0.00	113,237.26	
SDIS	Distribution (Special Fund)	0.00	9,980.70	
SPEC	Special Reversing Entry	10,300.00	0.00	
WARR	Warrants	2,529,065.00	0.00	
				<b>-1,528,964.82</b>
<b>CSS0000</b>	<b>SAU Tech</b>	<b>-1,172,075.92</b>		
GDIS	Distribution (General Fund)	0.00	750,341.11	
RXFR	Transfer (Regular)	0.00	29,565.09	
WARR	Warrants	626,200.54	0.00	
				<b>-1,325,781.58</b>
<b>CTB0000</b>	<b>Black River Tech College</b>	<b>-431,918.29</b>		
GDIS	Distribution (General Fund)	0.00	593,804.74	
RXFR	Transfer (Regular)	0.00	184,748.88	
WARR	Warrants	616,644.67	0.00	
				<b>-593,827.24</b>

### Fund Transaction by Type

Start Date:12/1/17

End Date:12/31/17

Fund	Fund Description	Beginning Balance		Ending Balance
Type	Type Description	Debits	Credits	
<b>CTC0000</b>	<b>Cossatot CC UA</b>	<b>-239,900.01</b>		
GDIS	Distribution (General Fund)	0.00	329,833.66	
RXFR	Transfer (Regular)	0.00	111,113.63	
				<b>-680,847.30</b>
<b>CTG0000</b>	<b>UA Comm College Batesville</b>	<b>-292,054.62</b>		
GDIS	Distribution (General Fund)	0.00	401,249.24	
RXFR	Transfer (Regular)	0.00	71,322.05	
WARR	Warrants	363,300.00	0.00	
				<b>-401,325.91</b>
<b>CTH0000</b>	<b>ASU Mt Home</b>	<b>-264,497.96</b>		
GDIS	Distribution (General Fund)	0.00	354,340.29	
RXFR	Transfer (Regular)	0.00	67,797.65	
				<b>-686,635.90</b>
<b>CTJ0000</b>	<b>UA CC Morilton</b>	<b>-354,795.44</b>		
GDIS	Distribution (General Fund)	0.00	487,801.04	
RXFR	Transfer (Regular)	0.00	106,246.34	
WARR	Warrants	461,041.78	0.00	
				<b>-487,801.04</b>
<b>CTM0000</b>	<b>ASU Mid-South 19-5-303(v)</b>	<b>-978,697.66</b>		
GDIS	Distribution (General Fund)	0.00	520,422.29	
RXFR	Transfer (Regular)	0.00	180,281.19	
WARR	Warrants	1,158,000.00	0.00	
				<b>-521,401.14</b>
<b>CTO0000</b>	<b>Ozarka College</b>	<b>-627,896.28</b>		
GDIS	Distribution (General Fund)	0.00	303,673.97	
RXFR	Transfer (Regular)	0.00	104,654.49	
WARR	Warrants	255,098.57	0.00	
				<b>-781,126.17</b>
<b>CTP0000</b>	<b>UA Pulaski Tech College</b>	<b>-1,758,543.41</b>		
GDIS	Distribution (General Fund)	0.00	1,470,296.62	
RXFR	Transfer (Regular)	0.00	187,099.23	
WARR	Warrants	1,702,928.38	0.00	
				<b>-1,713,010.88</b>
<b>CTR0000</b>	<b>UA Comm College at Hope</b>	<b>-317,342.94</b>		
GDIS	Distribution (General Fund)	0.00	436,306.89	
RXFR	Transfer (Regular)	0.00	161,193.61	
WARR	Warrants	464,328.73	0.00	
				<b>-450,514.71</b>
<b>CTT0000</b>	<b>Southeast AR College</b>	<b>-401,499.67</b>		
GDIS	Distribution (General Fund)	0.00	547,501.21	
RXFR	Transfer (Regular)	0.00	162,530.88	
WARR	Warrants	560,000.00	0.00	
				<b>-551,531.76</b>
<b>CTW0000</b>	<b>Coll of the Ouachitas</b>	<b>-249,187.07</b>		
GDIS	Distribution (General Fund)	0.00	342,602.25	
RXFR	Transfer (Regular)	0.00	95,154.22	
WARR	Warrants	344,341.29	0.00	
				<b>-342,602.25</b>
<b>CUA0000</b>	<b>University of Central AR</b>	<b>-3,752,344.37</b>		
AXFR	Advance Transfer	0.00	3,958,000.00	
GDIS	Distribution (General Fund)	0.00	1,201,022.05	

### Fund Transaction by Type

Start Date:12/1/17

End Date:12/31/17

Fund	Fund Description	Beginning Balance		Ending Balance
Type	Type Description	Debits	Credits	
RXFR	Transfer (Regular)	0.00	421,525.05	
WARR	Warrants	8,131,869.42	0.00	
				<b>-1,201,022.05</b>
<b>CWA0000</b>	<b>Northwest AR Comm College</b>	<b>-751,301.13</b>		
GDIS	Distribution (General Fund)	0.00	1,031,441.24	
RXFR	Transfer (Regular)	0.00	91,154.12	
WARR	Warrants	840,000.00	0.00	
				<b>-1,033,896.49</b>
<b>CWE0000</b>	<b>East AR Comm College</b>	<b>-477,298.94</b>		
GDIS	Distribution (General Fund)	0.00	562,193.07	
RXFR	Transfer (Regular)	0.00	68,964.17	
WARR	Warrants	446,167.34	0.00	
				<b>-662,288.84</b>
<b>CWG0000</b>	<b>National Park College</b>	<b>-1,495,324.43</b>		
GDIS	Distribution (General Fund)	0.00	878,683.90	
RXFR	Transfer (Regular)	0.00	158,114.27	
WARR	Warrants	857,136.97	0.00	
				<b>-1,674,985.63</b>
<b>CWM0000</b>	<b>AR Northeastern College</b>	<b>-605,934.89</b>		
GDIS	Distribution (General Fund)	0.00	833,087.57	
RXFR	Transfer (Regular)	0.00	126,208.85	
WARR	Warrants	732,143.74	0.00	
				<b>-833,087.57</b>
<b>CWN0000</b>	<b>North AR College</b>	<b>-685,522.02</b>		
GDIS	Distribution (General Fund)	0.00	773,829.83	
RXFR	Transfer (Regular)	0.00	88,058.34	
WARR	Warrants	542,700.06	0.00	
				<b>-1,004,710.13</b>
<b>CWP0000</b>	<b>Phillips CC UA</b>	<b>-640,271.41</b>		
GDIS	Distribution (General Fund)	0.00	880,296.16	
RXFR	Transfer (Regular)	0.00	110,761.39	
				<b>-1,631,328.96</b>
<b>CWR0000</b>	<b>UACC Rich Mountain</b>	<b>-226,552.64</b>		
GDIS	Distribution (General Fund)	0.00	311,482.63	
RXFR	Transfer (Regular)	0.00	18,204.04	
				<b>-556,239.31</b>
<b>CWS0000</b>	<b>South AR Community College</b>	<b>-426,299.98</b>		
GDIS	Distribution (General Fund)	0.00	586,111.19	
RXFR	Transfer (Regular)	0.00	85,132.32	
WARR	Warrants	511,432.30	0.00	
				<b>-586,111.19</b>
<b>CWW0000</b>	<b>University of AR Ft Smith</b>	<b>-1,454,928.30</b>		
GDIS	Distribution (General Fund)	0.00	2,000,351.37	
RXFR	Transfer (Regular)	0.00	280,646.58	
WARR	Warrants	1,735,574.88	0.00	
				<b>-2,000,351.37</b>
<b>DAS0000</b>	<b>Dept Human Svc Admin</b>	<b>-465,730.54</b>		
AXFR	Advance Transfer	0.00	1,378,000.00	
GDIS	Distribution (General Fund)	0.00	499,625.02	
RXFR	Transfer (Regular)	1,971,233.40	368,000.00	
				<b>-740,122.16</b>

### Fund Transaction by Type

Start Date:12/1/17 End Date:12/31/17

Fund	Fund Description	Beginning Balance		Ending Balance
Type	Type Description	Debits	Credits	
<b>DBA0000</b>	<b>DHS Behav Health Svc 19-5-30</b>	<b>-2,321,267.32</b>		
AXFR	Advance Transfer	0.00	6,477,000.00	
GDIS	Distribution (General Fund)	0.00	1,964,599.70	
RXFR	Transfer (Regular)	7,369,373.28	1,357,049.60	
				<b>-4,750,543.34</b>
<b>DBA0300</b>	<b>DHS Behav Health Svc 19-5-30</b>	<b>0.00</b>		
RXFR	Transfer (Regular)	0.00	583,800.24	
WARR	Warrants	583,800.24	0.00	
				<b>0.00</b>
<b>DBA0800</b>	<b>DHS BH Per Capita 19-5-306(1)</b>	<b>-1,660.94</b>		
RXFR	Transfer (Regular)	0.00	41,932.35	
WARR	Warrants	41,932.35	0.00	
				<b>-1,660.94</b>
<b>DBA9600</b>	<b>DHS BH Patient Svc 19-5-306</b>	<b>-204,494.68</b>		
RCPT	Receipt	0.00	4,000.00	
RXFR	Transfer (Regular)	0.00	1,562,284.45	
WARR	Warrants	1,749,630.45	0.00	
				<b>-21,148.68</b>
<b>DBA9700</b>	<b>Crisis Intervention (0710)</b>	<b>-1,400,000.00</b>		
RXFR	Transfer (Regular)	0.00	1,646.79	
WARR	Warrants	1,428.85	0.00	
				<b>-1,400,217.94</b>
<b>DCC0000</b>	<b>DHS Childcare/ Ed 19-5-306(12)</b>	<b>-20,917.60</b>		
AXFR	Advance Transfer	0.00	81,000.00	
GDIS	Distribution (General Fund)	0.00	25,636.02	
RXFR	Transfer (Regular)	99,596.92	18,000.00	
				<b>-45,956.70</b>
<b>DCF0000</b>	<b>DHS Children/Family Svc</b>	<b>-3,304,861.90</b>		
AXFR	Advance Transfer	0.00	8,440,000.00	
GDIS	Distribution (General Fund)	0.00	2,560,112.86	
RXFR	Transfer (Regular)	7,475,044.40	1,715,290.97	
				<b>-8,545,221.33</b>
<b>DCF1100</b>	<b>DHS Child/Fam Res Treatment</b>	<b>-1,440,615.00</b>		
RXFR	Transfer (Regular)	0.00	249,239.86	
WARR	Warrants	197,121.86	0.00	
				<b>-1,492,733.00</b>
<b>DCF2600</b>	<b>DHS Child/Family Foster Care</b>	<b>-5,216,614.07</b>		
RCPT	Receipt	0.00	205,306.19	
RXFR	Transfer (Regular)	211.13	3,121,415.01	
WARR	Warrants	3,143,930.01	0.00	
				<b>-5,399,194.13</b>
<b>DCO0000</b>	<b>DHS County Operations</b>	<b>-1,517,792.15</b>		
AXFR	Advance Transfer	0.00	3,462,000.00	
GDIS	Distribution (General Fund)	0.00	1,050,917.17	
RXFR	Transfer (Regular)	5,716,222.15	736,430.00	
				<b>-1,050,917.17</b>
<b>DEA0000</b>	<b>DHS Development Disabilities</b>	<b>-1,242,450.87</b>		
AXFR	Advance Transfer	0.00	4,860,000.00	
GDIS	Distribution (General Fund)	0.00	1,473,967.85	
RXFR	Transfer (Regular)	5,797,111.65	1,033,012.00	
				<b>-2,812,319.07</b>

### Fund Transaction by Type

Start Date:12/1/17 End Date:12/31/17

Fund	Fund Description	Beginning Balance		Ending Balance
Type	Type Description	Debits	Credits	
<b>DEA0100</b>	<b>DHS DDS State/Federal</b>	<b>-174,603.94</b>		
RCPT	Receipt	0.00	862.03	
SDIS	Distribution (Special Fund)	0.00	835.31	
SPEC	Special Reversing Entry	862.03	0.00	
				<b>-175,439.25</b>
<b>DEA0300</b>	<b>DHS DDS Grant Payments</b>	<b>-69,428.25</b>		
RXFR	Transfer (Regular)	0.00	1,229,717.99	
WARR	Warrants	1,229,717.99	0.00	
				<b>-69,428.25</b>
<b>DEM0000</b>	<b>DHS Medical Services</b>	<b>-278,276.74</b>		
AXFR	Advance Transfer	0.00	526,000.00	
GDIS	Distribution (General Fund)	0.00	160,509.43	
RXFR	Transfer (Regular)	647,273.77	112,000.00	
				<b>-429,512.40</b>
<b>DGF0000</b>	<b>DHS Grants</b>	<b>-39,799,058.34</b>		
AXFR	Advance Transfer	0.00	74,163,000.00	
GDIS	Distribution (General Fund)	0.00	28,425,083.50	
RXFR	Transfer (Regular)	133,942,006.14	21,284,000.00	
				<b>-29,729,135.70</b>
<b>DGF1500</b>	<b>DHS Grants Childrens Hosp</b>	<b>0.00</b>		
RXFR	Transfer (Regular)	0.00	3,497,594.00	
				<b>-3,497,594.00</b>
<b>DGF1841</b>	<b>DHS Grants Beer Tax</b>	<b>-42,228.50</b>		
RXFR	Transfer (Regular)	0.44	23.43	
SDIS	Distribution (Special Fund)	0.00	22.28	
SPEC	Special Reversing Entry	23.43	0.44	
				<b>-42,250.78</b>
<b>DGF5100</b>	<b>DHS Childrens Medical Svc</b>	<b>-117,261.34</b>		
RXFR	Transfer (Regular)	0.00	63,522.41	
WARR	Warrants	75,668.61	0.00	
				<b>-105,115.14</b>
<b>DHP0000</b>	<b>DHS Aging/Adult Svcs</b>	<b>-489,014.84</b>		
AXFR	Advance Transfer	0.00	902,000.00	
GDIS	Distribution (General Fund)	0.00	577,027.81	
RXFR	Transfer (Regular)	1,579,938.63	474,000.00	
				<b>-862,104.02</b>
<b>DHP1500</b>	<b>DHS Aging/Adult Svcs Transp</b>	<b>-503,111.92</b>		
RXFR	Transfer (Regular)	245.77	178,715.50	
SDIS	Distribution (Special Fund)	0.00	172,937.17	
SPEC	Special Reversing Entry	178,715.50	245.77	
WARR	Warrants	50,656.00	0.00	
				<b>-625,393.09</b>
<b>DHR3500</b>	<b>Mental Hlth-Renov</b>	<b>-4,872,338.44</b>		
RCPT	Receipt	0.00	578.30	
WARR	Warrants	8,152.16	0.00	
				<b>-4,864,764.58</b>
<b>DHR5500</b>	<b>Dept Of Human Svcs-Dds Renc</b>	<b>-6,196,378.13</b>		
RCPT	Receipt	0.00	296,226.82	
WARR	Warrants	130,782.32	0.00	
				<b>-6,361,822.63</b>
<b>DHR8000</b>	<b>Dept Of Human Svcs-Yth Sev F</b>	<b>-1,338,705.46</b>		

### Fund Transaction by Type

Start Date:12/1/17 End Date:12/31/17

Fund	Fund Description	Beginning Balance		Ending Balance
Type	Type Description	Debits	Credits	
WARR	Warrants	22,394.50	0.00	
				<b>-1,316,310.96</b>
<b>DSB0000</b>	<b>DHS State Services/Blind</b>	<b>-445,119.57</b>		
GDIS	Distribution (General Fund)	0.00	182,936.65	
RXFR	Transfer (Regular)	218,382.67	0.00	
				<b>-409,673.55</b>
<b>DYS0000</b>	<b>DHS Youth Services</b>	<b>-1,743,951.20</b>		
AXFR	Advance Transfer	0.00	3,563,000.00	
GDIS	Distribution (General Fund)	0.00	1,080,627.01	
RXFR	Transfer (Regular)	4,246,671.86	739,000.00	
				<b>-2,879,906.35</b>
<b>DYS0200</b>	<b>DHS Youth Services Grants</b>	<b>-358,058.19</b>		
RCPT	Receipt	0.00	12,832.02	
RXFR	Transfer (Regular)	0.00	2,595,195.64	
WARR	Warrants	2,464,954.83	0.00	
				<b>-501,131.02</b>
<b>DYS0300</b>	<b>DHS Youth Services Sanctions</b>	<b>-100,000.00</b>		
RXFR	Transfer (Regular)	0.00	206,703.12	
WARR	Warrants	206,703.12	0.00	
				<b>-100,000.00</b>
<b>EFP0000</b>	<b>Educ Facilities Partnership</b>	<b>-174,889,039.25</b>		
GDIS	Distribution (General Fund)	0.00	3,091,540.47	
WARR	Warrants	4,419,966.64	0.00	
				<b>-173,560,613.08</b>
<b>EFT0000</b>	<b>Pub School Acad Fac/Trans</b>	<b>-65,946.08</b>		
AXFR	Advance Transfer	0.00	115,000.00	
GDIS	Distribution (General Fund)	0.00	128,723.60	
RXFR	Transfer (Regular)	146,328.29	0.00	
WARR	Warrants	30,415.01	0.00	
				<b>-132,926.38</b>
<b>EGA0000</b>	<b>Department of Education</b>	<b>-1,438,245.14</b>		
GDIS	Distribution (General Fund)	0.00	1,569,854.40	
RXFR	Transfer (Regular)	1,438,245.14	343,498.77	
				<b>-1,913,353.17</b>
<b>EGA0100</b>	<b>ADE Emp Ins Avd Comm</b>	<b>0.00</b>		
RXFR	Transfer (Regular)	87,831.20	87,831.20	
				<b>0.00</b>
<b>EGA1001</b>	<b>ADE Gen Rev Operation</b>	<b>-2,504,445.33</b>		
RXFR	Transfer (Regular)	1,246,498.22	1,526,618.30	
WARR	Warrants	281,238.64	0.00	
				<b>-2,503,326.77</b>
<b>EGB0000</b>	<b>Department of Workforce Edu</b>	<b>-303,107.61</b>		
GDIS	Distribution (General Fund)	0.00	416,736.49	
RXFR	Transfer (Regular)	303,107.61	0.00	
				<b>-416,736.49</b>
<b>EGB0100</b>	<b>Department of Workforce Edu</b>	<b>-800,696.75</b>		
RXFR	Transfer (Regular)	255,083.89	523,541.36	
WARR	Warrants	401,443.58	0.00	
				<b>-667,710.64</b>
<b>EGR0000</b>	<b>Rehabilitation Services</b>	<b>-911,159.33</b>		



### Fund Transaction by Type

Start Date:12/1/17

End Date:12/31/17

Fund	Fund Description	Beginning Balance		Ending Balance
Type	Type Description	Debits	Credits	
GDIS	Distribution (General Fund)	0.00	1,252,734.46	
RXFR	Transfer (Regular)	912,241.91	1,082.58	
				<b>-1,252,734.46</b>
<b>EMA0000</b>	<b>Educational Television</b>	<b>-82,901.03</b>		
AXFR	Advance Transfer	0.00	225,000.00	
GDIS	Distribution (General Fund)	0.00	287,694.06	
RXFR	Transfer (Regular)	457,901.03	150,000.00	
				<b>-287,694.06</b>
<b>EMA0100</b>	<b>Educational Television</b>	<b>-7,228.10</b>		
RXFR	Transfer (Regular)	320,125.30	388,201.03	
WARR	Warrants	66,018.66	0.00	
				<b>-9,285.17</b>
<b>EMA0200</b>	<b>Spec Rev Land Comm Dep (05)</b>	<b>-16,825.41</b>		
RCPT	Receipt	0.00	211.20	
SDIS	Distribution (Special Fund)	0.00	204.65	
SPEC	Special Reversing Entry	211.20	0.00	
				<b>-17,030.06</b>
<b>EPA0000</b>	<b>State Library</b>	<b>-158,300.47</b>		
AXFR	Advance Transfer	0.00	250,000.00	
GDIS	Distribution (General Fund)	0.00	91,383.27	
RXFR	Transfer (Regular)	458,300.47	50,000.00	
				<b>-91,383.27</b>
<b>EPA0100</b>	<b>State Library</b>	<b>-998.81</b>		
RCPT	Receipt	0.00	378.82	
RXFR	Transfer (Regular)	136,071.95	300,103.24	
WARR	Warrants	28,021.28	0.00	
				<b>-137,387.64</b>
<b>ESA0000</b>	<b>School for the Blind</b>	<b>-109,719.20</b>		
AXFR	Advance Transfer	0.00	400,000.00	
GDIS	Distribution (General Fund)	0.00	281,554.26	
RXFR	Transfer (Regular)	509,823.20	104.00	
				<b>-281,554.26</b>
<b>ESA0100</b>	<b>School for the Blind</b>	<b>-85,505.23</b>		
RXFR	Transfer (Regular)	384,709.04	489,719.20	
WARR	Warrants	161,846.94	0.00	
				<b>-28,668.45</b>
<b>ETC0000</b>	<b>Crowleys Ridge TI 19-5-304(8A)</b>	<b>-186,816.50</b>		
GDIS	Distribution (General Fund)	0.00	256,850.21	
RXFR	Transfer (Regular)	186,816.50	0.00	
				<b>-256,850.21</b>
<b>ETC0100</b>	<b>Crowleys Ridge TI 19-5-304(8A)</b>	<b>-100,912.06</b>		
RXFR	Transfer (Regular)	108,119.63	186,816.50	
WARR	Warrants	14,700.00	0.00	
				<b>-164,908.93</b>
<b>ETC1500</b>	<b>Crowleys Ridge TI WF 19-5-30</b>	<b>-194,577.90</b>		
RXFR	Transfer (Regular)	8,381.31	64,447.97	
WARR	Warrants	25,224.29	0.00	
				<b>-225,420.27</b>
<b>ETC2000</b>	<b>Crowleys Ridge TI GAE 19-5-3</b>	<b>-10,432.02</b>		
RXFR	Transfer (Regular)	4,794.81	0.00	
WARR	Warrants	420.00	0.00	

### Fund Transaction by Type

Start Date:12/1/17

End Date:12/31/17

Fund	Fund Description	Beginning Balance	Ending Balance	
Type	Type Description	Debits	Credits	
				<b>-5,217.21</b>
<b>ETC2700</b>	<b>Crowleys Ridge ABE 19-5-304</b>	<b>-34,427.17</b>		
RXFR	Transfer (Regular)	4,400.07	400.04	
WARR	Warrants	1,551.18	0.00	
				<b>-28,875.96</b>
<b>ETN0000</b>	<b>Northwest TI 19-5-304(8)(B)</b>	<b>-48,385.40</b>		
AXFR	Advance Transfer	0.00	220,000.00	
GDIS	Distribution (General Fund)	0.00	77,503.90	
RXFR	Transfer (Regular)	268,385.40	0.00	
				<b>-77,503.90</b>
<b>ETN0100</b>	<b>Northwest TI 19-5-304(8)(B)</b>	<b>-5,903.77</b>		
RXFR	Transfer (Regular)	184,389.41	258,385.40	
WARR	Warrants	25,823.18	0.00	
				<b>-54,076.58</b>
<b>ETN1500</b>	<b>Northwest TI WF 19-5-304(8)(B)</b>	<b>-224,349.59</b>		
RXFR	Transfer (Regular)	26,751.95	72,675.36	
WARR	Warrants	37,347.56	0.00	
				<b>-232,925.44</b>
<b>ETN2000</b>	<b>Northwest TI GAE 19-5-304(8)E</b>	<b>-78,349.70</b>		
RXFR	Transfer (Regular)	20,446.13	0.00	
WARR	Warrants	3,914.27	0.00	
				<b>-53,989.30</b>
<b>ETN2700</b>	<b>Northwest TI ABE 19-5-304(8)E</b>	<b>-101,228.63</b>		
RXFR	Transfer (Regular)	17,281.37	213.36	
WARR	Warrants	7,381.27	0.00	
				<b>-76,779.35</b>
<b>ETR0000</b>	<b>Riverside TI 19-5-304(8)(C)</b>	<b>-36,246.72</b>		
AXFR	Advance Transfer	0.00	170,000.00	
GDIS	Distribution (General Fund)	0.00	53,069.72	
RXFR	Transfer (Regular)	231,246.72	25,000.00	
				<b>-53,069.72</b>
<b>ETR0100</b>	<b>Riverside TI 19-5-304 (8)(C)</b>	<b>-3,122.03</b>		
RXFR	Transfer (Regular)	135,053.76	201,246.72	
WARR	Warrants	30,174.41	0.00	
				<b>-39,140.58</b>
<b>EVA0000</b>	<b>School for the Deaf</b>	<b>-158,500.27</b>		
AXFR	Advance Transfer	0.00	400,000.00	
GDIS	Distribution (General Fund)	0.00	585,101.67	
RXFR	Transfer (Regular)	958,500.27	400,000.00	
				<b>-585,101.67</b>
<b>EVA0100</b>	<b>School for the Deaf</b>	<b>-11,754.70</b>		
RCPT	Receipt	0.00	62,067.28	
RXFR	Transfer (Regular)	620,533.46	800,000.00	
WARR	Warrants	181,537.21	0.00	
				<b>-71,751.31</b>
<b>FAA0100</b>	<b>Aeronautics FederalGrants</b>	<b>0.00</b>		
RCPT	Receipt	0.00	34,787.00	
				<b>-34,787.00</b>
<b>FAK2000</b>	<b>ADED CDBG 00 Grant</b>	<b>-1,782,285.87</b>		
RCPT	Receipt	0.00	2,083,316.96	

### Fund Transaction by Type

Start Date:12/1/17 End Date:12/31/17

Fund	Fund Description	Beginning Balance	Ending Balance
Type	Type Description	Debits	Credits
RXFR	Transfer (Regular)	20,268.10	990.00
WARR	Warrants	734,068.88	0.00
			<b>-3,112,255.85</b>
<b>FAK2200</b>	<b>AEDC Storm Recovery Fed (07</b>	<b>-52,062.42</b>	
RCPT	Receipt	0.00	226,662.80
RXFR	Transfer (Regular)	1,796.82	0.00
WARR	Warrants	97,369.16	0.00
			<b>-179,559.24</b>
<b>FAL0300</b>	<b>AGC Federal Operations</b>	<b>-88,953.05</b>	
RCPT	Receipt	0.00	4,218.15
RXFR	Transfer (Regular)	3,798.15	0.00
WARR	Warrants	420.00	0.00
			<b>-88,953.05</b>
<b>FAY0200</b>	<b>AG-Crime Vic Reparation Prg-</b>	<b>-111,468.02</b>	
RCPT	Receipt	0.00	420.00
WARR	Warrants	97,476.52	0.00
			<b>-14,411.50</b>
<b>FAY0900</b>	<b>AG Medicaid Operating</b>	<b>-405.73</b>	
RCPT	Receipt	0.00	114,316.00
RXFR	Transfer (Regular)	100,225.83	0.00
WARR	Warrants	11,304.45	0.00
			<b>-3,191.45</b>
<b>FAY1100</b>	<b>CO-OP DISAB INVEST UNIT (0</b>	<b>-3,496.71</b>	
RXFR	Transfer (Regular)	6,404.24	14,257.65
WARR	Warrants	2,652.82	0.00
			<b>-8,697.30</b>
<b>FCG0100</b>	<b>DWS Workforce Investment Ac</b>	<b>0.00</b>	
RCPT	Receipt	0.00	1,668,638.65
WARR	Warrants	1,564,098.90	0.00
			<b>-104,539.75</b>
<b>FCL1000</b>	<b>ASCL-ICAC (0955)</b>	<b>-77.33</b>	
WARR	Warrants	77.33	0.00
			<b>0.00</b>
<b>FCL2100</b>	<b>DNA Capacity Enhancement 0'</b>	<b>-2,940.85</b>	
RCPT	Receipt	0.00	48,693.61
RXFR	Transfer (Regular)	29,665.02	0.00
WARR	Warrants	21,969.44	0.00
			<b>0.00</b>
<b>FCP0300</b>	<b>DHE-No Child Left Behind Fed</b>	<b>-59,857.35</b>	
RCPT	Receipt	0.00	60,174.28
WARR	Warrants	112,355.57	0.00
			<b>-7,676.06</b>
<b>FCP0500</b>	<b>ADHE Tech Ed Program</b>	<b>-3,687.19</b>	
RXFR	Transfer (Regular)	13,188.25	16,000.00
WARR	Warrants	6,046.14	0.00
			<b>-452.80</b>
<b>FCP1100</b>	<b>ADHE-Tanf (0700)</b>	<b>-4,757.04</b>	
RXFR	Transfer (Regular)	17,974.40	471,745.28
WARR	Warrants	9,228.52	0.00
			<b>-449,299.40</b>

### Fund Transaction by Type

Start Date:12/1/17

End Date:12/31/17

Fund	Fund Description	Beginning Balance	Ending Balance	
Type	Type Description	Debits	Credits	
<b>FCT0000</b>	<b>FDA Tobacco Insp Prog (0261)</b>	<b>-29,226.49</b>		
RXFR	Transfer (Regular)	15,051.84	0.00	
WARR	Warrants	12,343.70	0.00	
				<b>-1,830.95</b>
<b>FEA0300</b>	<b>Adult Basic Ed-Grant 01</b>	<b>242,469.57</b>		
RCPT	Receipt	0.00	116,000.00	
RXFR	Transfer (Regular)	38,893.06	0.00	
WARR	Warrants	124,317.32	0.00	
				<b>289,679.95</b>
<b>FEB0200</b>	<b>AR Deaf School-6B Passthrou</b>	<b>-53,203.97</b>		
WARR	Warrants	16,660.00	0.00	
				<b>-36,543.97</b>
<b>FEB0500</b>	<b>Deaf Sch-Medicaid Provider Pi</b>	<b>-32,015.43</b>		
RCPT	Receipt	0.00	11,180.60	
RXFR	Transfer (Regular)	1,618.99	0.00	
WARR	Warrants	17,965.92	0.00	
				<b>-23,611.12</b>
<b>FEB1300</b>	<b>ARS-VR Vendor (0513)</b>	<b>-2,250.55</b>		
WARR	Warrants	1,968.00	0.00	
				<b>-282.55</b>
<b>FEC0400</b>	<b>Blind School-Chapter II</b>	<b>-297,020.17</b>		
RXFR	Transfer (Regular)	742.07	0.00	
WARR	Warrants	19,608.50	0.00	
				<b>-276,669.60</b>
<b>FEC0600</b>	<b>Blind School-6B Passthrough</b>	<b>-23,349.42</b>		
RXFR	Transfer (Regular)	2,629.18	11,194.84	
WARR	Warrants	9,321.73	0.00	
				<b>-22,593.35</b>
<b>FEE0359</b>	<b>ADE NAEP 03</b>	<b>-337,411.06</b>		
RXFR	Transfer (Regular)	7,663.92	0.00	
WARR	Warrants	2,506.51	0.00	
				<b>-327,240.63</b>
<b>FEE1463</b>	<b>Promise 2014 (0500)</b>	<b>0.00</b>		
RCPT	Receipt	0.00	2,096,734.33	
WARR	Warrants	2,096,734.33	0.00	
				<b>0.00</b>
<b>FEE1464</b>	<b>Deaf Program 2014</b>	<b>-7.71</b>		
RCPT	Receipt	0.00	17,368.12	
RXFR	Transfer (Regular)	11,780.90	0.00	
WARR	Warrants	887.60	0.00	
				<b>-4,707.33</b>
<b>FEE1517</b>	<b>Sch Imp 1003(g)-2015 CFDA84</b>	<b>0.00</b>		
RCPT	Receipt	0.00	94,780.73	
RXFR	Transfer (Regular)	0.00	1,153.33	
WARR	Warrants	95,934.06	0.00	
				<b>0.00</b>
<b>FEE1617</b>	<b>Sch Impr 2016 (0500)</b>	<b>-298.97</b>		
RCPT	Receipt	0.00	123,582.91	
RXFR	Transfer (Regular)	16,752.16	1,141.47	
WARR	Warrants	101,036.58	0.00	

### Fund Transaction by Type

Start Date:12/1/17 End Date:12/31/17

Fund	Fund Description	Beginning Balance		Ending Balance
Type	Type Description	Debits	Credits	
				<b>-7,234.61</b>
<b>FEE1631</b>	<b>SpecEd 2016 (0500)</b>			
RCPT	Receipt	0.00	65,836.66	
RXFR	Transfer (Regular)	65,836.66	0.00	
				<b>0.00</b>
<b>FEE1635</b>	<b>Title I 2016 (0500)</b>			
RCPT	Receipt	0.00	203,845.67	
RXFR	Transfer (Regular)	145,432.61	10,599.59	
WARR	Warrants	69,012.65	0.00	
				<b>0.00</b>
<b>FEE1639</b>	<b>N&amp;D 2016 (0500)</b>			
RCPT	Receipt	0.00	7,015.68	
RXFR	Transfer (Regular)	7,015.68	0.00	
				<b>0.00</b>
<b>FEE1648</b>	<b>ELL Immigrant-2016 (0500)</b>			
RCPT	Receipt	0.00	588.51	
WARR	Warrants	588.51	0.00	
				<b>0.00</b>
<b>FEE1652</b>	<b>ImpTchrQ 2016 (0500)</b>			
RCPT	Receipt	0.00	17,659.75	
RXFR	Transfer (Regular)	1,406.42	3,040.15	
WARR	Warrants	19,293.48	0.00	
				<b>0.00</b>
<b>FEE1656</b>	<b>Rural Ed 2016 (0500)</b>			
RCPT	Receipt	0.00	84,699.09	
RXFR	Transfer (Regular)	61,952.79	0.00	
WARR	Warrants	22,746.30	0.00	
				<b>0.00</b>
<b>FEE1658</b>	<b>English 2016 (0500)</b>			
RCPT	Receipt	0.00	9,664.43	
RXFR	Transfer (Regular)	19,328.86	9,664.43	
				<b>0.00</b>
<b>FEE1723</b>	<b>Homeless 2017 (0500)</b>			
RCPT	Receipt	0.00	16,688.57	
WARR	Warrants	16,688.57	0.00	
				<b>0.00</b>
<b>FEE1726</b>	<b>Migrant 2017 (0500)</b>			
RCPT	Receipt	0.00	711,069.00	
WARR	Warrants	711,069.00	0.00	
				<b>0.00</b>
<b>FEE1731</b>	<b>SpecEd 2017 (0500)</b>			
RCPT	Receipt	0.00	915,085.93	
RXFR	Transfer (Regular)	49,247.40	18,853.56	
WARR	Warrants	902,719.42	0.00	
				<b>0.00</b>
<b>FEE1732</b>	<b>SpEdpre 2017 (0500)</b>			
RCPT	Receipt	0.00	50,039.29	
WARR	Warrants	50,039.29	0.00	
				<b>0.00</b>
<b>FEE1735</b>	<b>Title I 2017 (0500)</b>			
				<b>0.00</b>

### Fund Transaction by Type

Start Date:12/1/17 End Date:12/31/17

Fund	Fund Description	Beginning Balance		Ending Balance
Type	Type Description	Debits	Credits	
RCPT	Receipt	0.00	763,690.20	
RXFR	Transfer (Regular)	13,422.10	144,911.79	
WARR	Warrants	895,179.89	0.00	
				<b>0.00</b>
<b>FEE1739</b>	<b>N&amp;D 2017 (0500)</b>			<b>0.00</b>
RCPT	Receipt	0.00	65,615.38	
RXFR	Transfer (Regular)	65,615.38	0.00	
				<b>0.00</b>
<b>FEE1752</b>	<b>ImpTchrQ 2017 (0500)</b>			<b>-8,243.41</b>
RCPT	Receipt	0.00	583,649.80	
RXFR	Transfer (Regular)	20,023.92	12,823.23	
WARR	Warrants	584,573.87	0.00	
				<b>-118.65</b>
<b>FEE1754</b>	<b>21CCLC 2017 (0500)</b>			<b>0.00</b>
RCPT	Receipt	0.00	612,698.00	
RXFR	Transfer (Regular)	1,376.61	0.00	
WARR	Warrants	611,321.39	0.00	
				<b>0.00</b>
<b>FEE1756</b>	<b>Rural Ed 2017 (0500)</b>			<b>0.00</b>
RCPT	Receipt	0.00	18,058.19	
RXFR	Transfer (Regular)	8,611.54	60,373.56	
WARR	Warrants	69,820.21	0.00	
				<b>0.00</b>
<b>FEE1758</b>	<b>English 2017 (0500)</b>			<b>0.00</b>
RCPT	Receipt	0.00	86,718.22	
RXFR	Transfer (Regular)	789.92	9,703.84	
WARR	Warrants	95,632.14	0.00	
				<b>0.00</b>
<b>FEE1761</b>	<b>MathScien 2017 (0500)</b>			<b>0.00</b>
RCPT	Receipt	0.00	13,183.26	
RXFR	Transfer (Regular)	145.57	145.57	
WARR	Warrants	13,183.26	0.00	
				<b>0.00</b>
<b>FEE1815</b>	<b>HIV 2018 (0500)</b>			<b>-4.95</b>
RCPT	Receipt	0.00	53,263.01	
RXFR	Transfer (Regular)	8,427.00	0.00	
WARR	Warrants	40,036.91	0.00	
				<b>-4,804.05</b>
<b>FEE1823</b>	<b>Homeless 2018 (0500)</b>			<b>-4.48</b>
RCPT	Receipt	0.00	31,454.46	
RXFR	Transfer (Regular)	8,521.37	0.00	
WARR	Warrants	20,202.43	0.00	
				<b>-2,735.14</b>
<b>FEE1831</b>	<b>SpecEd 2018 (0500)</b>			<b>-21,325.80</b>
RCPT	Receipt	0.00	8,242,887.38	
RXFR	Transfer (Regular)	153,637.96	27,461.29	
WARR	Warrants	7,969,583.62	0.00	
				<b>-168,452.89</b>
<b>FEE1832</b>	<b>SpEdPre 2018 (0500)</b>			<b>0.00</b>
RCPT	Receipt	0.00	367,133.73	
WARR	Warrants	367,133.73	0.00	

### Fund Transaction by Type

Start Date:12/1/17 End Date:12/31/17

Fund	Fund Description	Beginning Balance		Ending Balance
Type	Type Description	Debits	Credits	
				<b>0.00</b>
<b>FEE1835</b>	<b>Title I 2018 (0500)</b>			<b>0.00</b>
RCPT	Receipt	0.00	11,380,977.88	
RXFR	Transfer (Regular)	260.41	520.82	
WARR	Warrants	11,381,238.29	0.00	
				<b>0.00</b>
<b>FEE1839</b>	<b>N&amp;D 2018 (0500)</b>			<b>0.00</b>
RCPT	Receipt	0.00	6,226.90	
WARR	Warrants	6,226.90	0.00	
				<b>0.00</b>
<b>FEE1852</b>	<b>ImpTchrQ 2018 (0500)</b>			<b>0.00</b>
RCPT	Receipt	0.00	963,282.38	
RXFR	Transfer (Regular)	326.05	326.05	
WARR	Warrants	963,282.38	0.00	
				<b>0.00</b>
<b>FEE1854</b>	<b>21CCLC 2018 (0500)</b>			<b>0.00</b>
RCPT	Receipt	0.00	87,673.27	
WARR	Warrants	87,673.27	0.00	
				<b>0.00</b>
<b>FEE1856</b>	<b>Rural Ed 2018 (0500)</b>			<b>0.00</b>
RCPT	Receipt	0.00	162,679.78	
RXFR	Transfer (Regular)	280.09	1,579.23	
WARR	Warrants	163,978.92	0.00	
				<b>0.00</b>
<b>FEE1858</b>	<b>English 2018 (0500)</b>			<b>0.00</b>
RCPT	Receipt	0.00	263,679.87	
RXFR	Transfer (Regular)	1,297.17	0.05	
WARR	Warrants	262,382.75	0.00	
				<b>0.00</b>
<b>FEE1861</b>	<b>Title IV-2018 (0500)</b>			<b>0.00</b>
RCPT	Receipt	0.00	140,255.59	
WARR	Warrants	140,255.59	0.00	
				<b>0.00</b>
<b>FEE2009</b>	<b>Elem &amp; Secnd Ed-Refunds to f</b>			<b>0.00</b>
WARR	Warrants	-2,464.92	0.00	
				<b>0.00</b>
<b>FEE203Z</b>	<b>ADE- Federal Operations</b>			<b>0.00</b>
RXFR	Transfer (Regular)	126,362.20	126,362.20	
				<b>-18,196.01</b>
<b>FEE9999</b>	<b>Federal Com Adm 04</b>			<b>-210.93</b>
RCPT	Receipt	0.00	171,884.70	
RXFR	Transfer (Regular)	114,510.64	0.00	
WARR	Warrants	57,584.99	0.00	
				<b>0.00</b>
<b>FEL0100</b>	<b>AR St Library-LSTA</b>			<b>-9,508.18</b>
RCPT	Receipt	0.00	93,000.00	
RXFR	Transfer (Regular)	26,687.52	0.00	
WARR	Warrants	56,844.27	0.00	
				<b>-18,976.39</b>
<b>FER0500</b>	<b>AR Promise Grant (0520)</b>			<b>-15,112.34</b>

### Fund Transaction by Type

Start Date:12/1/17 End Date:12/31/17

Fund	Fund Description	Beginning Balance	Ending Balance
Type	Type Description	Debits	Credits
RCPT	Receipt	0.00	39,248.62
RXFR	Transfer (Regular)	36,765.05	0.00
WARR	Warrants	8,838.70	0.00
			<b>-8,757.21</b>
<b>FEV0100</b>	<b>Fed Vocational Ed-Oprs</b>	<b>-11,764.52</b>	
RCPT	Receipt	0.00	1,074,946.42
RXFR	Transfer (Regular)	50,713.26	0.00
WARR	Warrants	515,431.01	0.00
			<b>-520,566.67</b>
<b>FEV0900</b>	<b>TANF from DWS for JAG ACT2</b>	<b>-369.14</b>	
WARR	Warrants	369.14	0.00
			<b>0.00</b>
<b>FEW0100</b>	<b>Fed Vet Apprv Ag-Vet Approv</b>	<b>-458,545.05</b>	
RCPT	Receipt	0.00	75,979.51
RXFR	Transfer (Regular)	17,481.94	0.00
WARR	Warrants	2,789.35	0.00
			<b>-514,253.27</b>
<b>FFA3561</b>	<b>AR Agri Dept L/P National Anni</b>	<b>-74,355.45</b>	
RXFR	Transfer (Regular)	1,377.67	0.00
WARR	Warrants	1,195.09	0.00
			<b>-71,782.69</b>
<b>FFA3564</b>	<b>AR Agri L/P NPIP/LPAI</b>	<b>-151,289.17</b>	
RXFR	Transfer (Regular)	30,220.22	0.00
WARR	Warrants	7,872.84	0.00
			<b>-113,196.11</b>
<b>FFA9901</b>	<b>DFA US Dept Agri Econ Assts</b>	<b>-3,947.37</b>	
RCPT	Receipt	0.00	86,052.20
WARR	Warrants	12,685.26	0.00
			<b>-77,314.31</b>
<b>FHA1001</b>	<b>Federal Indirect Cost</b>	<b>-1,707,003.90</b>	
RXFR	Transfer (Regular)	39,041.54	140,748.87
WARR	Warrants	3,894.58	0.00
			<b>-1,804,816.65</b>
<b>FHB1327</b>	<b>CN DirCert Perf 2014 (0500)</b>	<b>-82,627.53</b>	
RXFR	Transfer (Regular)	245.99	0.00
WARR	Warrants	796.64	0.00
			<b>-81,584.90</b>
<b>FHB1721</b>	<b>CN SAE 2017 (0500)</b>	<b>-1,594.77</b>	
RCPT	Receipt	0.00	64,122.78
RXFR	Transfer (Regular)	63,426.32	15,063.29
WARR	Warrants	17,354.52	0.00
			<b>0.00</b>
<b>FHB1725</b>	<b>CN FFVP 2017 (0500)</b>	<b>0.00</b>	
RCPT	Receipt	0.00	184,776.17
WARR	Warrants	184,776.17	0.00
			<b>0.00</b>
<b>FHB1740</b>	<b>CN Meals 2017 (0500)</b>	<b>0.00</b>	
RCPT	Receipt	0.00	1,205,340.94
WARR	Warrants	1,205,340.94	0.00
			<b>0.00</b>



### Fund Transaction by Type

Start Date:12/1/17 End Date:12/31/17

Fund	Fund Description	Beginning Balance	Ending Balance
Type	Type Description	Debits	Credits
<b>FHB1821</b>	<b>CN SAE 2018 (0500)</b>	<b>0.00</b>	
RCPT	Receipt	0.00	147,224.50
RXFR	Transfer (Regular)	118,573.22	37,438.52
WARR	Warrants	15,972.91	0.00
			<b>-50,116.89</b>
<b>FHB1825</b>	<b>CN FFVP 2018 (0500)</b>	<b>-3.46</b>	
RCPT	Receipt	0.00	8,130.88
RXFR	Transfer (Regular)	5,601.46	0.00
WARR	Warrants	420.00	0.00
			<b>-2,112.88</b>
<b>FHB1840</b>	<b>CN Meals 2018 (0500)</b>	<b>0.00</b>	
RCPT	Receipt	0.00	16,947,695.63
WARR	Warrants	16,947,695.63	0.00
			<b>0.00</b>
<b>FHB203Z</b>	<b>Federal School Food Holding</b>	<b>-2,397.23</b>	
WARR	Warrants	2,397.23	0.00
			<b>0.00</b>
<b>FHH0410</b>	<b>DAH-NHC Fed Dev (0865)</b>	<b>-301,050.98</b>	
RXFR	Transfer (Regular)	3,798.16	0.00
WARR	Warrants	420.00	0.00
			<b>-296,832.82</b>
<b>FHH1718</b>	<b>FY18 AAC PLAN GRANT (0870)</b>	<b>-40,362.96</b>	
RCPT	Receipt	0.00	110,719.00
RXFR	Transfer (Regular)	7,122.15	0.00
WARR	Warrants	22,558.42	0.00
			<b>-121,401.39</b>
<b>FHP1518</b>	<b>FY18 HPP PLAN GRANT (0865)</b>	<b>-28,015.35</b>	
RCPT	Receipt	0.00	100,000.00
RXFR	Transfer (Regular)	32,331.40	0.00
WARR	Warrants	8,000.00	0.00
			<b>-87,683.95</b>
<b>FID0500</b>	<b>SHIIP ACL (0425)</b>	<b>-13,303.95</b>	
RCPT	Receipt	0.00	57,132.63
RXFR	Transfer (Regular)	13,858.26	0.00
WARR	Warrants	44,663.35	0.00
			<b>-11,914.97</b>
<b>FID0600</b>	<b>MIPPA-3</b>	<b>-1,212.45</b>	
RCPT	Receipt	0.00	7,487.55
WARR	Warrants	5,050.00	0.00
			<b>-3,650.00</b>
<b>FID1100</b>	<b>INS Health Prem Rate Rev (0425)</b>	<b>-227.81</b>	
RCPT	Receipt	0.00	65,675.98
RXFR	Transfer (Regular)	6,181.20	0.00
WARR	Warrants	1,382.20	0.00
			<b>-58,340.39</b>
<b>FID1101</b>	<b>Fed Grant Rate Revwlll (0425)</b>	<b>0.00</b>	
RCPT	Receipt	0.00	4,452.42
WARR	Warrants	1,812.50	0.00
			<b>-2,639.92</b>
<b>FIGS000</b>	<b>DFA IGS Fed Grants</b>	<b>-24,027.23</b>	
RCPT	Receipt	0.00	5,933.72

### Fund Transaction by Type

Start Date:12/1/17 End Date:12/31/17

Fund	Fund Description	Beginning Balance	Ending Balance
Type	Type Description	Debits	Credits
RXFR	Transfer (Regular)	835.74	0.00
WARR	Warrants	174.30	0.00
			<b>-28,950.91</b>
<b>FIGS001</b>	<b>DFA IGS JAG TRUST FUND</b>	<b>-393,513.76</b>	
DXFR	Transfer (Deduction)	0.00	596.16
RCPT	Receipt	0.00	124,570.00
RXFR	Transfer (Regular)	9,970.84	0.00
WARR	Warrants	1,345.86	0.00
			<b>-507,363.22</b>
<b>FIT0101</b>	<b>AR Agri Forest Rur Fire Equip</b>	<b>-306,336.52</b>	
RXFR	Transfer (Regular)	0.00	41.33
WARR	Warrants	373.77	0.00
			<b>-306,004.08</b>
<b>FIT0901</b>	<b>AR Agri Dept Forest Fire Mitig</b>	<b>-358,116.87</b>	
WARR	Warrants	2,425.25	0.00
			<b>-355,691.62</b>
<b>FIT1201</b>	<b>AR Agri Dept Forestry Nat'l Fir</b>	<b>-533,523.35</b>	
RXFR	Transfer (Regular)	7,642.42	0.00
WARR	Warrants	55,538.90	0.00
			<b>-470,342.03</b>
<b>FIT1501</b>	<b>AR Agri Forestry Pine Beetle F</b>	<b>-213,939.53</b>	
RCPT	Receipt	0.00	18,390.47
WARR	Warrants	4,650.00	0.00
			<b>-227,680.00</b>
<b>FIT1901</b>	<b>Agri AFC Silvicultural Non Poi</b>	<b>-30,057.37</b>	
WARR	Warrants	710.06	0.00
			<b>-29,347.31</b>
<b>FJD0300</b>	<b>Jud Dept Fed-1JS AV Mediatio</b>	<b>-529.42</b>	
RCPT	Receipt	0.00	17,810.31
RXFR	Transfer (Regular)	3,024.53	0.00
WARR	Warrants	8,152.58	0.00
			<b>-7,162.62</b>
<b>FJD0600</b>	<b>Jud Dept Fed Trng Research</b>	<b>-7,376.50</b>	
RXFR	Transfer (Regular)	11,655.53	38,263.00
WARR	Warrants	8,357.68	0.00
			<b>-25,626.29</b>
<b>FJD1900</b>	<b>Drug Ct Capacity BldProj (002:</b>	<b>-766.96</b>	
WARR	Warrants	161.28	0.00
			<b>-605.68</b>
<b>FJD2200</b>	<b>STATE AWARENESS &amp; RECRI</b>	<b>-11,185.66</b>	
RCPT	Receipt	0.00	41,163.00
RXFR	Transfer (Regular)	41,646.55	0.00
WARR	Warrants	920.00	0.00
			<b>-9,782.11</b>
<b>FKA0000</b>	<b>AR Emerg Mngt-Fed</b>	<b>-400.91</b>	
RXFR	Transfer (Regular)	0.00	3,546.67
			<b>-3,947.58</b>
<b>FKA1402</b>	<b>State &amp; Local ImplGr (0995)</b>	<b>-4,567.93</b>	
RCPT	Receipt	0.00	56,120.01
RXFR	Transfer (Regular)	57,916.72	0.00

### Fund Transaction by Type

Start Date:12/1/17 End Date:12/31/17

Fund	Fund Description	Beginning Balance		Ending Balance
Type	Type Description	Debits	Credits	
WARR	Warrants	210.50	0.00	
				<b>-2,560.72</b>
<b>FKA1505</b>	<b>ODP 14 SHSGP Subs (0995)</b>	<b>-15,299.41</b>		
RXFR	Transfer (Regular)	13,728.19	13,728.19	
				<b>-15,299.41</b>
<b>FKA1509</b>	<b>PDM-C 13</b>	<b>-202.79</b>		
RXFR	Transfer (Regular)	202.79	0.00	
				<b>0.00</b>
<b>FKA1601</b>	<b>ODP 15 (995)</b>	<b>-434,627.99</b>		
RCPT	Receipt	0.00	80,072.89	
RXFR	Transfer (Regular)	32,727.12	24,481.73	
WARR	Warrants	372,864.64	0.00	
				<b>-133,590.85</b>
<b>FKA1602</b>	<b>PDM-C 14 (0995)</b>	<b>-4,496.47</b>		
RCPT	Receipt	0.00	13,580.38	
RXFR	Transfer (Regular)	4,948.72	0.00	
WARR	Warrants	1,107.85	0.00	
				<b>-12,020.28</b>
<b>FKA1606</b>	<b>EMPG SOFT 15 (0995)</b>	<b>-7,076.48</b>		
RCPT	Receipt	0.00	975.55	
RXFR	Transfer (Regular)	7,810.43	0.00	
WARR	Warrants	241.60	0.00	
				<b>0.00</b>
<b>FKA1607</b>	<b>PRE-DIS MIT-COMP 15 (0995)</b>	<b>-7,375.00</b>		
RXFR	Transfer (Regular)	7,000.00	0.00	
				<b>-375.00</b>
<b>FKA1701</b>	<b>ODP 16 (0995)</b>	<b>-68,724.07</b>		
RCPT	Receipt	0.00	107,199.24	
RXFR	Transfer (Regular)	49,510.36	9,500.00	
WARR	Warrants	71,817.28	0.00	
				<b>-64,095.67</b>
<b>FKA1702</b>	<b>HMEP - Training &amp; Planning</b>	<b>19,185.84</b>		
RCPT	Receipt	0.00	46,446.94	
RXFR	Transfer (Regular)	5,380.39	0.00	
WARR	Warrants	13,867.19	0.00	
				<b>-8,013.52</b>
<b>FKA1703</b>	<b>EMPG LOCALS 16 (0995)</b>	<b>-157,171.86</b>		
RCPT	Receipt	0.00	217,819.69	
WARR	Warrants	262,564.55	0.00	
				<b>-112,427.00</b>
<b>FKA1704</b>	<b>EMPG SOFT 16 (0995)</b>	<b>-681.36</b>		
RCPT	Receipt	0.00	10,507.36	
RXFR	Transfer (Regular)	13,728.19	13,728.19	
WARR	Warrants	10,239.01	0.00	
				<b>-949.71</b>
<b>FKA1705</b>	<b>16 (0995)</b>	<b>-47,320.34</b>		
RXFR	Transfer (Regular)	2,500.00	0.00	
				<b>-44,820.34</b>
<b>FKM5000</b>	<b>DEV DIS COUNCIL-FED (0610)</b>	<b>-14,198.36</b>		
RCPT	Receipt	0.00	53,087.23	

### Fund Transaction by Type

Start Date:12/1/17 End Date:12/31/17

Fund	Fund Description	Beginning Balance	Ending Balance
Type	Type Description	Debits	Credits
RXFR	Transfer (Regular)	23,068.48	0.00
WARR	Warrants	5,815.90	0.00
			<b>-38,401.21</b>
<b>FLA1060</b>	<b>FUSION CENTER GRANT 16 (C</b>	<b>0.00</b>	
RXFR	Transfer (Regular)	0.00	4,229.75
WARR	Warrants	4,229.75	0.00
			<b>0.00</b>
<b>FLA1062</b>	<b>SWAT GRANT 16 (0960)</b>	<b>-2,746.23</b>	
RXFR	Transfer (Regular)	0.00	1,874.84
WARR	Warrants	1,874.84	0.00
			<b>-2,746.23</b>
<b>FLA8401</b>	<b>ICAC 12</b>	<b>-91.56</b>	
WARR	Warrants	91.56	0.00
			<b>0.00</b>
<b>FLA8402</b>	<b>INTER CRIMES AGAINST CHIL</b>	<b>-1,351.31</b>	
RCPT	Receipt	0.00	5,034.15
WARR	Warrants	6,089.30	0.00
			<b>-296.16</b>
<b>FLA8500</b>	<b>AWIN-SPECTRUM BAND 14 (0</b>	<b>0.00</b>	
RCPT	Receipt	0.00	1,050,383.01
WARR	Warrants	1,050,383.01	0.00
			<b>0.00</b>
<b>FLA9061</b>	<b>Bomb 15 (0960)</b>	<b>0.00</b>	
RXFR	Transfer (Regular)	0.00	32,727.12
WARR	Warrants	19,630.32	0.00
			<b>-13,096.80</b>
<b>FMD0000</b>	<b>ADEM-Disaster Relief Fed</b>	<b>-133,415.48</b>	
RXFR	Transfer (Regular)	4,750.00	5,159.79
			<b>-133,825.27</b>
<b>FMD1101</b>	<b>1975 Disaster Relief (0995)</b>	<b>-27,377.09</b>	
RCPT	Receipt	0.00	4,926.69
RXFR	Transfer (Regular)	27,225.33	2,576.28
WARR	Warrants	2,517.92	0.00
			<b>-5,136.81</b>
<b>FMD1302</b>	<b>Disaster Rel Haz Mitig (0995)</b>	<b>-6,538.54</b>	
RXFR	Transfer (Regular)	3,878.55	2,843.29
WARR	Warrants	1,238.96	0.00
			<b>-4,264.32</b>
<b>FMD1402</b>	<b>4143 Disaster RelfAssist (0995)</b>	<b>-0.45</b>	
RXFR	Transfer (Regular)	0.45	0.00
			<b>0.00</b>
<b>FMD1403</b>	<b>4124 DisasterRelfHazMitg (099</b>	<b>-1,101.26</b>	
RCPT	Receipt	0.00	1,432.35
RXFR	Transfer (Regular)	1,984.04	0.00
			<b>-549.57</b>
<b>FMD1404</b>	<b>4143 DisasterRelfHazMitg (099</b>	<b>-264.72</b>	
RCPT	Receipt	0.00	359.18
RXFR	Transfer (Regular)	491.66	0.00
			<b>-132.24</b>
<b>FMD1406</b>	<b>Dis Rel Public Assist (0995)</b>	<b>-2,196.83</b>	

### Fund Transaction by Type

Start Date:12/1/17 End Date:12/31/17

Fund	Fund Description	Beginning Balance		Ending Balance
Type	Type Description	Debits	Credits	
RCPT	Receipt	0.00	4,986.39	
RXFR	Transfer (Regular)	2,556.11	5,356.36	
				<b>-9,983.47</b>
<b>FMD1408</b>	<b>Dis Relief Haz Mitigation 0995</b>	<b>-101,031.45</b>		
RCPT	Receipt	0.00	1,277.88	
RXFR	Transfer (Regular)	1,779.77	0.00	
WARR	Warrants	100,040.07	0.00	
				<b>-489.49</b>
<b>FMD1409</b>	<b>DisRel HazMitigation (0995)</b>	<b>-333.70</b>		
RCPT	Receipt	0.00	1,224.19	
RXFR	Transfer (Regular)	1,227.64	0.00	
				<b>-330.25</b>
<b>FMD1501</b>	<b>Disaster Relief Pub Ass (0995)</b>	<b>-3,492.68</b>		
RCPT	Receipt	0.00	8,501.10	
RXFR	Transfer (Regular)	2,291.91	9,495.49	
WARR	Warrants	15,255.00	0.00	
				<b>-3,942.36</b>
<b>FMD1502</b>	<b>Disaster Rel Haz Mit (0995)</b>	<b>-122,687.09</b>		
RCPT	Receipt	0.00	456,261.97	
RXFR	Transfer (Regular)	451.37	0.00	
WARR	Warrants	425,517.05	0.00	
				<b>-152,980.64</b>
<b>FMD1601</b>	<b>4254 DIS REL PUB ASST (0995)</b>	<b>-2,695.88</b>		
RXFR	Transfer (Regular)	1,389.36	5,857.59	
				<b>-7,164.11</b>
<b>FMD1603</b>	<b>4270 Disa Relf PublAssit 0995</b>	<b>-2,212.07</b>		
RCPT	Receipt	0.00	18,712.24	
RXFR	Transfer (Regular)	2,053.40	4,130.51	
WARR	Warrants	13,242.86	0.00	
				<b>-9,758.56</b>
<b>FMD1801</b>	<b>4318 Disaster Rel Public Asst</b>	<b>-680,292.41</b>		
RCPT	Receipt	0.00	2,475,908.05	
RXFR	Transfer (Regular)	6,456.90	0.00	
WARR	Warrants	2,434,987.60	0.00	
				<b>-714,755.96</b>
<b>FMF0300</b>	<b>Fed-275 Trng Site</b>	<b>1,859,891.15</b>		
RCPT	Receipt	0.00	725,171.68	
RXFR	Transfer (Regular)	1,590.00	390,519.44	
WARR	Warrants	1,338,238.50	0.00	
				<b>2,084,028.53</b>
<b>FMF0700</b>	<b>Fed-270 Trng Site</b>	<b>953,029.27</b>		
RCPT	Receipt	0.00	80,811.14	
RXFR	Transfer (Regular)	908,710.03	1,146,258.44	
WARR	Warrants	124,963.44	0.00	
				<b>759,633.16</b>
<b>FMF2200</b>	<b>Fed-Ft Chaffee Salary</b>	<b>349,834.18</b>		
RXFR	Transfer (Regular)	298,046.47	471,387.99	
WARR	Warrants	41,151.60	0.00	
				<b>217,644.26</b>
<b>FMF2300</b>	<b>Fed-Ft Chaffee Exp</b>	<b>729,545.61</b>		
RCPT	Receipt	0.00	103,414.18	

### Fund Transaction by Type

Start Date:12/1/17

End Date:12/31/17

Fund	Fund Description	Beginning Balance		Ending Balance
Type	Type Description	Debits	Credits	
RXFR	Transfer (Regular)	0.00	330,267.35	
WARR	Warrants	1,457,241.83	0.00	1,753,105.91
<b>FMFHOLD</b>	<b>FEDERAL HOLDING ACCOUN'</b>	<b>-2,069,405.50</b>		
RCPT	Receipt	0.00	2,089,000.00	
RXFR	Transfer (Regular)	2,327,813.50	0.00	-1,830,592.00
<b>FMG0100</b>	<b>OMIG-Fed (0035)</b>	<b>-294.70</b>		
RXFR	Transfer (Regular)	88,928.20	103,793.27	
WARR	Warrants	15,075.59	0.00	-84.18
<b>FNA2300</b>	<b>DOL OSHA Fed Grant 03</b>	<b>-61,234.45</b>		
RCPT	Receipt	0.00	141,907.00	
RXFR	Transfer (Regular)	57,154.94	0.00	
WARR	Warrants	35,872.51	0.00	-110,114.00
<b>FNA3300</b>	<b>ADL MSHA Fed 03</b>	<b>-24,765.48</b>		
RCPT	Receipt	0.00	15,000.00	
RXFR	Transfer (Regular)	4,478.12	0.00	
WARR	Warrants	3,011.96	0.00	-32,275.40
<b>FNA4300</b>	<b>ADL BLS Fed 03</b>	<b>-21,710.09</b>		
RCPT	Receipt	0.00	12,000.00	
RXFR	Transfer (Regular)	3,404.14	0.00	
WARR	Warrants	1,986.46	0.00	-28,319.49
<b>FPC0300</b>	<b>OPC-JohnRJusticeGrPrg (002)</b>	<b>-700.00</b>		
RCPT	Receipt	0.00	3,416.00	
WARR	Warrants	2,416.00	0.00	-1,700.00
<b>FPF1600</b>	<b>AR Drug Crt Cap Bldg Prj (048)</b>	<b>-2,129.90</b>		
WARR	Warrants	1,260.00	0.00	-869.90
<b>FPT0100</b>	<b>PT-SCORP Oprs</b>	<b>-326,317.01</b>		
WARR	Warrants	12,327.56	0.00	-313,989.45
<b>FSC1000</b>	<b>NRCS CONV TECH ASST (045)</b>	<b>-29,873.48</b>		
RCPT	Receipt	0.00	22,088.73	
RXFR	Transfer (Regular)	5,697.19	0.00	
WARR	Warrants	15,740.39	0.00	-30,524.63
<b>FSC1700</b>	<b>SW-Non Point Grnts Ind-(455)</b>	<b>-36,510.50</b>		
RXFR	Transfer (Regular)	30,625.42	27,891.95	
WARR	Warrants	2,520.00	0.00	-31,257.03
<b>FSC2017</b>	<b>ANRC Dam Safety (0455)</b>	<b>-108,774.21</b>		
RXFR	Transfer (Regular)	5,065.08	0.00	
WARR	Warrants	423.75	0.00	-103,285.38
<b>FSC3314</b>	<b>ANRC Nonpoint (0455)</b>	<b>-5,057.66</b>		

### Fund Transaction by Type

Start Date:12/1/17 End Date:12/31/17

Fund	Fund Description	Beginning Balance		Ending Balance
Type	Type Description	Debits	Credits	
RCPT	Receipt	0.00	62,089.59	
RXFR	Transfer (Regular)	27,891.95	5,000.00	
WARR	Warrants	15,830.53	0.00	
				<b>-28,424.77</b>
<b>FSC3315</b>	<b>ANRC NP SOURCE POLL CON</b>		<b>0.00</b>	
RCPT	Receipt	0.00	34,686.61	
WARR	Warrants	21,350.54	0.00	
				<b>-13,336.07</b>
<b>FSC3316</b>	<b>ANRC NP SOURCE POLL CON</b>		<b>-2,200.00</b>	
RCPT	Receipt	0.00	38,179.35	
WARR	Warrants	27,502.67	0.00	
				<b>-12,876.68</b>
<b>FSC3317</b>	<b>ANRC NP Source Poll Cont 20</b>		<b>0.00</b>	
RCPT	Receipt	0.00	3,250.18	
WARR	Warrants	3,250.18	0.00	
				<b>0.00</b>
<b>FSC4017</b>	<b>ANRC FEMACAPPSEE-17</b>		<b>-318,022.89</b>	
RXFR	Transfer (Regular)	13,212.57	0.00	
WARR	Warrants	1,696.76	0.00	
				<b>-303,113.56</b>
<b>FSC4030</b>	<b>ANRC FEMA CTP (0455)</b>		<b>-224,534.47</b>	
WARR	Warrants	60,301.61	0.00	
				<b>-164,232.86</b>
<b>FSC4033</b>	<b>ANRC FLOOD MGMT ASST FY</b>		<b>-66,664.08</b>	
WARR	Warrants	47.62	0.00	
				<b>-66,616.46</b>
<b>FSC5M00</b>	<b>Clean Water Grant FY10 (0455)</b>		<b>-209,144.58</b>	
RCPT	Receipt	0.00	275,000.00	
RXFR	Transfer (Regular)	54,099.86	0.00	
WARR	Warrants	8,592.06	0.00	
				<b>-421,452.66</b>
<b>FSD0100</b>	<b>Dis Determination-Oprs</b>		<b>-507,314.48</b>	
RCPT	Receipt	0.00	3,297,795.36	
RXFR	Transfer (Regular)	2,057,537.57	0.00	
WARR	Warrants	1,123,801.05	0.00	
				<b>-623,771.22</b>
<b>FSK3300</b>	<b>Spinal Cord-CAPPS 4th Yr</b>		<b>-42,657.91</b>	
RCPT	Receipt	0.00	595.00	
				<b>-43,252.91</b>
<b>FST0201</b>	<b>AEDC-S/T Ex Ntwk Fed (790)</b>		<b>-99,532.61</b>	
RCPT	Receipt	0.00	75,000.00	
RXFR	Transfer (Regular)	11,947.49	0.00	
WARR	Warrants	78,355.68	0.00	
				<b>-84,229.44</b>
<b>FST0601</b>	<b>AEDC-S/T EPSCoR RII (790)</b>		<b>-2,381.01</b>	
RCPT	Receipt	0.00	87,975.10	
				<b>-90,356.11</b>
<b>FST0700</b>	<b>EPSCOR Ark Asset Initiative II</b>		<b>-85,820.89</b>	
RCPT	Receipt	0.00	659,072.26	
RXFR	Transfer (Regular)	20,061.75	0.00	

### Fund Transaction by Type

Start Date:12/1/17 End Date:12/31/17

Fund	Fund Description	Beginning Balance	Ending Balance
Type	Type Description	Debits	Credits
WARR	Warrants	661,690.20	0.00
			<b>-63,141.20</b>
<b>FTC7300</b>	<b>Crowley's Ridge TI-Fed-ABE</b>	<b>-22,235.45</b>	
RXFR	Transfer (Regular)	7,900.66	0.00
WARR	Warrants	840.00	0.00
			<b>-13,494.79</b>
<b>FTN7300</b>	<b>Northwest TI-Fed ABE</b>	<b>-45,189.82</b>	
RXFR	Transfer (Regular)	18,632.44	0.00
WARR	Warrants	420.00	0.00
			<b>-26,137.38</b>
<b>FVD0000</b>	<b>Victimes Justice Assistance</b>	<b>-249,699.97</b>	
RCPT	Receipt	0.00	1,057,914.95
RXFR	Transfer (Regular)	43,892.43	112.35
WARR	Warrants	812,401.67	0.00
			<b>-451,433.17</b>
<b>FVV0700</b>	<b>CAVH-St Vet Home Cons (038)</b>	<b>0.00</b>	
RXFR	Transfer (Regular)	1,255,954.87	1,255,954.87
			<b>0.00</b>
<b>FWF0000</b>	<b>Dept of Human Svcs-Federal</b>	<b>-15,663,343.79</b>	
RCPT	Receipt	0.00	1,219,105.75
RXFR	Transfer (Regular)	2,600,000.00	0.00
			<b>-14,282,449.54</b>
<b>FWF0200</b>	<b>Dept of Human Svcs-DYS Grnt</b>	<b>-83,685.26</b>	
WARR	Warrants	29,423.43	0.00
			<b>-54,261.83</b>
<b>FWF2100</b>	<b>County Oprs-Homeless</b>	<b>-151,423.72</b>	
RCPT	Receipt	0.00	67,730.47
WARR	Warrants	67,730.47	0.00
			<b>-151,423.72</b>
<b>FWF2900</b>	<b>County Oprs-Emerg Food</b>	<b>-9,175.82</b>	
RCPT	Receipt	0.00	34,288.50
WARR	Warrants	34,288.50	0.00
			<b>-9,175.82</b>
<b>FWF3000</b>	<b>DHS-DCCECE-Sp Nutrition Prg</b>	<b>-43,869.30</b>	
RCPT	Receipt	0.00	5,334,689.51
WARR	Warrants	5,365,319.92	0.00
			<b>-13,238.89</b>
<b>FWF3400</b>	<b>County Oprs-Emerg Assist</b>	<b>-368,126.74</b>	
RCPT	Receipt	0.00	949,588.25
RXFR	Transfer (Regular)	1,036,741.37	32,856.42
WARR	Warrants	18,987.00	0.00
			<b>-294,843.04</b>
<b>FWF4400</b>	<b>County Oprs-Vietnamese Refg</b>	<b>-111,415.36</b>	
RCPT	Receipt	0.00	2,268.00
WARR	Warrants	1,134.00	0.00
			<b>-112,549.36</b>
<b>FWF5400</b>	<b>DHS-Crippled Children</b>	<b>-288,119.12</b>	
RXFR	Transfer (Regular)	0.00	11,326.49
WARR	Warrants	45,475.00	0.00
			<b>-253,970.61</b>



### Fund Transaction by Type

Start Date:12/1/17 End Date:12/31/17

Fund	Fund Description	Beginning Balance		Ending Balance
Type	Type Description	Debits	Credits	
<b>FWF6900</b>	<b>DHS-DCCECE-Childhood Gar</b>	<b>-1,040,707.34</b>		
RCPT	Receipt	0.00	1,175,933.77	
WARR	Warrants	1,509,459.67	0.00	
				<b>-707,181.44</b>
<b>FWS0000</b>	<b>Fed Grants Workforce Svs (08</b>	<b>0.00</b>		
RCPT	Receipt	0.00	7,809.97	
WARR	Warrants	7,809.97	0.00	
				<b>0.00</b>
<b>FYP0000</b>	<b>Dept of Envir Quality-Fed</b>	<b>-479,063.16</b>		
RCPT	Receipt	0.00	426,348.48	
RXFR	Transfer (Regular)	381,017.23	0.00	
WARR	Warrants	140,769.08	0.00	
				<b>-383,625.33</b>
<b>FYP0300</b>	<b>DEQ Sep Federal Plan (930)</b>	<b>-152,206.86</b>		
RXFR	Transfer (Regular)	7,526.74	0.00	
WARR	Warrants	2,076.42	0.00	
				<b>-142,603.70</b>
<b>FYP0400</b>	<b>Weatherization Program</b>	<b>-50,989.99</b>		
RCPT	Receipt	0.00	147,508.75	
RXFR	Transfer (Regular)	34,687.59	0.00	
WARR	Warrants	5,657.86	0.00	
				<b>-158,153.29</b>
<b>FYP0500</b>	<b>Low Inc Home Eng Asst</b>	<b>-85,693.85</b>		
RXFR	Transfer (Regular)	40,206.66	1,066,142.45	
WARR	Warrants	41,885.28	0.00	
				<b>-1,069,744.36</b>
<b>GAD0000</b>	<b>General Rev Allotment Reserv</b>	<b>-22,474,430.47</b>		
RXFR	Transfer (Regular)	0.00	35,385.97	
				<b>-22,509,816.44</b>
<b>GADHOLD</b>	<b>GR Allot Reserve Set Aside</b>	<b>0.00</b>		
RXFR	Transfer (Regular)	35,385.97	35,385.97	
				<b>0.00</b>
<b>GPR0100</b>	<b>AR Real Property Reappraisal</b>	<b>0.00</b>		
RXFR	Transfer (Regular)	0.00	1,212,016.52	
WARR	Warrants	1,212,016.52	0.00	
				<b>0.00</b>
<b>HAD0000</b>	<b>AR Agriculture Dept §19-5-302</b>	<b>-253,433.28</b>		
AXFR	Advance Transfer	0.00	1,214,000.00	
GDIS	Distribution (General Fund)	0.00	369,082.22	
RXFR	Transfer (Regular)	1,443,433.28	126,000.00	
				<b>-519,082.22</b>
<b>HAD0100</b>	<b>AAD ALPC §19-5-302(14)</b>	<b>-10,402.42</b>		
RXFR	Transfer (Regular)	216,498.79	287,484.25	
WARR	Warrants	46,699.55	0.00	
				<b>-34,688.33</b>
<b>HAD0200</b>	<b>AAD AFC §19-5-302(14)</b>	<b>-104,431.73</b>		
RXFR	Transfer (Regular)	474,020.22	717,163.73	
WARR	Warrants	245,252.64	0.00	
				<b>-102,322.60</b>
<b>HAD0300</b>	<b>AAD PB §19-5-302(14)</b>	<b>-3,307.83</b>		

### Fund Transaction by Type

Start Date:12/1/17 End Date:12/31/17

Fund	Fund Description	Beginning Balance		Ending Balance
Type	Type Description	Debits	Credits	
RCPT	Receipt	0.00	65.40	
RXFR	Transfer (Regular)	145,111.54	187,500.00	
WARR	Warrants	40,888.83	0.00	
				<b>-4,872.86</b>
<b>HCA0000</b>	<b>ADC Inmate Care/Custody</b>	<b>-5,447,646.69</b>		
AXFR	Advance Transfer	0.00	16,000,000.00	
GDIS	Distribution (General Fund)	0.00	17,612,572.82	
RXFR	Transfer (Regular)	31,474,036.65	10,026,389.96	
				<b>-17,612,572.82</b>
<b>HCA0100</b>	<b>ADC Inmate Care/Custody</b>	<b>-6,273,200.81</b>		
RCPT	Receipt	0.00	20,914.94	
RXFR	Transfer (Regular)	14,912,177.98	27,794,022.49	
WARR	Warrants	16,896,392.48	0.00	
				<b>-2,279,567.78</b>
<b>HCP0000</b>	<b>Dept Community Correction</b>	<b>-1,292,184.98</b>		
AXFR	Advance Transfer	0.00	5,000,000.00	
GDIS	Distribution (General Fund)	0.00	3,080,422.24	
RXFR	Transfer (Regular)	7,292,184.98	1,000,000.00	
				<b>-3,080,422.24</b>
<b>HCP0100</b>	<b>Dept Community Correction</b>	<b>-439,414.17</b>		
RCPT	Receipt	0.00	36,446.07	
RXFR	Transfer (Regular)	4,514,524.06	7,100,105.51	
WARR	Warrants	2,587,584.44	0.00	
				<b>-473,857.25</b>
<b>HEG0000</b>	<b>Higher Education Grants</b>	<b>-9,030,264.41</b>		
GDIS	Distribution (General Fund)	0.00	3,886,889.51	
RXFR	Transfer (Regular)	107,500.00	1,208,817.60	
				<b>-14,018,471.52</b>
<b>HEG0100</b>	<b>HE Dentistry Scholarships</b>	<b>-11,680.66</b>		
WARR	Warrants	10,700.00	0.00	
				<b>-980.66</b>
<b>HEG0300</b>	<b>HE Optometry Scholarships</b>	<b>-187,300.00</b>		
WARR	Warrants	187,000.00	0.00	
				<b>-300.00</b>
<b>HEG0600</b>	<b>HE Chiropractic Scholarship</b>	<b>-1,541.00</b>		
WARR	Warrants	1,250.00	0.00	
				<b>-291.00</b>
<b>HEG1000</b>	<b>ADHE-AR Future (0700)</b>	<b>-9,295.22</b>		
RCPT	Receipt	0.00	14,528.50	
RXFR	Transfer (Regular)	0.00	30,000.00	
WARR	Warrants	30,735.69	0.00	
				<b>-23,088.03</b>
<b>HEG7022</b>	<b>HE Teacher Retraining</b>	<b>-8,878.29</b>		
WARR	Warrants	2,493.00	0.00	
				<b>-6,385.29</b>
<b>HEG7030</b>	<b>HE POW/MIA Depend Scholar</b>	<b>-10,767.43</b>		
WARR	Warrants	8,748.48	0.00	
				<b>-2,018.95</b>
<b>HEG7034</b>	<b>HE Dependents Law Enf 19-5-4</b>	<b>-12,988.59</b>		
RXFR	Transfer (Regular)	0.00	2,500.00	

### Fund Transaction by Type

Start Date:12/1/17 End Date:12/31/17

Fund	Fund Description	Beginning Balance		Ending Balance
Type	Type Description	Debits	Credits	
WARR	Warrants	4,209.00	0.00	
				<b>-11,279.59</b>
<b>HEG7042</b>	<b>HE Opportunities 19-5-302 (11)</b>	<b>-3,568.69</b>		
RCPT	Receipt	0.00	250.00	
RXFR	Transfer (Regular)	0.00	75,000.00	
WARR	Warrants	71,750.00	0.00	
				<b>-7,068.69</b>
<b>HEG7047</b>	<b>Scholarship Adm 1116/09</b>	<b>-629,996.15</b>		
RXFR	Transfer (Regular)	21,251.86	0.00	
WARR	Warrants	23.24	0.00	
				<b>-608,721.05</b>
<b>HGA0000</b>	<b>Parks &amp; Tourism</b>	<b>-289,403.69</b>		
AXFR	Advance Transfer	0.00	1,350,000.00	
GDIS	Distribution (General Fund)	0.00	437,898.62	
RXFR	Transfer (Regular)	1,889,403.69	250,000.00	
				<b>-437,898.62</b>
<b>HGA0100</b>	<b>Parks &amp; Tourism</b>	<b>-147.39</b>		
RCPT	Receipt	0.00	397.84	
RXFR	Transfer (Regular)	1,321,174.94	1,603,000.00	
WARR	Warrants	195,562.50	0.00	
				<b>-86,807.79</b>
<b>HMA0000</b>	<b>Dept Environmental Quality</b>	<b>-51,539.68</b>		
AXFR	Advance Transfer	0.00	200,000.00	
GDIS	Distribution (General Fund)	0.00	121,088.96	
RXFR	Transfer (Regular)	251,539.68	0.00	
				<b>-121,088.96</b>
<b>HMA0100</b>	<b>Dept Environmental Quality</b>	<b>-117,854.78</b>		
RCPT	Receipt	0.00	200.00	
RXFR	Transfer (Regular)	286,579.03	251,539.68	
WARR	Warrants	46,804.16	0.00	
				<b>-36,211.27</b>
<b>HMA0200</b>	<b>ADEQ OIL &amp; GAS</b>	<b>-886,532.48</b>		
RXFR	Transfer (Regular)	14,139.79	0.00	
WARR	Warrants	2,940.00	0.00	
				<b>-869,452.69</b>
<b>HMA0300</b>	<b>Dept Envir Quality 19-5-302(4)</b>	<b>-124,712.45</b>		
RXFR	Transfer (Regular)	15,253.43	0.00	
				<b>-109,459.02</b>
<b>HMD0000</b>	<b>State Military Dept</b>	<b>-144,722.19</b>		
AXFR	Advance Transfer	280,000.00	973,000.00	
GDIS	Distribution (General Fund)	0.00	211,288.88	
RXFR	Transfer (Regular)	829,727.42	22,005.23	
				<b>-241,288.88</b>
<b>HMD0100</b>	<b>State Military Dept</b>	<b>-72,244.28</b>		
RCPT	Receipt	0.00	3,229.71	
RXFR	Transfer (Regular)	275,353.68	522,899.04	
WARR	Warrants	238,659.88	0.00	
				<b>-84,359.47</b>
<b>HMD0200</b>	<b>State Military Dept CSTP</b>	<b>-72,436.66</b>		
RXFR	Transfer (Regular)	155,373.71	160,017.72	
WARR	Warrants	42,798.60	0.00	

### Fund Transaction by Type

Start Date:12/1/17 End Date:12/31/17

Fund	Fund Description	Beginning Balance		Ending Balance
Type	Type Description	Debits	Credits	
				<b>-34,282.07</b>
<b>HMD0300</b>	<b>State Military Dept YCP</b>	<b>-23,786.73</b>		
RXFR	Transfer (Regular)	40,025.39	40,016.90	
WARR	Warrants	9,255.73	0.00	
				<b>-14,522.51</b>
<b>HMD0400</b>	<b>State Military Dept NGCallup</b>	<b>-480,692.58</b>		
RCPT	Receipt	0.00	891.63	
RXFR	Transfer (Regular)	18,096.03	3,490.15	
WARR	Warrants	443,555.46	0.00	
				<b>-23,422.87</b>
<b>HOA0000</b>	<b>Dept Economic Development</b>	<b>-760,088.75</b>		
GDIS	Distribution (General Fund)	0.00	1,045,030.58	
RXFR	Transfer (Regular)	760,088.75	0.00	
				<b>-1,045,030.58</b>
<b>HOA0100</b>	<b>Dept Economic Development</b>	<b>-1,142,718.16</b>		
RCPT	Receipt	0.00	1,139.53	
RXFR	Transfer (Regular)	398,554.09	760,088.75	
WARR	Warrants	239,824.61	0.00	
				<b>-1,265,567.74</b>
<b>HOA0101</b>	<b>AEDC -Bus. Industry Trng Pro:</b>	<b>0.00</b>		
RXFR	Transfer (Regular)	0.00	8,353.77	
				<b>-8,353.77</b>
<b>HQA0000</b>	<b>Higher Education</b>	<b>-805,307.24</b>		
GDIS	Distribution (General Fund)	0.00	1,107,200.56	
RXFR	Transfer (Regular)	805,307.24	0.00	
				<b>-1,107,200.56</b>
<b>HQA0100</b>	<b>Higher Education</b>	<b>-1,599,036.85</b>		
RXFR	Transfer (Regular)	811,651.08	805,307.24	
WARR	Warrants	86,907.77	0.00	
				<b>-1,505,785.24</b>
<b>HQA0300</b>	<b>HE Recruitment Coordinator</b>	<b>-44,961.49</b>		
RXFR	Transfer (Regular)	5,641.02	0.00	
				<b>-39,320.47</b>
<b>HRA0000</b>	<b>Dept AR Heritage</b>	<b>-140,428.45</b>		
AXFR	Advance Transfer	0.00	450,000.00	
GDIS	Distribution (General Fund)	0.00	299,898.49	
RXFR	Transfer (Regular)	562,947.20	0.00	
				<b>-327,379.74</b>
<b>HRA0101</b>	<b>DAH Central</b>	<b>-23,331.17</b>		
RXFR	Transfer (Regular)	388,261.56	414,447.20	
WARR	Warrants	46,200.00	0.00	
				<b>-3,316.81</b>
<b>HRA0210</b>	<b>DAH AAC Gen Rev (0865)</b>	<b>-1,765.94</b>		
RCPT	Receipt	0.00	96.00	
RXFR	Transfer (Regular)	0.00	9,000.00	
WARR	Warrants	7,754.13	0.00	
				<b>-3,107.81</b>
<b>HRA0310</b>	<b>DAH Old State House (0865)</b>	<b>-23.89</b>		
RXFR	Transfer (Regular)	0.00	20,000.00	
WARR	Warrants	19,485.94	0.00	

### Fund Transaction by Type

Start Date:12/1/17 End Date:12/31/17

Fund	Fund Description	Beginning Balance	Ending Balance	
Type	Type Description	Debits	Credits	
				<b>-537.95</b>
<b>HRA0410</b>	<b>DAH Natural Heritage (0865)</b>	<b>-915.86</b>		
WARR	Warrants	742.65	0.00	
				<b>-173.21</b>
<b>HRA0430</b>	<b>DAH-NHC Gas Royal (0865)</b>	<b>-751,458.69</b>		
RCPT	Receipt	0.00	17,605.02	
SDIS	Distribution (Special Fund)	0.00	17,059.26	
SPEC	Special Reversing Entry	17,605.02	0.00	
WARR	Warrants	1,090.00	0.00	
				<b>-767,427.95</b>
<b>HRA0510</b>	<b>DAH AR Terr Capital (0865)</b>	<b>-687.97</b>		
RXFR	Transfer (Regular)	0.00	3,500.00	
WARR	Warrants	990.95	0.00	
				<b>-3,197.02</b>
<b>HRA0610</b>	<b>State Archives GR 19-5-302</b>	<b>-6,767.21</b>		
RXFR	Transfer (Regular)	0.00	85,000.00	
WARR	Warrants	83,678.83	0.00	
				<b>-8,088.38</b>
<b>HRA0810</b>	<b>DAH Delta Cultural (0865)</b>	<b>-2,019.01</b>		
RXFR	Transfer (Regular)	0.00	3,000.00	
WARR	Warrants	2,575.44	0.00	
				<b>-2,443.57</b>
<b>HRA0910</b>	<b>DAH Mosaic Templars (0865)</b>	<b>-6,623.90</b>		
RXFR	Transfer (Regular)	0.00	10,000.00	
WARR	Warrants	13,666.85	0.00	
				<b>-2,957.05</b>
<b>HSA0000</b>	<b>Department of Labor</b>	<b>-228,014.03</b>		
AXFR	Advance Transfer	0.00	240,000.00	
GDIS	Distribution (General Fund)	0.00	73,491.86	
RXFR	Transfer (Regular)	468,014.03	0.00	
				<b>-73,491.86</b>
<b>HSA0100</b>	<b>Department of Labor</b>	<b>-38,653.99</b>		
RXFR	Transfer (Regular)	213,091.68	368,014.03	
WARR	Warrants	61,580.30	0.00	
				<b>-131,996.04</b>
<b>HSC0000</b>	<b>State Central Services</b>	<b>-17,417,247.31</b>		
CTAX	Claims & Taxes	690.72	0.00	
DXFR	Transfer (Deduction)	0.00	15,488,754.69	
RADJ	Receipt Adjustment	100.00	3,253.00	
RCPT	Receipt	0.00	461,894.49	
RXFR	Transfer (Regular)	15,876,163.62	2,207,463.63	
SDIS	Distribution (Special Fund)	0.00	515,436.91	
SPEC	Special Reversing Entry	532,606.64	680.00	
				<b>-19,685,169.05</b>
<b>HSC0200</b>	<b>State Central Services House</b>	<b>-397,653.60</b>		
RXFR	Transfer (Regular)	177,218.78	300,000.00	
WARR	Warrants	190.75	0.00	
				<b>-520,244.07</b>
<b>HSC0500</b>	<b>State Central Svcs Senate</b>	<b>-523,463.95</b>		
RXFR	Transfer (Regular)	116,312.26	100,000.00	
WARR	Warrants	21,237.25	0.00	

### Fund Transaction by Type

Start Date:12/1/17 End Date:12/31/17

Fund	Fund Description	Beginning Balance	Ending Balance
Type	Type Description	Debits	Credits
			<b>-485,914.44</b>
<b>HSC0900</b>	<b>St Cent Serv-Legislative Audit</b>	<b>-3,306,643.94</b>	
RCPT	Receipt	0.00	1,084.38
RXFR	Transfer (Regular)	2,227,046.55	226.15
WARR	Warrants	287,474.49	0.00
			<b>-793,433.43</b>
<b>HSC1100</b>	<b>State Central Svcs Leg Council</b>	<b>-363,251.41</b>	
RXFR	Transfer (Regular)	724,197.33	1,000,000.00
WARR	Warrants	176,425.35	0.00
			<b>-462,628.73</b>
<b>HSC1200</b>	<b>State Central Svcs Leg Council</b>	<b>-578,501.51</b>	
WARR	Warrants	129,566.23	0.00
			<b>-448,935.28</b>
<b>HSC1400</b>	<b>State Ctl Svc Gov Mansion Co</b>	<b>-149,873.75</b>	
RXFR	Transfer (Regular)	49,681.05	100,000.00
WARR	Warrants	30,331.38	0.00
			<b>-169,861.32</b>
<b>HSC1800</b>	<b>State Central Svcs Appeals</b>	<b>-453,018.79</b>	
RXFR	Transfer (Regular)	262,073.19	0.00
WARR	Warrants	54,131.08	0.00
			<b>-136,814.52</b>
<b>HSC2300</b>	<b>AOC Judicial</b>	<b>-649,232.65</b>	
RCPT	Receipt	0.00	62,107.27
RXFR	Transfer (Regular)	569,624.24	1,255,338.90
WARR	Warrants	825,988.24	0.00
			<b>-571,066.34</b>
<b>HSC2800</b>	<b>Prosecuting Coordinator</b>	<b>-68,405.59</b>	
RXFR	Transfer (Regular)	68,169.90	200,000.00
WARR	Warrants	24,723.68	0.00
			<b>-175,512.01</b>
<b>HSC3001</b>	<b>DFA Revenue Division Operati</b>	<b>-4,409,784.39</b>	
RCPT	Receipt	0.00	61,638.44
RXFR	Transfer (Regular)	4,567,350.99	4,506,514.87
SDIS	Distribution (Special Fund)	0.00	476,029.62
SPEC	Special Reversing Entry	491,258.64	0.00
WARR	Warrants	2,331,466.79	0.00
			<b>-2,063,890.90</b>
<b>HSC3200</b>	<b>AR Supreme Court</b>	<b>-567,946.87</b>	
RXFR	Transfer (Regular)	258,002.17	638.90
WARR	Warrants	94,860.06	0.00
			<b>-215,723.54</b>
<b>HSC3400</b>	<b>St Centl Serv-Gov Office-(034)</b>	<b>-216,902.14</b>	
RCPT	Receipt	0.00	346.62
RXFR	Transfer (Regular)	309,795.94	500,000.00
WARR	Warrants	51,384.04	0.00
			<b>-356,068.78</b>
<b>HSC3600</b>	<b>Claims Commission</b>	<b>-77,307.13</b>	
RXFR	Transfer (Regular)	33,031.80	0.00
WARR	Warrants	7,117.42	0.00
			<b>-37,157.91</b>

### Fund Transaction by Type

Start Date:12/1/17 End Date:12/31/17

Fund	Fund Description	Beginning Balance		Ending Balance
Type	Type Description	Debits	Credits	
<b>HSC3701</b>	<b>PDC Trial Officers</b>	<b>-516,324.81</b>		
RXFR	Transfer (Regular)	1,426,669.24	1,374,184.80	
WARR	Warrants	168,336.74	0.00	
				<b>-295,503.63</b>
<b>HSC3702</b>	<b>PDC User Fees</b>	<b>-2,707,930.40</b>		
RCPT	Receipt	0.00	102,314.84	
RXFR	Transfer (Regular)	95,428.00	0.00	
SDIS	Distribution (Special Fund)	0.00	67.83	
SPEC	Special Reversing Entry	70.00	0.00	
WARR	Warrants	61,404.17	0.00	
				<b>-2,653,410.90</b>
<b>HSC3704</b>	<b>PDC Administration</b>	<b>-464,494.34</b>		
RXFR	Transfer (Regular)	130,071.60	0.00	
WARR	Warrants	85,300.86	0.00	
				<b>-249,121.88</b>
<b>HSC3705</b>	<b>PDC Juvenile Omnibudsmen</b>	<b>-70,861.58</b>		
RXFR	Transfer (Regular)	6,500.78	0.00	
WARR	Warrants	420.00	0.00	
				<b>-63,940.80</b>
<b>HSC5100</b>	<b>Lt Governors Office</b>	<b>-74,119.97</b>		
RXFR	Transfer (Regular)	0.00	100,000.00	
WARR	Warrants	18,438.36	0.00	
				<b>-155,681.61</b>
<b>HSC5300</b>	<b>Attorney General</b>	<b>-479,804.04</b>		
RADJ	Receipt Adjustment	330.00	0.00	
RCPT	Receipt	0.00	4,120.78	
RXFR	Transfer (Regular)	879,602.88	1,000,000.00	
WARR	Warrants	296,565.38	0.00	
				<b>-307,426.56</b>
<b>HSC5900</b>	<b>Auditor of the State</b>	<b>-1,136,574.68</b>		
RXFR	Transfer (Regular)	0.00	1,407,524.16	
WARR	Warrants	2,090,473.81	0.00	
				<b>-453,625.03</b>
<b>HSC6000</b>	<b>Land Department</b>	<b>-181,922.65</b>		
RXFR	Transfer (Regular)	0.00	525,000.00	
WARR	Warrants	234,329.73	0.00	
				<b>-472,592.92</b>
<b>HSC6101</b>	<b>St Cent Serv-DFA Adm Srvs-(6</b>	<b>-562,323.74</b>		
RCPT	Receipt	0.00	625.00	
RXFR	Transfer (Regular)	1,737,663.44	2,500,000.00	
WARR	Warrants	265,501.59	0.00	
				<b>-1,059,783.71</b>
<b>HSC6102</b>	<b>DFA Management Services IT</b>	<b>-1,130,672.03</b>		
RCPT	Receipt	0.00	9,043.55	
RXFR	Transfer (Regular)	0.00	1,500,000.00	
WARR	Warrants	2,352,947.77	0.00	
				<b>-286,767.81</b>
<b>HSC6300</b>	<b>Secretary of the State</b>	<b>-281,883.47</b>		
RXFR	Transfer (Regular)	0.00	1,500,000.00	
WARR	Warrants	1,265,947.96	0.00	
				<b>-515,935.51</b>

### Fund Transaction by Type

Start Date:12/1/17 End Date:12/31/17

Fund	Fund Description	Beginning Balance		Ending Balance
Type	Type Description	Debits	Credits	
<b>HSC6900</b>	<b>Treasurer of the State</b>			<b>-237,385.02</b>
RXFR	Transfer (Regular)	190,159.48	500,000.00	
WARR	Warrants	107,184.86	0.00	
				<b>-440,040.68</b>
<b>HTD0100</b>	<b>Tax Division Fund-Oper</b>			<b>-1,634,801.91</b>
RXFR	Transfer (Regular)	68,140.95	0.00	
WARR	Warrants	14,373.17	0.00	
				<b>-1,552,287.79</b>
<b>HUA0000</b>	<b>Miscellaneous Agencies</b>			<b>-4,459,178.21</b>
AXFR	Advance Transfer	0.00	4,608,000.00	
GDIS	Distribution (General Fund)	0.00	1,397,475.65	
RXFR	Transfer (Regular)	6,976,992.70	4,702.27	
				<b>-3,492,363.43</b>
<b>HUA0111</b>	<b>DHS Research Grants</b>			<b>0.00</b>
RXFR	Transfer (Regular)	693,000.00	693,000.00	
				<b>0.00</b>
<b>HUA0112</b>	<b>Prostate Cancer Foundation</b>			<b>-11,108.31</b>
RXFR	Transfer (Regular)	14.09	10,506.69	
SDIS	Distribution (Special Fund)	0.00	10,167.33	
SPEC	Special Reversing Entry	10,506.69	14.09	
WARR	Warrants	11,108.31	0.00	
				<b>-10,167.33</b>
<b>HUA0113</b>	<b>DFA-Ach Intsive Care Nrsy-(62</b>			<b>0.00</b>
RXFR	Transfer (Regular)	1,220,594.00	1,220,594.00	
				<b>0.00</b>
<b>HUA0119</b>	<b>Public Defender Central Svc</b>			<b>0.00</b>
RXFR	Transfer (Regular)	0.00	8,593.00	
				<b>-8,593.00</b>
<b>HUA0120</b>	<b>ACH Reproductive Health</b>			<b>0.00</b>
RXFR	Transfer (Regular)	594,000.00	594,000.00	
				<b>0.00</b>
<b>HUA0121</b>	<b>Criminal Detention Comm</b>			<b>-160.27</b>
RXFR	Transfer (Regular)	0.00	803.36	
WARR	Warrants	383.71	0.00	
				<b>-579.92</b>
<b>HUA0128</b>	<b>ACH Burn Ctr Act 1290/07</b>			<b>0.00</b>
RXFR	Transfer (Regular)	990,000.00	990,000.00	
				<b>0.00</b>
<b>HUA0129</b>	<b>Juvenile Offenders Transport</b>			<b>-10,098.82</b>
RXFR	Transfer (Regular)	0.00	6,951.24	
WARR	Warrants	10,043.70	0.00	
				<b>-7,006.36</b>
<b>HUA0130</b>	<b>UAMS Child A/R/DV</b>			<b>0.00</b>
RXFR	Transfer (Regular)	0.00	5,103.44	
				<b>-5,103.44</b>
<b>HUA0131</b>	<b>UAMS Child Welfare Restruct</b>			<b>0.00</b>
RXFR	Transfer (Regular)	0.00	26,123.95	
				<b>-26,123.95</b>
<b>HUA0136</b>	<b>Fire Prevention Commission</b>			<b>-4,000.00</b>
RXFR	Transfer (Regular)	0.00	897.51	



### Fund Transaction by Type

Start Date:12/1/17 End Date:12/31/17

Fund	Fund Description	Beginning Balance		Ending Balance
Type	Type Description	Debits	Credits	
WARR	Warrants	4,000.00	0.00	-897.51
<b>HUA0138</b>	<b>Delta Regional Authority</b>	<b>0.00</b>		
RXFR	Transfer (Regular)	0.00	189,539.70	
WARR	Warrants	189,539.70	0.00	0.00
<b>HUA0146</b>	<b>Assoc Racing Commissioners</b>	<b>0.00</b>		
RXFR	Transfer (Regular)	0.00	18,700.00	
WARR	Warrants	18,700.00	0.00	0.00
<b>HUA0229</b>	<b>AR Fair Housing Commission</b>	<b>-8,212.69</b>		
RXFR	Transfer (Regular)	25,766.11	44,000.00	
WARR	Warrants	5,040.00	0.00	-21,406.58
<b>HUA022F</b>	<b>FHC Fed Reminbursement Pro</b>	<b>-1,297,059.09</b>		
RCPT	Receipt	0.00	436,966.00	
RXFR	Transfer (Regular)	10,957.00	0.00	
WARR	Warrants	24,663.93	0.00	-1,698,404.16
<b>HUA0300</b>	<b>Disabled Veteran's Operations</b>	<b>-781.34</b>		
RXFR	Transfer (Regular)	2,197.07	2,000.00	
WARR	Warrants	420.00	0.00	-164.27
<b>HUA0400</b>	<b>Veterans Child Welfare-Oprs-(</b>	<b>-5,086.57</b>		
RXFR	Transfer (Regular)	7,320.35	13,000.00	
WARR	Warrants	893.52	0.00	-9,872.70
<b>HUA0501</b>	<b>War Memorial GR (0900)</b>	<b>-89,803.75</b>		
RXFR	Transfer (Regular)	24,830.53	0.00	
WARR	Warrants	13,430.35	0.00	-51,542.87
<b>HUA0600</b>	<b>Waterways Commission Oper:</b>	<b>-10,308.27</b>		
RXFR	Transfer (Regular)	13,942.81	20,000.00	
WARR	Warrants	4,977.52	0.00	-11,387.94
<b>HUA0701</b>	<b>AHTD NOAA</b>	<b>-678.25</b>		
WARR	Warrants	227.89	0.00	-450.36
<b>HUA0801</b>	<b>AEDC-SciTech Oper (790)</b>	<b>-42,032.19</b>		
RCPT	Receipt	0.00	27.20	
RXFR	Transfer (Regular)	70,699.44	233,000.00	
WARR	Warrants	102,011.95	0.00	-102,348.00
<b>HUA0900</b>	<b>Elec Comm-Oprs-(232)</b>	<b>-186,139.65</b>		
RXFR	Transfer (Regular)	34,790.32	0.00	
WARR	Warrants	6,441.38	0.00	-144,907.95
<b>HUA1100</b>	<b>Spinal Cord Commission</b>	<b>-85,933.16</b>		
RXFR	Transfer (Regular)	91,239.47	210,557.50	
WARR	Warrants	67,100.89	0.00	

### Fund Transaction by Type

Start Date:12/1/17

End Date:12/31/17

Fund	Fund Description	Beginning Balance	Ending Balance	
Type	Type Description	Debits	Credits	
				<b>-138,150.30</b>
<b>HUA1800</b>	<b>Martin Luther King-Gr-Oprs-(3</b>	<b>-14,887.10</b>		
RXFR	Transfer (Regular)	16,441.29	19,000.00	
WARR	Warrants	1,997.31	0.00	
				<b>-15,448.50</b>
<b>HUA1900</b>	<b>Minority Health Operating</b>	<b>-11,085.60</b>		
RXFR	Transfer (Regular)	13,797.53	16,000.00	
WARR	Warrants	1,260.00	0.00	
				<b>-12,028.07</b>
<b>HUA2201</b>	<b>DVA Veterans Services</b>	<b>-156,261.39</b>		
RXFR	Transfer (Regular)	109,963.35	165,000.00	
WARR	Warrants	45,620.45	0.00	
				<b>-165,677.59</b>
<b>HUA2203</b>	<b>DVA Veterans Cemetery</b>	<b>-11,690.40</b>		
RXFR	Transfer (Regular)	15,803.13	27,000.00	
WARR	Warrants	9,053.46	0.00	
				<b>-13,833.81</b>
<b>HUA2300</b>	<b>AR Ethics Commission</b>	<b>-49,136.42</b>		
RXFR	Transfer (Regular)	45,061.40	58,000.00	
WARR	Warrants	5,714.95	0.00	
				<b>-56,360.07</b>
<b>HUA2400</b>	<b>Tobacco Control Board-Oprs-(</b>	<b>-12,062.50</b>		
RXFR	Transfer (Regular)	38,520.29	67,000.00	
WARR	Warrants	10,285.79	0.00	
				<b>-30,256.42</b>
<b>HUA2502</b>	<b>AEDC-Rural Srvs Div (790)</b>	<b>-41,258.84</b>		
RCPT	Receipt	0.00	5,000.00	
RXFR	Transfer (Regular)	12,653.62	0.00	
WARR	Warrants	840.00	0.00	
				<b>-32,765.22</b>
<b>HUA2503</b>	<b>AEDC-RS-GIF Admn Fee (790)</b>	<b>-29,226.38</b>		
WARR	Warrants	730.16	0.00	
				<b>-28,496.22</b>
<b>HUA2601</b>	<b>DFA Building Auth (615)</b>	<b>-44,250.29</b>		
RXFR	Transfer (Regular)	133,099.83	176,000.00	
WARR	Warrants	16,442.09	0.00	
				<b>-70,708.37</b>
<b>HUA2700</b>	<b>Capitol Zoning Commission</b>	<b>-12,940.97</b>		
RXFR	Transfer (Regular)	12,860.27	19,000.00	
WARR	Warrants	547.45	0.00	
				<b>-18,533.25</b>
<b>HUA2800</b>	<b>Judicial Disc&amp;Disabl Comm (0</b>	<b>-23,944.59</b>		
RXFR	Transfer (Regular)	33,447.54	56,000.00	
WARR	Warrants	11,653.07	0.00	
				<b>-34,843.98</b>
<b>HUA3100</b>	<b>Racing Commission</b>	<b>-9,484.09</b>		
RXFR	Transfer (Regular)	89,567.65	125,000.00	
WARR	Warrants	22,678.69	0.00	
				<b>-22,237.75</b>
<b>HUA3200</b>	<b>Parole Board</b>	<b>-173,397.89</b>		

### Fund Transaction by Type

Start Date:12/1/17

End Date:12/31/17

Fund	Fund Description	Beginning Balance		Ending Balance
Type	Type Description	Debits	Credits	
RXFR	Transfer (Regular)	138,244.34	0.00	
WARR	Warrants	30,910.63	0.00	
				<b>-4,242.92</b>
<b>HUA3700</b>	<b>ACL CLEST</b>	<b>-171,317.13</b>		
RCPT	Receipt	0.00	5,416.63	
RXFR	Transfer (Regular)	198,581.29	272,000.00	
WARR	Warrants	61,786.38	0.00	
				<b>-188,366.09</b>
<b>HUA3701</b>	<b>911 Training &amp; Ed §19-5-302(9)</b>	<b>-235,054.76</b>		
RXFR	Transfer (Regular)	4,728.71	0.00	
WARR	Warrants	5,457.36	0.00	
				<b>-224,868.69</b>
<b>HUA3800</b>	<b>ACL GR Operations</b>	<b>-351,878.42</b>		
RCPT	Receipt	0.00	165,937.82	
RXFR	Transfer (Regular)	637,024.81	761,253.52	
SDIS	Distribution (Special Fund)	0.00	158,381.82	
SPEC	Special Reversing Entry	163,448.73	0.00	
WARR	Warrants	121,029.72	0.00	
				<b>-515,948.32</b>
<b>HUA4033</b>	<b>EMPG GENERAL FUND15 (099</b>	<b>-467.56</b>		
RCPT	Receipt	0.00	21.13	
RXFR	Transfer (Regular)	851.04	18,652.51	
WARR	Warrants	4,451.79	0.00	
				<b>-13,838.37</b>
<b>HUA4034</b>	<b>EMPG GENERAL FUND 16 (099</b>	<b>-157,332.63</b>		
RCPT	Receipt	0.00	80,176.44	
RXFR	Transfer (Regular)	237,382.59	156,000.00	
WARR	Warrants	44,470.64	0.00	
				<b>-111,655.84</b>
<b>HUA4060</b>	<b>ADEM Homeland Security GR</b>	<b>-4,412.38</b>		
WARR	Warrants	32.89	0.00	
				<b>-4,379.49</b>
<b>HUA4100</b>	<b>ABC Administration</b>	<b>-25,240.27</b>		
RXFR	Transfer (Regular)	46,994.44	83,000.00	
WARR	Warrants	8,507.15	0.00	
				<b>-52,738.68</b>
<b>HUA4200</b>	<b>ABC Enforcement</b>	<b>-7,881.42</b>		
RXFR	Transfer (Regular)	80,480.59	115,000.00	
WARR	Warrants	21,230.67	0.00	
				<b>-21,170.16</b>
<b>HUA4400</b>	<b>Geology Department</b>	<b>-50,333.60</b>		
RXFR	Transfer (Regular)	106,485.40	167,000.00	
WARR	Warrants	40,544.53	0.00	
				<b>-70,303.67</b>
<b>HUA4700</b>	<b>HUA-Assmt Coord Dept</b>	<b>-1,954,030.32</b>		
RCPT	Receipt	0.00	111.57	
RXFR	Transfer (Regular)	157,455.49	44,000.00	
WARR	Warrants	96,167.94	0.00	
				<b>-1,744,518.46</b>
<b>HUA4800</b>	<b>ASWCC General Revenue</b>	<b>-395,785.04</b>		
RXFR	Transfer (Regular)	154,731.40	0.00	

### Fund Transaction by Type

Start Date:12/1/17 End Date:12/31/17

Fund	Fund Description	Beginning Balance	Ending Balance	
Type	Type Description	Debits	Credits	
WARR	Warrants	75,816.08	0.00	
				<b>-165,237.56</b>
<b>HUA5000</b>	<b>Ins Dept PECD Administration</b>	<b>-39,254.07</b>		
RXFR	Transfer (Regular)	89,063.53	80,000.00	
WARR	Warrants	20,235.77	0.00	
				<b>-9,954.77</b>
<b>HUA5100</b>	<b>OMIG-State (0035)</b>	<b>-34,161.85</b>		
RCPT	Receipt	0.00	1.59	
RXFR	Transfer (Regular)	75,497.35	100,000.00	
WARR	Warrants	13,605.56	0.00	
				<b>-45,060.53</b>
<b>HUA6501</b>	<b>Health Services Operating</b>	<b>-108,537.31</b>		
RXFR	Transfer (Regular)	25,890.55	26,000.00	
WARR	Warrants	6,960.80	0.00	
				<b>-101,685.96</b>
<b>HUA7001</b>	<b>AR Geographic Info 296/09</b>	<b>-24,460.35</b>		
RXFR	Transfer (Regular)	62,983.47	95,000.00	
WARR	Warrants	20,971.32	0.00	
				<b>-35,505.56</b>
<b>HUA7101</b>	<b>Office of Health InfoTech 0645</b>	<b>-126,755.26</b>		
RXFR	Transfer (Regular)	37,111.16	83,000.00	
				<b>-172,644.10</b>
<b>HUA9700</b>	<b>National Guard Museum</b>	<b>-7,932.11</b>		
RXFR	Transfer (Regular)	4,237.87	0.00	
WARR	Warrants	1,959.62	0.00	
				<b>-1,734.62</b>
<b>HUA9800</b>	<b>Sentencing Commission</b>	<b>-18,912.07</b>		
RXFR	Transfer (Regular)	17,419.17	37,000.00	
WARR	Warrants	2,369.86	0.00	
				<b>-36,123.04</b>
<b>JAA0000</b>	<b>Public School Fund</b>	<b>-190,727,573.57</b>		
AXFR	Advance Transfer	0.00	921,132.56	
GDIS	Distribution (General Fund)	0.00	208,290,118.90	
RXFR	Transfer (Regular)	177,982,133.44	44,223,261.00	
				<b>-266,179,952.59</b>
<b>JAA0200</b>	<b>Public School Education</b>	<b>0.00</b>		
RXFR	Transfer (Regular)	18,848,989.39	18,848,989.39	
				<b>0.00</b>
<b>JAA1001</b>	<b>PSF-Sae</b>	<b>-503,386.91</b>		
RXFR	Transfer (Regular)	0.00	167,927,856.83	
WARR	Warrants	167,948,813.00	0.00	
				<b>-482,430.74</b>
<b>JAA1002</b>	<b>PSF-Misc Programs-(500)</b>	<b>-38,465,291.02</b>		
RCPT	Receipt	0.00	66,716.49	
RXFR	Transfer (Regular)	0.00	20,263,075.00	
WARR	Warrants	53,274,872.59	0.00	
				<b>-5,520,209.92</b>
<b>JAA1004</b>	<b>AR Public School Computer N</b>	<b>-1,108,462.35</b>		
RXFR	Transfer (Regular)	191,292.06	881,104.00	
WARR	Warrants	64,190.40	0.00	

### Fund Transaction by Type

Start Date:12/1/17 End Date:12/31/17

Fund	Fund Description	Beginning Balance		Ending Balance
Type	Type Description	Debits	Credits	
				<b>-1,734,083.89</b>
<b>JAA1005</b>	<b>PSF-Crt Ordered Deseg-(500)</b>	<b>-5,981,297.00</b>		
LCRT	General Letter of Cert	0.00	5,981,297.00	
WARR	Warrants	5,981,297.00	0.00	
				<b>-5,981,297.00</b>
<b>JAA1006</b>	<b>Public School Teachers Salary</b>	<b>-57,095.27</b>		
RXFR	Transfer (Regular)	57,160.24	196,066.07	
SDIS	Distribution (Special Fund)	0.00	189,925.07	
SPEC	Special Reversing Entry	196,066.07	64.97	
				<b>-189,925.07</b>
<b>JAA1009</b>	<b>ADE Education Renewal Zone:</b>	<b>-821,391.91</b>		
RXFR	Transfer (Regular)	6,176.01	0.00	
WARR	Warrants	4,272.30	0.00	
				<b>-810,943.60</b>
<b>JAA1011</b>	<b>PS AR Better Chance</b>	<b>-6,960,740.83</b>		
RCPT	Receipt	0.00	56,301.62	
RXFR	Transfer (Regular)	0.00	6,000,000.00	
WARR	Warrants	10,991,077.92	0.00	
				<b>-2,025,964.53</b>
<b>JAA1014</b>	<b>ERATE Credits - DIS (0500)</b>	<b>-381,104.00</b>		
RCPT	Receipt	0.00	66,344.59	
RXFR	Transfer (Regular)	381,104.00	0.00	
				<b>-66,344.59</b>
<b>JAA1018</b>	<b>OE Charter Fac Grant 19-5-305</b>	<b>-2,916,660.00</b>		
WARR	Warrants	416,666.00	0.00	
				<b>-2,499,994.00</b>
<b>JAA1019</b>	<b>RISE (0500)</b>	<b>-1,015,125.55</b>		
WARR	Warrants	26,698.22	0.00	
				<b>-988,427.33</b>
<b>JSL0000</b>	<b>State Library</b>	<b>-801,100.28</b>		
GDIS	Distribution (General Fund)	0.00	450,868.78	
RXFR	Transfer (Regular)	0.00	371,000.00	
WARR	Warrants	1,068,977.00	0.00	
				<b>-553,992.06</b>
<b>JWE0000</b>	<b>Public Sch-Career Ed</b>	<b>-2,258,162.65</b>		
GDIS	Distribution (General Fund)	0.00	3,104,701.95	
RXFR	Transfer (Regular)	2,258,162.65	0.00	
				<b>-3,104,701.95</b>
<b>JWE0200</b>	<b>PSF for AR Works</b>	<b>-180,590.71</b>		
RXFR	Transfer (Regular)	3,383.28	0.00	
WARR	Warrants	420.00	0.00	
				<b>-176,787.43</b>
<b>JWE0300</b>	<b>Public Sch-Workforce Ed</b>	<b>-1,939,906.15</b>		
RXFR	Transfer (Regular)	5,198.21	1,095,796.17	
WARR	Warrants	418,483.27	0.00	
				<b>-2,612,020.84</b>
<b>JWE0500</b>	<b>Public Sch-Workforce Ed</b>	<b>-1,898,220.77</b>		
RXFR	Transfer (Regular)	0.00	2,258,162.65	
WARR	Warrants	1,711,986.04	0.00	
				<b>-2,444,397.38</b>

### Fund Transaction by Type

Start Date:12/1/17

End Date:12/31/17

Fund	Fund Description	Beginning Balance	Ending Balance	
Type	Type Description	Debits	Credits	
<b>KBN669Q</b>	<b>AR Fallen Fire Mem87 1443/09</b>	<b>-32,006.41</b>		
WARR	Warrants	97.43	0.00	
				<b>-31,908.98</b>
<b>KBP996A</b>	<b>Realty Improvements</b>	<b>-2,898,185.08</b>		
WARR	Warrants	126,288.38	0.00	
				<b>-2,771,896.70</b>
<b>KBQ3J41</b>	<b>A A Housing Trust</b>	<b>-27,409.40</b>		
WARR	Warrants	3,899.40	0.00	
				<b>-23,510.00</b>
<b>KBQ3K97</b>	<b>DVA Const/Maint/M&amp;O</b>	<b>-20,596.53</b>		
WARR	Warrants	1,271.96	0.00	
				<b>-19,324.57</b>
<b>KBQ4G04</b>	<b>Agri Realty Disaster Purch/M&amp;</b>	<b>-30,568.68</b>		
WARR	Warrants	1,550.47	0.00	
				<b>-29,018.21</b>
<b>KBQ7M84</b>	<b>Safe Haven Program Act 36 '1</b>	<b>-29,461.42</b>		
WARR	Warrants	230.00	0.00	
				<b>-29,231.42</b>
<b>KBR1Q18</b>	<b>Partners Incl Commun (0135)</b>	<b>-41,073.80</b>		
WARR	Warrants	5,993.86	0.00	
				<b>-35,079.94</b>
<b>KBR3Q69</b>	<b>Juvenile Resentence (0324)</b>	<b>-442,207.61</b>		
WARR	Warrants	37.80	0.00	
				<b>-442,169.81</b>
<b>KBR4N97</b>	<b>Ester Unit Expenses (0480)</b>	<b>-414,384.62</b>		
RXFR	Transfer (Regular)	0.00	5.67	
WARR	Warrants	2,474.83	0.00	
				<b>-411,915.46</b>
<b>KBR4Q42</b>	<b>Ouachita River Unit (0480)</b>	<b>-324,553.35</b>		
RXFR	Transfer (Regular)	0.00	95.16	
WARR	Warrants	26,311.38	0.00	
				<b>-298,337.13</b>
<b>KBR4Q43</b>	<b>Tucker Unit Op Exp (0480)</b>	<b>-486,035.62</b>		
RXFR	Transfer (Regular)	0.00	181.09	
WARR	Warrants	36,398.20	0.00	
				<b>-449,818.51</b>
<b>KBR4Q95</b>	<b>Existing Fac Maint (0480)</b>	<b>-4,526,607.80</b>		
RXFR	Transfer (Regular)	0.00	555.87	
WARR	Warrants	41,428.11	0.00	
				<b>-4,485,735.56</b>
<b>KBR5Q39</b>	<b>Computer Sci Init (0500)</b>	<b>-1,215,734.28</b>		
RXFR	Transfer (Regular)	0.00	452.30	
WARR	Warrants	50,124.26	0.00	
				<b>-1,166,062.32</b>
<b>KBR5R07</b>	<b>Blind Sch Prop/Fac (0510)</b>	<b>-1,064,665.91</b>		
WARR	Warrants	80,547.98	0.00	
				<b>-984,117.93</b>
<b>KBR5R08</b>	<b>Deaf School Prop/Fac (0513)</b>	<b>-628,227.27</b>		
WARR	Warrants	36,733.00	0.00	
				<b>-591,494.27</b>

### Fund Transaction by Type

Start Date:12/1/17 End Date:12/31/17

Fund	Fund Description	Beginning Balance	Ending Balance	
Type	Type Description	Debits	Credits	
<b>KBR5R31</b>	<b>Capital Balance Trsf (0582)</b>	<b>-43,601.46</b>		
WARR	Warrants	11,321.20	0.00	
				<b>-32,280.26</b>
<b>KBR7P85</b>	<b>Conway Human Dev Ctr (0710)</b>	<b>-25,000.00</b>		
WARR	Warrants	19,740.00	0.00	
				<b>-5,260.00</b>
<b>KBR7P86</b>	<b>Human Dev Centers (0710)</b>	<b>-37,642.51</b>		
WARR	Warrants	10,674.17	0.00	
				<b>-26,968.34</b>
<b>KBR7Q59</b>	<b>Public Works/JobTrng (0790)</b>	<b>-3,143,038.68</b>		
WARR	Warrants	850,000.00	0.00	
				<b>-2,293,038.68</b>
<b>KBR9Q53</b>	<b>CLEST Real Prop/Fac (0950)</b>	<b>-764,016.80</b>		
WARR	Warrants	44,306.36	0.00	
				<b>-719,710.44</b>
<b>KBSAW36</b>	<b>Const/Renov/Maint (0125)</b>	<b>0.00</b>		
RXFR	Transfer (Regular)	0.00	500,000.00	
				<b>-500,000.00</b>
<b>KBSAW41</b>	<b>UA System Inst/Entit (0135)</b>	<b>0.00</b>		
RXFR	Transfer (Regular)	0.00	500,000.00	
				<b>-500,000.00</b>
<b>KBSDW31</b>	<b>Public Works/JobTrng (0790)</b>	<b>-2,106,290.85</b>		
WARR	Warrants	2,000,000.00	0.00	
				<b>-106,290.85</b>
<b>MAA0000</b>	<b>Area Agencies on Aging</b>	<b>-10,441.23</b>		
RXFR	Transfer (Regular)	0.00	50.00	
				<b>-10,491.23</b>
<b>MAB0200</b>	<b>Athletic Commission</b>	<b>-196,928.70</b>		
RCPT	Receipt	0.00	4,899.50	
RXFR	Transfer (Regular)	10,061.29	0.00	
				<b>-191,766.91</b>
<b>MAC0100</b>	<b>Wtr Sewer Solid Mgmt-(455)</b>	<b>-7,725,656.90</b>		
RCPT	Receipt	0.00	671,988.44	
RXFR	Transfer (Regular)	2,700.00	342.88	
WARR	Warrants	10,000.00	0.00	
				<b>-8,385,288.22</b>
<b>MAE0000</b>	<b>ADEQ Abandoned Mine Reclai</b>	<b>-62,300.38</b>		
RCPT	Receipt	0.00	15,334.71	
WARR	Warrants	76,998.37	0.00	
				<b>-636.72</b>
<b>MAF0000</b>	<b>Surface Coal Mine</b>	<b>-134,242.29</b>		
RCPT	Receipt	0.00	10.00	
				<b>-134,252.29</b>
<b>MBB0100</b>	<b>Bail Bondsman Board</b>	<b>-306,001.85</b>		
RXFR	Transfer (Regular)	15,242.01	0.00	
WARR	Warrants	10,057.88	0.00	
				<b>-280,701.96</b>
<b>MBC0000</b>	<b>ADH Breast Cancer</b>	<b>-5,403,519.06</b>		
RXFR	Transfer (Regular)	208,575.53	265,330.41	
SDIS	Distribution (Special Fund)	0.00	256,757.70	

### Fund Transaction by Type

Start Date:12/1/17 End Date:12/31/17

Fund	Fund Description	Beginning Balance			Ending Balance
Type	Type Description	Debits	Credits		
SPEC	Special Reversing Entry	265,330.41	358.58		
					<b>-5,452,059.81</b>
<b>MBD0100</b>	<b>Sustainable Building (615)</b>	<b>-6,938,813.03</b>			
RCPT	Receipt	0.00	232,775.00		
					<b>-7,171,588.03</b>
<b>MBD0145</b>	<b>UALR Sustainable BldDsgn 01</b>	<b>-744,771.95</b>			
WARR	Warrants	744,771.95	0.00		
					<b>0.00</b>
<b>MBR0100</b>	<b>Breast Cancer Research</b>	<b>-78,595.60</b>			
RXFR	Transfer (Regular)	100.47	74,198.71		
SDIS	Distribution (Special Fund)	0.00	71,801.19		
SPEC	Special Reversing Entry	74,198.71	100.47		
WARR	Warrants	78,595.60	0.00		
					<b>-71,801.19</b>
<b>MBR0200</b>	<b>UAMS S Komen Plate (0150)</b>	<b>-11,509.81</b>			
RXFR	Transfer (Regular)	0.00	9,074.56		
SDIS	Distribution (Special Fund)	0.00	8,793.25		
SPEC	Special Reversing Entry	9,074.56	0.00		
WARR	Warrants	11,509.81	0.00		
					<b>-8,793.25</b>
<b>MCA0000</b>	<b>AR Child Advocacy (0150)</b>	<b>-401.67</b>			
RCPT	Receipt	0.00	1,294.70		
WARR	Warrants	401.67	0.00		
					<b>-1,294.70</b>
<b>MCC0100</b>	<b>DHS-Consld Cost-Opr</b>	<b>-706,209.07</b>			
RCPT	Receipt	0.00	44,488.21		
RXFR	Transfer (Regular)	0.00	17,362.66		
WARR	Warrants	41,574.13	0.00		
					<b>-726,485.81</b>
<b>MCD0100</b>	<b>DFA ADAP Grants</b>	<b>-2,708.33</b>			
RXFR	Transfer (Regular)	0.00	2,708.33		
WARR	Warrants	2,708.33	0.00		
					<b>-2,708.33</b>
<b>MCE0000</b>	<b>Child Support Enforcement</b>	<b>-917,272.12</b>			
GDIS	Distribution (General Fund)	0.00	1,261,138.81		
RXFR	Transfer (Regular)	917,272.12	0.00		
					<b>-1,261,138.81</b>
<b>MCE0100</b>	<b>Child Support Enforcement</b>	<b>-3,773,747.75</b>			
RCPT	Receipt	0.00	219.13		
RXFR	Transfer (Regular)	2,231,056.12	9,417,272.12		
WARR	Warrants	2,455,814.70	0.00		
					<b>-8,504,368.18</b>
<b>MCE0200</b>	<b>Child Support Enf GR Hldg</b>	<b>-6,000.00</b>			
RCPT	Receipt	0.00	1,000.00		
					<b>-7,000.00</b>
<b>MCE0400</b>	<b>Child Support Enf Fed</b>	<b>-3,500,000.00</b>			
RCPT	Receipt	0.00	5,000,000.00		
RXFR	Transfer (Regular)	8,500,000.00	0.00		
					<b>0.00</b>
<b>MCF0000</b>	<b>Constitutional Officers</b>	<b>-12,699,683.95</b>			



### Fund Transaction by Type

Start Date:12/1/17 End Date:12/31/17

Fund	Fund Description	Beginning Balance		Ending Balance
Type	Type Description	Debits	Credits	
CTAX	Claims & Taxes	5.10	0.00	
DXFR	Transfer (Deduction)	0.00	7,375,634.10	
RXFR	Transfer (Regular)	4,538,000.00	1,121,953.07	
SDIS	Distribution (Special Fund)	0.00	78,681.60	
SPEC	Special Reversing Entry	81,198.76	0.00	
				<b>-16,656,748.86</b>
<b>MCF0200</b>	<b>Constitutional Officers House</b>	<b>-1,712,678.44</b>		
RXFR	Transfer (Regular)	0.00	321,000.00	
WARR	Warrants	58,982.08	0.00	
				<b>-1,974,696.36</b>
<b>MCF0500</b>	<b>Constitutional Officers Senate</b>	<b>-941,825.16</b>		
RXFR	Transfer (Regular)	0.00	217,000.00	
WARR	Warrants	13,878.48	0.00	
				<b>-1,144,946.68</b>
<b>MCF5900</b>	<b>Constl Officers-Auditor Of St-</b>	<b>-1,499,384.15</b>		
RCPT	Receipt	0.00	223,874.09	
RXFR	Transfer (Regular)	0.00	101,934.14	
WARR	Warrants	31,379.30	0.00	
				<b>-1,793,813.08</b>
<b>MCF5901</b>	<b>Const Off-Auditor Unapp (005)</b>	<b>-517,798.80</b>		
RCPT	Receipt	0.00	665.82	
RXFR	Transfer (Regular)	0.00	4,000,000.00	
WARR	Warrants	4,083,748.32	0.00	
				<b>-434,716.30</b>
<b>MCJ0000</b>	<b>County Jail Reimbursement</b>	<b>-1,007,667.56</b>		
AXFR	Advance Transfer	0.00	1,063,000.00	
GDIS	Distribution (General Fund)	0.00	322,421.66	
RXFR	Transfer (Regular)	2,070,667.56	0.00	
				<b>-322,421.66</b>
<b>MCJ0480</b>	<b>County Jail Reimburse ADC</b>	<b>-46,570.82</b>		
RXFR	Transfer (Regular)	0.00	2,070,667.56	
WARR	Warrants	1,872,570.00	0.00	
				<b>-244,668.38</b>
<b>MCJ0485</b>	<b>County Jail Reimburse ADCC</b>	<b>-350,443.00</b>		
WARR	Warrants	167,940.00	0.00	
				<b>-182,503.00</b>
<b>MCR0200</b>	<b>AOC Court Report (0023)</b>	<b>-22,538.10</b>		
RXFR	Transfer (Regular)	611,510.66	695,961.99	
WARR	Warrants	101,814.62	0.00	
				<b>-5,174.81</b>
<b>MCV0000</b>	<b>Co Voting Sys Grant Act 1189/</b>	<b>-579,397.73</b>		
RCPT	Receipt	0.00	88,316.00	
SDIS	Distribution (Special Fund)	0.00	85,578.20	
SPEC	Special Reversing Entry	88,316.00	0.00	
WARR	Warrants	55.50	0.00	
				<b>-664,920.43</b>
<b>MDA0100</b>	<b>Drug/Alcohol Abuse Prev/Trea</b>	<b>-1,362,668.21</b>		
RCPT	Receipt	0.00	1,917,498.34	
RXFR	Transfer (Regular)	0.00	108,176.56	
SDIS	Distribution (Special Fund)	0.00	4,796.34	
SPEC	Special Reversing Entry	4,871.85	0.00	

### Fund Transaction by Type

Start Date:12/1/17

End Date:12/31/17

Fund	Fund Description	Beginning Balance	Ending Balance
Type	Type Description	Debits	Credits
WARR	Warrants	2,064,251.84	0.00
			<b>-1,324,015.76</b>
<b>MDT0100</b>	<b>Law/Pros Drug Enf Training</b>	<b>-3,744.06</b>	
RXFR	Transfer (Regular)	0.00	3,827.42
WARR	Warrants	3,314.78	0.00
			<b>-4,256.70</b>
<b>MEE0000</b>	<b>Environmental Ed Fund</b>	<b>-120,318.07</b>	
RCPT	Receipt	0.00	4,410.50
WARR	Warrants	1,555.11	0.00
			<b>-123,173.46</b>
<b>MEM0000</b>	<b>Emergency Med Svcs (0645)</b>	<b>-92,689.53</b>	
RCPT	Receipt	0.00	2,354.50
SDIS	Distribution (Special Fund)	0.00	561.16
SPEC	Special Reversing Entry	570.00	0.00
WARR	Warrants	5,496.65	0.00
			<b>-89,538.54</b>
<b>MER0100</b>	<b>Computer &amp; Elec Recycling-Oj</b>	<b>-172,019.99</b>	
RXFR	Transfer (Regular)	0.00	40.00
			<b>-172,059.99</b>
<b>MFP0100</b>	<b>Fire Protection Lic Board-Ope</b>	<b>-306,431.08</b>	
RCPT	Receipt	0.00	2,198.00
RXFR	Transfer (Regular)	8,200.32	0.00
WARR	Warrants	6,873.83	0.00
			<b>-293,554.93</b>
<b>MHC0100</b>	<b>Computer Svcs Revl-Oprs</b>	<b>-19,081,767.77</b>	
RCPT	Receipt	0.00	4,732,448.85
RXFR	Transfer (Regular)	1,163,469.70	65,116.10
WARR	Warrants	9,209,417.65	0.00
			<b>-13,506,445.37</b>
<b>MHC0400</b>	<b>DIS E-RATE REIMBURSEMEN'</b>	<b>-160,670.61</b>	
RCPT	Receipt	0.00	66,344.59
WARR	Warrants	69,224.59	0.00
			<b>-157,790.61</b>
<b>MHD0100</b>	<b>Computer Svcs Reserve</b>	<b>-1,761,384.67</b>	
WARR	Warrants	213,896.82	0.00
			<b>-1,547,487.85</b>
<b>MHF0000</b>	<b>Health Facility Svc Revolving</b>	<b>-1,166,921.35</b>	
RCPT	Receipt	0.00	209,372.00
RXFR	Transfer (Regular)	45,126.09	0.00
SDIS	Distribution (Special Fund)	0.00	200,711.98
SPEC	Special Reversing Entry	203,872.00	0.00
			<b>-1,328,007.24</b>
<b>MHI0101</b>	<b>Health Infor Tech 19-5-1244</b>	<b>-2,073,777.43</b>	
RCPT	Receipt	0.00	49,004.40
RXFR	Transfer (Regular)	14,935.09	0.00
SDIS	Distribution (Special Fund)	0.00	48,244.83
SPEC	Special Reversing Entry	49,004.40	0.00
			<b>-2,107,087.17</b>
<b>MHR0100</b>	<b>AR Home Inspectors Reg</b>	<b>-406,865.69</b>	
RCPT	Receipt	0.00	45,925.00
RXFR	Transfer (Regular)	3,550.12	0.00

### Fund Transaction by Type

Start Date:12/1/17 End Date:12/31/17

Fund	Fund Description	Beginning Balance	Ending Balance
Type	Type Description	Debits	Credits
WARR	Warrants	2,034.77	0.00
			<b>-447,205.80</b>
<b>MHS0100</b>	<b>Highway Safety Special-904 O</b>	<b>-1,029,052.46</b>	
RCPT	Receipt	0.00	89,300.00
RXFR	Transfer (Regular)	0.00	71,759.73
WARR	Warrants	249,890.39	0.00
			<b>-940,221.80</b>
<b>MIF0000</b>	<b>WF Init Act 2015 19-5-1257</b>	<b>-670,996.65</b>	
RXFR	Transfer (Regular)	0.00	670,995.65
WARR	Warrants	1,059,801.71	0.00
			<b>-282,190.59</b>
<b>MJA0000</b>	<b>Crime Information System</b>	<b>-556,104.37</b>	
GDIS	Distribution (General Fund)	0.00	365,168.61
RXFR	Transfer (Regular)	556,104.37	0.00
			<b>-365,168.61</b>
<b>MJA0100</b>	<b>Crime Information System</b>	<b>-3,026,673.60</b>	
COFF	Checks Charged Off	148.82	0.00
RADJ	Receipt Adjustment	0.00	280.00
RCPT	Receipt	0.00	346,202.17
RXFR	Transfer (Regular)	241,111.82	561,416.17
SDIS	Distribution (Special Fund)	0.00	208,297.56
SPEC	Special Reversing Entry	211,617.00	40.00
WARR	Warrants	300,927.39	0.00
			<b>-3,389,104.47</b>
<b>MJB0101</b>	<b>Justice Build Maint (615)</b>	<b>-286,602.93</b>	
RXFR	Transfer (Regular)	0.00	4,524.43
			<b>-291,127.36</b>
<b>MJC0100</b>	<b>Mun Crt Judge Clerk Educ-Op</b>	<b>-66,956.00</b>	
RXFR	Transfer (Regular)	0.00	5,416.67
WARR	Warrants	8,904.66	0.00
			<b>-63,468.01</b>
<b>MJF0100</b>	<b>Judicial Fine Coll Enhance Op</b>	<b>-1,368,684.89</b>	
RCPT	Receipt	0.00	417,657.90
RXFR	Transfer (Regular)	245,092.09	0.00
WARR	Warrants	27,189.35	0.00
			<b>-1,514,061.35</b>
<b>MJU0000</b>	<b>Co Juror Reimburse Act 923/1</b>	<b>-551,526.35</b>	
RXFR	Transfer (Regular)	0.00	46,041.67
WARR	Warrants	21,025.00	0.00
			<b>-576,543.02</b>
<b>MLC0000</b>	<b>County Aid Fund</b>	<b>-11,620,945.84</b>	
4LHC	Four Lane Highway Constructio	0.00	3,658,763.73
AXFR	Advance Transfer	0.00	193,922.64
DXFR	Transfer (Deduction)	0.00	212,336.51
GDIS	Distribution (General Fund)	0.00	1,887,435.10
HDIS	Distribution (Highway Fund)	0.00	6,512,639.35
HSDIS	Highway Severance Distribution	0.00	437,461.73
RXFR	Transfer (Regular)	11,932,152.14	117,283.66
			<b>-12,708,636.42</b>
<b>MLC0100</b>	<b>County Aid Fund-Gen-(074)</b>	<b>-156,765.64</b>	
RXFR	Transfer (Regular)	601,446.80	1,470,112.44

### Fund Transaction by Type

Start Date:12/1/17 End Date:12/31/17

Fund	Fund Description	Beginning Balance		Ending Balance
Type	Type Description	Debits	Credits	
WARR	Warrants	1,025,431.28	0.00	0.00
<b>MLC0200</b>	<b>County Aid Fund-Sp-(074)</b>	<b>-929,783.60</b>		
CTAX	Claims & Taxes	247.20	0.00	
RXFR	Transfer (Regular)	8,912.27	10,915,391.69	
SDIS	Distribution (Special Fund)	0.00	586,551.27	
SPEC	Special Reversing Entry	605,316.07	0.00	
WARR	Warrants	10,413,536.40	0.00	
				<b>-1,403,714.62</b>
<b>MLC0300</b>	<b>County Aid Military Land Sale</b>	<b>-287,585.41</b>		
RCPT	Receipt	0.00	64,892.99	
				<b>-352,478.40</b>
<b>MLM0000</b>	<b>Municipal Aid</b>	<b>-12,279,082.88</b>		
4LHC	Four Lane Highway Constructio	0.00	3,658,763.73	
AXFR	Advance Transfer	0.00	96,961.32	
DXFR	Transfer (Deduction)	0.00	212,336.51	
GDIS	Distribution (General Fund)	0.00	2,755,945.54	
HDIS	Distribution (Highway Fund)	0.00	6,512,639.35	
HSDIS	Highway Severance Distribution	0.00	437,461.72	
RXFR	Transfer (Regular)	12,535,997.02	159,952.82	
				<b>-13,577,146.85</b>
<b>MLM0100</b>	<b>Municipal Aid General Revenu</b>	<b>-223,537.15</b>		
RXFR	Transfer (Regular)	97,546.94	1,939,659.17	
WARR	Warrants	2,060,836.79	0.00	
				<b>-4,812.59</b>
<b>MLM0200</b>	<b>Municipal Aid Highway Reveni</b>	<b>-93,979.36</b>		
CTAX	Claims & Taxes	247.20	0.00	
RXFR	Transfer (Regular)	9,707.97	10,303,191.32	
WARR	Warrants	10,315,332.55	0.00	
				<b>-71,882.96</b>
<b>MLS0100</b>	<b>DOL-Boiler Admin</b>	<b>-548,895.58</b>		
RCPT	Receipt	0.00	60,958.00	
RXFR	Transfer (Regular)	41,102.81	0.00	
SDIS	Distribution (Special Fund)	0.00	60,013.15	
SPEC	Special Reversing Entry	60,958.00	0.00	
WARR	Warrants	12,994.57	0.00	
				<b>-554,811.35</b>
<b>MLS0200</b>	<b>DOL-Elec Bd Oprs</b>	<b>-882,807.79</b>		
COFF	Checks Charged Off	160.00	0.00	
RCPT	Receipt	0.00	37,052.00	
RXFR	Transfer (Regular)	23,866.66	0.00	
SDIS	Distribution (Special Fund)	0.00	36,288.67	
SPEC	Special Reversing Entry	37,020.00	160.00	
WARR	Warrants	9,980.61	0.00	
				<b>-885,281.19</b>
<b>MLS0300</b>	<b>DOL-Other Revenue Receipts</b>	<b>-851,095.06</b>		
RCPT	Receipt	0.00	21,460.00	
SDIS	Distribution (Special Fund)	0.00	19,502.94	
SPEC	Special Reversing Entry	19,810.00	0.00	
				<b>-872,248.00</b>
<b>MMA1608</b>	<b>DIS ASST 1608 HZ ACA 19-5-1</b>	<b>0.00</b>		

### Fund Transaction by Type

Start Date:12/1/17 End Date:12/31/17

Fund	Fund Description	Beginning Balance	Ending Balance	
Type	Type Description	Debits	Credits	
RXFR	Transfer (Regular)	0.00	202.79	
				<b>-202.79</b>
<b>MMA1703</b>	<b>DIS ASST 1703-RA-ACA 19-5-1</b>	<b>-27,393.32</b>		
WARR	Warrants	545.91	0.00	
				<b>-26,847.41</b>
<b>MMA1707</b>	<b>DIS ASST 1707-HZ-ACA 19-5-1</b>	<b>-1,241,128.43</b>		
WARR	Warrants	86,000.00	0.00	
				<b>-1,155,128.43</b>
<b>MMA1710</b>	<b>DIS ASST 1710-RA-ACA-19-5-1</b>	<b>-100,000.00</b>		
WARR	Warrants	39,710.34	0.00	
				<b>-60,289.66</b>
<b>MMA1712</b>	<b>DIS ASST 1712-HZ-ACA 19-5-1</b>	<b>0.00</b>		
RXFR	Transfer (Regular)	0.00	460,450.00	
WARR	Warrants	46,562.69	0.00	
				<b>-413,887.31</b>
<b>MMA1725</b>	<b>DIS ASST 1725-PA-ACA 19-5-1</b>	<b>0.00</b>		
RXFR	Transfer (Regular)	0.00	33,529.80	
				<b>-33,529.80</b>
<b>MMD0100</b>	<b>AOC Trial Ct Adm (0023)</b>	<b>-673,165.57</b>		
RXFR	Transfer (Regular)	504,624.60	630,086.25	
WARR	Warrants	57,779.74	0.00	
				<b>-740,847.48</b>
<b>MMF0000</b>	<b>Merit Adjustment</b>	<b>-11,680,091.90</b>		
GDIS	Distribution (General Fund)	0.00	1,554,077.21	
				<b>-13,234,169.11</b>
<b>MMT0200</b>	<b>Massage Therapy (0645)</b>	<b>-79,460.44</b>		
COFF	Checks Charged Off	180.00	0.00	
RADJ	Receipt Adjustment	0.00	60.00	
RCPT	Receipt	0.00	12,535.00	
RXFR	Transfer (Regular)	1,428.70	0.00	
SDIS	Distribution (Special Fund)	0.00	12,222.57	
SPEC	Special Reversing Entry	12,595.00	180.00	
				<b>-90,254.31</b>
<b>MMV0000</b>	<b>Motor Vehicle Acquisition</b>	<b>-211,938.16</b>		
GDIS	Distribution (General Fund)	0.00	291,389.48	
RXFR	Transfer (Regular)	211,938.16	0.00	
				<b>-291,389.48</b>
<b>MMV0200</b>	<b>Motor Vehicle Acquisition M&amp;I</b>	<b>-231,907.31</b>		
RXFR	Transfer (Regular)	41,034.06	34,983.94	
				<b>-225,857.19</b>
<b>MMV0400</b>	<b>MVAR-M &amp; R</b>	<b>-2,528,199.46</b>		
RXFR	Transfer (Regular)	34,964.00	0.00	
				<b>-2,493,235.46</b>
<b>MMV1F00</b>	<b>MVAR-125 ASU Jonesboro</b>	<b>0.00</b>		
RCPT	Receipt	0.00	26,581.00	
				<b>-26,581.00</b>
<b>MMV1G00</b>	<b>MVAR-130 ATU</b>	<b>-41,460.00</b>		
WARR	Warrants	17,545.00	0.00	
				<b>-23,915.00</b>
<b>MMV1H00</b>	<b>MVAR-135 UAF</b>	<b>-129,370.19</b>		

### Fund Transaction by Type

Start Date:12/1/17 End Date:12/31/17

Fund	Fund Description	Beginning Balance		Ending Balance
Type	Type Description	Debits	Credits	
RCPT	Receipt	0.00	17,254.00	
RXFR	Transfer (Regular)	0.00	461.38	
				<b>-147,085.57</b>
<b>MMV1I00</b>	<b>MVAR-145 UALR</b>	<b>-100.00</b>		
RXFR	Transfer (Regular)	0.00	7,050.12	
				<b>-7,150.12</b>
<b>MMV1Q00</b>	<b>MVAR-185 NACC</b>	<b>0.00</b>		
RXFR	Transfer (Regular)	0.00	34,964.00	
				<b>-34,964.00</b>
<b>MMV1W00</b>	<b>MVAR-128 ASU Mtn Hm</b>	<b>0.00</b>		
RXFR	Transfer (Regular)	0.00	7,050.12	
				<b>-7,050.12</b>
<b>MMV3O00</b>	<b>MVAR Vet Affairs</b>	<b>0.00</b>		
RXFR	Transfer (Regular)	0.00	4,754.93	
				<b>-4,754.93</b>
<b>MMV4B00</b>	<b>Agri Dept (0620)</b>	<b>-111,285.82</b>		
RXFR	Transfer (Regular)	94,308.00	47,154.00	
				<b>-64,131.82</b>
<b>MMV4E00</b>	<b>MVAR Geology</b>	<b>-2,952.25</b>		
RXFR	Transfer (Regular)	13,995.00	11,042.75	
				<b>0.00</b>
<b>MMV4F00</b>	<b>MVAR Insurance</b>	<b>-27,317.99</b>		
RXFR	Transfer (Regular)	0.00	48,850.00	
				<b>-76,167.99</b>
<b>MMV4M00</b>	<b>MVAR Correct</b>	<b>-231,135.00</b>		
RXFR	Transfer (Regular)	17,545.00	0.00	
				<b>-213,590.00</b>
<b>MMV4N00</b>	<b>MVAR Cmty Punishment</b>	<b>-220,744.49</b>		
RXFR	Transfer (Regular)	150,327.00	28,553.15	
				<b>-98,970.64</b>
<b>MMV5G00</b>	<b>MVAR VT Rehab</b>	<b>0.00</b>		
RXFR	Transfer (Regular)	0.00	7,200.00	
				<b>-7,200.00</b>
<b>MMV6G00</b>	<b>MVAR Health</b>	<b>-42,850.27</b>		
RXFR	Transfer (Regular)	0.00	7,780.06	
				<b>-50,630.33</b>
<b>MMV7B00</b>	<b>MVAR DHS</b>	<b>-46,868.97</b>		
RXFR	Transfer (Regular)	35,990.00	53,985.00	
				<b>-64,863.97</b>
<b>MMV9A00</b>	<b>MVAR Dept of Parks &amp; Tourisr</b>	<b>-282,491.01</b>		
RXFR	Transfer (Regular)	0.00	27,794.00	
				<b>-310,285.01</b>
<b>MMV9E00</b>	<b>MVAR Crime Lab</b>	<b>-17,945.00</b>		
RXFR	Transfer (Regular)	17,945.00	0.00	
				<b>0.00</b>
<b>MMV9F00</b>	<b>MVAR State Police</b>	<b>-2,480,479.06</b>		
RXFR	Transfer (Regular)	1,105,102.50	211,938.16	
				<b>-1,587,314.72</b>
<b>MMV9G00</b>	<b>MVAR Military</b>	<b>-44,202.00</b>		
RXFR	Transfer (Regular)	27,805.00	600.00	

### Fund Transaction by Type

Start Date:12/1/17 End Date:12/31/17

Fund	Fund Description	Beginning Balance		Ending Balance
Type	Type Description	Debits	Credits	
				<b>-16,997.00</b>
<b>MNU0000</b>	<b>Umilical Cord Blood 777/09</b>	<b>-280.00</b>		
WARR	Warrants	280.00	0.00	<b>0.00</b>
<b>MPH0000</b>	<b>Property Sales Holding</b>	<b>-920,395.18</b>		
RCPT	Receipt	0.00	226,871.40	
RXFR	Transfer (Regular)	34,983.94	0.00	
WARR	Warrants	4,905.82	0.00	<b>-1,107,376.82</b>
<b>MPH0100</b>	<b>Property Sales Holding</b>	<b>-328,839.40</b>		
RXFR	Transfer (Regular)	45,705.95	0.00	
WARR	Warrants	12,466.06	0.00	<b>-270,667.39</b>
<b>MPH0200</b>	<b>Property Sales Holding</b>	<b>-184,124.07</b>		
RXFR	Transfer (Regular)	34,983.94	35,007.94	<b>-184,148.07</b>
<b>MPL0645</b>	<b>Lead Based Paint Haz (0645)</b>	<b>-307,832.98</b>		
RCPT	Receipt	0.00	1,500.00	
SDIS	Distribution (Special Fund)	0.00	1,476.75	
SPEC	Special Reversing Entry	1,500.00	0.00	<b>-309,309.73</b>
<b>MPT0100</b>	<b>AR Parks &amp; Trsm-Parks Div</b>	<b>-127,811.83</b>		
RXFR	Transfer (Regular)	25,860.50	0.00	
WARR	Warrants	3,140.42	0.00	<b>-98,810.91</b>
<b>MPT0200</b>	<b>AR Parks &amp; Trsm-Outdoor Grn</b>	<b>-5,780,155.63</b>		
RXFR	Transfer (Regular)	2,928.09	221,405.53	
SDIS	Distribution (Special Fund)	0.00	211,704.64	
SPEC	Special Reversing Entry	221,405.53	2,928.09	
WARR	Warrants	207,516.86	0.00	<b>-5,784,343.41</b>
<b>MPW0000</b>	<b>AR Port&amp;Waterway Dev Grant</b>	<b>-387,354.09</b>		
WARR	Warrants	243,750.00	0.00	<b>-143,604.09</b>
<b>MQA0000</b>	<b>Quick Action Closing Act 510/</b>	<b>-64,770,840.15</b>		
RCPT	Receipt	0.00	90,000.00	<b>-64,860,840.15</b>
<b>MRD0000</b>	<b>Rainy Day 19-5-1262</b>	<b>-20,095,530.97</b>		
GDIS	Distribution (General Fund)	0.00	1,542,176.48	
RXFR	Transfer (Regular)	1,000,000.00	0.00	<b>-20,637,707.45</b>
<b>MRF0101</b>	<b>Rural Fire Protection 19-5-101</b>	<b>-476,217.08</b>		
RCPT	Receipt	0.00	53,747.99	
WARR	Warrants	26,554.42	0.00	<b>-503,410.65</b>
<b>MRP0100</b>	<b>DHS-MEDICAID REBATE REV</b>	<b>0.00</b>		
RCPT	Receipt	0.00	11,581,581.16	
RXFR	Transfer (Regular)	11,581,581.16	0.00	<b>0.00</b>
<b>MSH0000</b>	<b>Safe Harbor Exploited Childre</b>	<b>-42,515.74</b>		

### Fund Transaction by Type

Start Date:12/1/17 End Date:12/31/17

Fund	Fund Description	Beginning Balance		Ending Balance
Type	Type Description	Debits	Credits	
RCPT	Receipt	0.00	1,410.00	
				<b>-43,925.74</b>
<b>MSR0100</b>	<b>St Military Sp Revl</b>	<b>-312,014.35</b>		
RXFR	Transfer (Regular)	3,476.11	0.00	
				<b>-308,538.24</b>
<b>MTA0000</b>	<b>Miscellaneous Revolving</b>	<b>-175.00</b>		
RCPT	Receipt	0.00	103,664.59	
RXFR	Transfer (Regular)	103,502.71	393.00	
				<b>-729.88</b>
<b>MTA0201</b>	<b>Misc Revl-Widow/Depnd Chldr</b>	<b>-1,025,998.55</b>		
CTAX	Claims & Taxes	0.00	14,602.30	
RXFR	Transfer (Regular)	0.00	2,208.89	
WARR	Warrants	93,700.24	0.00	
				<b>-949,109.50</b>
<b>MTA0300</b>	<b>DFA-Miscellaneous Revl-Reve</b>	<b>-114,931.23</b>		
CTAX	Claims & Taxes	0.00	2,050.74	
WARR	Warrants	2,103.91	0.00	
				<b>-114,878.06</b>
<b>MTA0301</b>	<b>Sales/Use Tax Refunds (0630)</b>	<b>-13,969,591.71</b>		
RXFR	Transfer (Regular)	19,106.48	9,046,913.93	
WARR	Warrants	12,864,260.42	0.00	
				<b>-10,133,138.74</b>
<b>MTA0302</b>	<b>Motor Fuel Tax Ref (0630)</b>	<b>-40,226.05</b>		
RXFR	Transfer (Regular)	0.00	68,311.48	
WARR	Warrants	10,596.45	0.00	
				<b>-97,941.08</b>
<b>MTA0303</b>	<b>Natl Gas Sev Tax Ref (0630)</b>	<b>-1,002,647.95</b>		
WARR	Warrants	1,763.25	0.00	
				<b>-1,000,884.70</b>
<b>MTA0304</b>	<b>Alcohol Tax Refunds (0630)</b>	<b>-645.71</b>		
RXFR	Transfer (Regular)	0.00	117.00	
WARR	Warrants	117.00	0.00	
				<b>-645.71</b>
<b>MTA0305</b>	<b>Soft Drink Tax Refunds (0630)</b>	<b>-3,876.25</b>		
RXFR	Transfer (Regular)	0.00	6,440.68	
WARR	Warrants	4,360.85	0.00	
				<b>-5,956.08</b>
<b>MTA0306</b>	<b>Cigarette/Tobacco Tax Ref 063</b>	<b>-110.38</b>		
RXFR	Transfer (Regular)	0.00	6,209.30	
WARR	Warrants	1,274.11	0.00	
				<b>-5,045.57</b>
<b>MTA0307</b>	<b>Severance Tax Refunds (0630)</b>	<b>-2,146.50</b>		
RXFR	Transfer (Regular)	0.00	15.39	
				<b>-2,161.89</b>
<b>MTA0308</b>	<b>Amusement Tax Refunds (063</b>	<b>-705.00</b>		
WARR	Warrants	615.00	0.00	
				<b>-90.00</b>
<b>MTA0315</b>	<b>Soybean Assessment Refund</b>	<b>-231.88</b>		
WARR	Warrants	64.69	0.00	
				<b>-167.19</b>



### Fund Transaction by Type

Start Date:12/1/17 End Date:12/31/17

Fund	Fund Description	Beginning Balance	Ending Balance
Type	Type Description	Debits	Credits
<b>MTA0317</b>	<b>Craft Trng Permits Refund 063</b>	<b>0.00</b>	
RXFR	Transfer (Regular)	0.00	423.45
WARR	Warrants	186.84	0.00
			<b>-236.61</b>
<b>MTA0319</b>	<b>WasteTireFeeRefund (0630)</b>	<b>-1,146.21</b>	
RXFR	Transfer (Regular)	0.00	1,418.50
WARR	Warrants	1,868.43	0.00
			<b>-696.28</b>
<b>MTA0322</b>	<b>Misc Revol RET Tx/AdVal (063</b>	<b>-4,900.70</b>	
RXFR	Transfer (Regular)	0.00	7,656.00
WARR	Warrants	7,943.10	0.00
			<b>-4,613.60</b>
<b>MTA0323</b>	<b>Fantasy Game Refunds 19-5-1</b>	<b>-3,358.20</b>	
WARR	Warrants	3,358.20	0.00
			<b>0.00</b>
<b>MTA03DS</b>	<b>Misc Revolv DrvSvcs (0630)</b>	<b>-39,041.04</b>	
RXFR	Transfer (Regular)	146.55	4,454.64
WARR	Warrants	2,081.00	0.00
			<b>-41,268.13</b>
<b>MTA03MV</b>	<b>MiscRevolv MotorVeh (0630)</b>	<b>-653,376.34</b>	
RXFR	Transfer (Regular)	450.22	69,627.91
WARR	Warrants	132,479.16	0.00
			<b>-590,074.87</b>
<b>MTA0401</b>	<b>Misc Revl-Ins Dept-Pub Sch Cl</b>	<b>-436,606.71</b>	
WARR	Warrants	5,226.52	0.00
			<b>-431,380.19</b>
<b>MTA0402</b>	<b>Misc Revl-Ins Dept-Co Claims</b>	<b>-23,229.33</b>	
WARR	Warrants	531.18	0.00
			<b>-22,698.15</b>
<b>MTA0403</b>	<b>Misc Revl-Ins Dept-City Claims</b>	<b>-324,199.85</b>	
WARR	Warrants	1,118.88	0.00
			<b>-323,080.97</b>
<b>MTA0404</b>	<b>Misc Revl-Ins Dept-Overpayme</b>	<b>-1,080,919.90</b>	
CTAX	Claims & Taxes	0.00	60,572.24
WARR	Warrants	5,593.00	0.00
			<b>-1,135,899.14</b>
<b>MTA2100</b>	<b>Misc Revl-St Empl Blkt Bnd Pr</b>	<b>-895.48</b>	
RCPT	Receipt	0.00	9.34
			<b>-904.82</b>
<b>MTA6300</b>	<b>Misc Rev-Corp Fees &amp; Tax Ref</b>	<b>-28,455.03</b>	
CTAX	Claims & Taxes	0.00	29,649.70
WARR	Warrants	19,883.03	0.00
			<b>-38,221.70</b>
<b>MUI0000</b>	<b>Unemploy Ins Adm §19-5-1230</b>	<b>-4,393,538.15</b>	
RCPT	Receipt	0.00	44,240.38
WARR	Warrants	125,051.30	0.00
			<b>-4,312,727.23</b>
<b>MWA0100</b>	<b>Geology Map Resale Revolvin</b>	<b>-44,246.57</b>	
RCPT	Receipt	0.00	351.03
WARR	Warrants	201.97	0.00

### Fund Transaction by Type

Start Date:12/1/17 End Date:12/31/17

Fund	Fund Description	Beginning Balance	Ending Balance	
Type	Type Description	Debits	Credits	
				<b>-44,395.63</b>
<b>MWF0000</b>	<b>COUNTY ROAD CONST &amp; MAI</b>	<b>0.00</b>		
RXFR	Transfer (Regular)	3,836.39	3,836.39	
				<b>0.00</b>
<b>MWH0200</b>	<b>ADEM Federal Surplus 1187/09</b>	<b>-754,907.39</b>		
COFF	Checks Charged Off	65.00	0.00	
RCPT	Receipt	0.00	158,618.05	
RXFR	Transfer (Regular)	51,199.13	0.00	
WARR	Warrants	140,992.11	0.00	
				<b>-721,269.20</b>
<b>MWJ0101</b>	<b>DFA Build Auth Admin (615)</b>	<b>-7,788,707.54</b>		
RCPT	Receipt	0.00	287,246.89	
RXFR	Transfer (Regular)	505,058.20	0.00	
WARR	Warrants	614,573.91	0.00	
				<b>-6,956,322.32</b>
<b>MWJ0201</b>	<b>Justice Bldg Oper (0615)</b>	<b>-36,959.51</b>		
RCPT	Receipt	0.00	40.00	
RXFR	Transfer (Regular)	6,219.31	50,000.00	
WARR	Warrants	27,612.58	0.00	
				<b>-53,167.62</b>
<b>MWJ0301</b>	<b>Critical Maintenance (615)</b>	<b>-6,586,243.83</b>		
RXFR	Transfer (Regular)	0.00	400,000.00	
WARR	Warrants	353,891.64	0.00	
				<b>-6,632,352.19</b>
<b>MWS0000</b>	<b>Workforce Services § 19-5-123</b>	<b>-1,315,305.63</b>		
GDIS	Distribution (General Fund)	0.00	375,391.24	
				<b>-1,690,696.87</b>
<b>MWW0000</b>	<b>Wastwater Licensing</b>	<b>-542,693.36</b>		
COFF	Checks Charged Off	160.00	0.00	
RCPT	Receipt	0.00	1,760.00	
RXFR	Transfer (Regular)	5,145.30	2,653.25	
WARR	Warrants	2,652.98	0.00	
				<b>-539,148.33</b>
<b>NAB0000</b>	<b>DFA-ABC-Admin-Int Treas</b>	<b>-3,437.46</b>		
DXFR	Transfer (Deduction)	0.00	5.11	
RCPT	Receipt	0.00	50.00	
				<b>-3,492.57</b>
<b>NAC0000</b>	<b>Admin Off Of Crts-Interest Tre</b>	<b>-124,523.86</b>		
DXFR	Transfer (Deduction)	0.00	186.35	
				<b>-124,710.21</b>
<b>NAC0200</b>	<b>Adm Office of Courts Treas Int</b>	<b>-216,783.29</b>		
DXFR	Transfer (Deduction)	0.00	322.94	
RCPT	Receipt	0.00	4,700.00	
				<b>-221,806.23</b>
<b>NAC0300</b>	<b>AOC Court Mgmt Prog (0023)</b>	<b>-24,626.05</b>		
DXFR	Transfer (Deduction)	0.00	36.68	
				<b>-24,662.73</b>
<b>NAC0500</b>	<b>Court Automation Project (002)</b>	<b>-10,189.42</b>		
DXFR	Transfer (Deduction)	0.00	15.18	
				<b>-10,204.60</b>

### Fund Transaction by Type

Start Date:12/1/17 End Date:12/31/17

Fund	Fund Description	Beginning Balance		Ending Balance
Type	Type Description	Debits	Credits	
<b>NAC0600</b>	<b>Court Interpreters-Cash-Treas</b>	<b>-2,226.33</b>		
DXFR	Transfer (Deduction)	0.00	3.32	
				<b>-2,229.65</b>
<b>NAC0700</b>	<b>AOC Statewide Software Licer</b>	<b>-0.38</b>		
DXFR	Transfer (Deduction)	0.00	0.09	
RCPT	Receipt	0.00	3,540.00	
WARR	Warrants	2,646.00	0.00	
				<b>-894.47</b>
<b>NAD0000</b>	<b>Agri Cash Operations (0400)</b>	<b>-76,536.60</b>		
DXFR	Transfer (Deduction)	0.00	113.25	
RCPT	Receipt	0.00	37,877.97	
WARR	Warrants	1,803.02	0.00	
				<b>-112,724.80</b>
<b>NAD0100</b>	<b>Agri Cash Oper-Fair Cons Gra</b>	<b>-72,230.03</b>		
DXFR	Transfer (Deduction)	0.00	107.59	
				<b>-72,337.62</b>
<b>NAG2015</b>	<b>Cash Fund for AG FY2015</b>	<b>-36.10</b>		
DXFR	Transfer (Deduction)	0.00	0.05	
				<b>-36.15</b>
<b>NAI0000</b>	<b>Architect/Landscape/Int Desig</b>	<b>-2,124,560.93</b>		
DXFR	Transfer (Deduction)	0.00	3,095.11	
RCPT	Receipt	0.00	38,646.45	
RXFR	Transfer (Regular)	13,526.05	0.00	
WARR	Warrants	21,748.17	0.00	
				<b>-2,131,028.27</b>
<b>NAR0000</b>	<b>Appraiser Lic &amp; Cert Brd Treas</b>	<b>-854,055.81</b>		
COFF	Checks Charged Off	56.25	0.00	
DXFR	Transfer (Deduction)	0.00	1,085.75	
RCPT	Receipt	0.00	77,019.27	
RXFR	Transfer (Regular)	18,915.72	0.00	
WARR	Warrants	8,537.47	0.00	
				<b>-904,651.39</b>
<b>NAT0000</b>	<b>AR St Athletic Trng Brd (0208)</b>	<b>-166,102.24</b>		
DXFR	Transfer (Deduction)	0.00	246.67	
WARR	Warrants	22.17	0.00	
				<b>-166,326.74</b>
<b>NBA0301</b>	<b>Cash in Treasury Asbestos</b>	<b>-2,813,414.89</b>		
DXFR	Transfer (Deduction)	0.00	4,206.16	
WARR	Warrants	10,415.50	0.00	
				<b>-2,807,205.55</b>
<b>NBE0000</b>	<b>Barber Examiners Bd 50/09</b>	<b>-263,588.15</b>		
DXFR	Transfer (Deduction)	0.00	400.92	
RCPT	Receipt	0.00	11,111.00	
RXFR	Transfer (Regular)	14,752.41	0.00	
WARR	Warrants	2,124.83	0.00	
				<b>-258,222.83</b>
<b>NBF0000</b>	<b>Burial Board (0215)</b>	<b>-285,908.91</b>		
DXFR	Transfer (Deduction)	0.00	439.38	
RCPT	Receipt	0.00	10.00	
RXFR	Transfer (Regular)	9,044.09	0.00	
WARR	Warrants	1,668.83	0.00	

### Fund Transaction by Type

Start Date:12/1/17

End Date:12/31/17

Fund	Fund Description	Beginning Balance		Ending Balance
Type	Type Description	Debits	Credits	
				<b>-275,645.37</b>
<b>NBF0100</b>	<b>Burial Board Guaranty (0215)</b>	<b>-98,690.01</b>		
DXFR	Transfer (Deduction)	0.00	147.01	
				<b>-98,837.02</b>
<b>NBP0000</b>	<b>Psychology Bd Operations Cl</b>	<b>-508,504.62</b>		
DXFR	Transfer (Deduction)	0.00	762.77	
RCPT	Receipt	0.00	632.25	
RXFR	Transfer (Regular)	6,138.98	0.00	
WARR	Warrants	1,667.33	0.00	
				<b>-502,093.33</b>
<b>NCA0000</b>	<b>Assessment Coordination (045</b>	<b>-141,796.42</b>		
DXFR	Transfer (Deduction)	0.00	210.12	
RCPT	Receipt	0.00	150.00	
WARR	Warrants	24,257.44	0.00	
				<b>-117,899.10</b>
<b>NCB0000</b>	<b>Cemetery Bd-Interest Treas</b>	<b>-29,569.67</b>		
DXFR	Transfer (Deduction)	0.00	44.05	
RCPT	Receipt	0.00	60.00	
WARR	Warrants	194.88	0.00	
				<b>-29,478.84</b>
<b>NCB0100</b>	<b>CB Insolvent Loan Fund (0218</b>	<b>-117,824.21</b>		
DXFR	Transfer (Deduction)	0.00	175.51	
				<b>-117,999.72</b>
<b>NCC0000</b>	<b>ACC Residents Services (0485</b>	<b>-2,185,185.42</b>		
DXFR	Transfer (Deduction)	0.00	3,317.31	
RCPT	Receipt	0.00	105,312.46	
WARR	Warrants	306,540.57	0.00	
				<b>-1,987,274.62</b>
<b>NCC1600</b>	<b>DCC Cash Administration</b>	<b>-17,818.25</b>		
DXFR	Transfer (Deduction)	0.00	26.54	
				<b>-17,844.79</b>
<b>NCD0001</b>	<b>ACIC-Sys Conf-Int Treas</b>	<b>-197.21</b>		
DXFR	Transfer (Deduction)	0.00	0.29	
				<b>-197.50</b>
<b>NCE0100</b>	<b>Career Ed-LESO (0590)</b>	<b>-336,757.27</b>		
DXFR	Transfer (Deduction)	0.00	502.32	
RCPT	Receipt	0.00	3,043.66	
WARR	Warrants	805.51	0.00	
				<b>-339,497.74</b>
<b>NCG0300</b>	<b>Landslide Rsch (0420)</b>	<b>-115,580.25</b>		
DXFR	Transfer (Deduction)	0.00	175.96	
RXFR	Transfer (Regular)	9,381.29	13,995.00	
WARR	Warrants	464.49	0.00	
				<b>-119,905.43</b>
<b>NCH0000</b>	<b>Chiropractic Exam Brd (0265)</b>	<b>-455,808.84</b>		
DXFR	Transfer (Deduction)	0.00	663.61	
RCPT	Receipt	0.00	54,350.50	
RXFR	Transfer (Regular)	6,505.65	0.00	
WARR	Warrants	2,808.31	0.00	
				<b>-501,508.99</b>

### Fund Transaction by Type

Start Date:12/1/17 End Date:12/31/17

Fund	Fund Description	Beginning Balance		Ending Balance
Type	Type Description	Debits	Credits	
<b>NCS0000</b>	<b>Supreme Court Cash (0032)</b>	<b>-10,357.21</b>		
DXFR	Transfer (Deduction)	0.00	15.43	
				<b>-10,372.64</b>
<b>NDA0000</b>	<b>Alcohol/Drug Abuse (0204)</b>	<b>-21,940.85</b>		
DXFR	Transfer (Deduction)	0.00	22.17	
RCPT	Receipt	0.00	15,500.00	
RXFR	Transfer (Regular)	387.54	0.00	
WARR	Warrants	2,072.71	0.00	
				<b>-35,002.77</b>
<b>NDB0000</b>	<b>Dental Board-Cash in Treas</b>	<b>-1,138,432.12</b>		
DXFR	Transfer (Deduction)	0.00	1,663.72	
RCPT	Receipt	0.00	405,536.17	
RXFR	Transfer (Regular)	16,128.33	0.00	
WARR	Warrants	3,260.31	0.00	
				<b>-1,526,243.37</b>
<b>NDC0100</b>	<b>ADC Inmate Telephone</b>	<b>-3,347,020.74</b>		
DXFR	Transfer (Deduction)	0.00	5,015.40	
RXFR	Transfer (Regular)	312,715.00	161,880.70	
WARR	Warrants	249,219.07	0.00	
				<b>-2,951,982.77</b>
<b>NDC0200</b>	<b>ADC Inmate Welfare</b>	<b>-6,125,074.57</b>		
DXFR	Transfer (Deduction)	0.00	9,812.03	
RCPT	Receipt	0.00	1,064,711.39	
WARR	Warrants	1,119,778.61	0.00	
				<b>-6,079,819.38</b>
<b>NDC0300</b>	<b>ADC Work Release</b>	<b>-8,109,269.63</b>		
DXFR	Transfer (Deduction)	0.00	12,173.10	
RCPT	Receipt	0.00	380,679.08	
RXFR	Transfer (Regular)	0.00	18,538.87	
WARR	Warrants	192,591.75	0.00	
				<b>-8,328,068.93</b>
<b>NDC0400</b>	<b>ADC Fire Station-Cash in Trea</b>	<b>-36,113.56</b>		
DXFR	Transfer (Deduction)	0.00	53.80	
WARR	Warrants	5,084.06	0.00	
				<b>-31,083.30</b>
<b>NDC0500</b>	<b>ADC Paws in Prison</b>	<b>-105,972.27</b>		
DXFR	Transfer (Deduction)	0.00	157.79	
RCPT	Receipt	0.00	477.96	
WARR	Warrants	3,830.54	0.00	
				<b>-102,777.48</b>
<b>NDC0600</b>	<b>Medical Monetary Sanctions F</b>	<b>-1,421,229.82</b>		
DXFR	Transfer (Deduction)	0.00	2,118.42	
WARR	Warrants	3,268.47	0.00	
				<b>-1,420,079.77</b>
<b>NDD0001</b>	<b>Insurance-MM-Interest Treas</b>	<b>-66,038.53</b>		
DXFR	Transfer (Deduction)	0.00	98.45	
WARR	Warrants	37.14	0.00	
				<b>-66,099.84</b>
<b>NDD0002</b>	<b>Insurance-Travel-Interest Trea</b>	<b>-25,840.80</b>		
DXFR	Transfer (Deduction)	0.00	33.48	
RCPT	Receipt	0.00	2,365.30	

### Fund Transaction by Type

Start Date:12/1/17 End Date:12/31/17

Fund	Fund Description	Beginning Balance		Ending Balance
Type	Type Description	Debits	Credits	
WARR	Warrants	563.74	0.00	
				<b>-27,675.84</b>
<b>NDD0003</b>	<b>INS-Criminal Background Che</b>	<b>-9,356.24</b>		
DXFR	Transfer (Deduction)	0.00	13.71	
RADJ	Receipt Adjustment	0.00	1,254.00	
				<b>-10,623.95</b>
<b>NDD0005</b>	<b>REGULATORY CONTACTS (04</b>	<b>-67,144.02</b>		
DXFR	Transfer (Deduction)	0.00	100.02	
				<b>-67,244.04</b>
<b>NDE0000</b>	<b>Energy Efficiency Cash (0790)</b>	<b>0.00</b>		
DXFR	Transfer (Deduction)	0.00	2.28	
				<b>-2.28</b>
<b>NDE0200</b>	<b>Clean Cities Coalition19-5-104</b>	<b>0.00</b>		
DXFR	Transfer (Deduction)	0.00	0.21	
				<b>-0.21</b>
<b>NDE0300</b>	<b>Gaseous Fuels Rebate Prg (07</b>	<b>0.00</b>		
DXFR	Transfer (Deduction)	0.00	1.12	
				<b>-1.12</b>
<b>NDE0400</b>	<b>EnergyPerfContractPrg (0790)</b>	<b>0.00</b>		
DXFR	Transfer (Deduction)	0.00	0.20	
				<b>-0.20</b>
<b>NDE0700</b>	<b>AG-Grant-ArgentaCtr (0790)</b>	<b>-8.81</b>		
DXFR	Transfer (Deduction)	0.00	0.01	
				<b>-8.82</b>
<b>NDE0800</b>	<b>RURAL FIRE DEPT GRANTS ((</b>	<b>-1,227.10</b>		
DXFR	Transfer (Deduction)	0.00	1.83	
				<b>-1,228.93</b>
<b>NDE0900</b>	<b>RURAL SERV CONF CASH FD</b>	<b>-43,695.80</b>		
DXFR	Transfer (Deduction)	0.00	65.09	
RCPT	Receipt	0.00	1,500.00	
				<b>-45,260.89</b>
<b>NDE0901</b>	<b>SMB CONFERENCE(0790)</b>	<b>-16.67</b>		
DXFR	Transfer (Deduction)	0.00	0.02	
RCPT	Receipt	0.00	3,500.00	
				<b>-3,516.69</b>
<b>NDL0000</b>	<b>Dietetics Lic. Brd Oper. Cash</b>	<b>-229,304.06</b>		
DXFR	Transfer (Deduction)	0.00	337.43	
RCPT	Receipt	0.00	2,095.00	
RXFR	Transfer (Regular)	1,782.78	0.00	
WARR	Warrants	1,200.64	0.00	
				<b>-228,753.07</b>
<b>NDP0001</b>	<b>DFA-Gov Conf Family-Int Trea</b>	<b>-520.57</b>		
DXFR	Transfer (Deduction)	0.00	0.78	
				<b>-521.35</b>
<b>NDP0002</b>	<b>DFA-Gas Pipeline-Int Treas</b>	<b>-721,007.43</b>		
DXFR	Transfer (Deduction)	0.00	1,074.01	
				<b>-722,081.44</b>
<b>NDP0003</b>	<b>DFA-Drug Director-Int Treas</b>	<b>-173.14</b>		
DXFR	Transfer (Deduction)	0.00	0.26	
				<b>-173.40</b>

### Fund Transaction by Type

Start Date:12/1/17

End Date:12/31/17

Fund	Fund Description	Beginning Balance	Ending Balance	
Type	Type Description	Debits	Credits	
<b>NDP0007</b>	<b>Albert Pike Area Disaster(0620</b>	<b>-5,594.56</b>		
DXFR	Transfer (Deduction)	0.00	8.33	
				<b>-5,602.89</b>
<b>NDP0008</b>	<b>Trial Court Asst Fnd Supp 062</b>	<b>-88,501.44</b>		
DXFR	Transfer (Deduction)	0.00	131.83	
				<b>-88,633.27</b>
<b>NDP0009</b>	<b>Fire Prevention Comm Gr (062</b>	<b>-5,318.86</b>		
DXFR	Transfer (Deduction)	0.00	7.92	
				<b>-5,326.78</b>
<b>NDP0012</b>	<b>Asbestos Settlement (0620)</b>	<b>-2,650.12</b>		
DXFR	Transfer (Deduction)	0.00	3.95	
				<b>-2,654.07</b>
<b>NDP0013</b>	<b>Disaster Donations</b>	<b>-31.60</b>		
DXFR	Transfer (Deduction)	0.00	0.05	
				<b>-31.65</b>
<b>NDP0014</b>	<b>2014 GovernorTransOut (0620</b>	<b>-20,329.87</b>		
DXFR	Transfer (Deduction)	0.00	30.28	
				<b>-20,360.15</b>
<b>NDP0015</b>	<b>2014 Governor Trans In (0620)</b>	<b>-21,578.62</b>		
DXFR	Transfer (Deduction)	0.00	32.14	
				<b>-21,610.76</b>
<b>NDP0016</b>	<b>DFA ARK MED MARIJUANA A</b>	<b>-529,193.14</b>		
DXFR	Transfer (Deduction)	0.00	788.29	
				<b>-529,981.43</b>
<b>NDR0100</b>	<b>Fish&amp;WildlifeConservGrant 02</b>	<b>-5,386.51</b>		
DXFR	Transfer (Deduction)	0.00	8.02	
RXFR	Transfer (Regular)	0.00	727,129.05	
				<b>-732,523.58</b>
<b>NDR0101</b>	<b>AEDC -RURAL SERV CASH GI</b>	<b>-437,220.62</b>		
DXFR	Transfer (Deduction)	0.00	651.29	
				<b>-437,871.91</b>
<b>NDS0100</b>	<b>Deaf School-Asbestos-Cash-T</b>	<b>-12,960.00</b>		
DXFR	Transfer (Deduction)	0.00	19.31	
				<b>-12,979.31</b>
<b>NDW0001</b>	<b>Labor-Wage/Hour-Int Treas</b>	<b>-141,449.55</b>		
RCPT	Receipt	0.00	5,974.61	
WARR	Warrants	8,336.86	0.00	
				<b>-139,087.30</b>
<b>NDW0002</b>	<b>Labor-Seminar/Conf-Int Treas</b>	<b>-9,268.00</b>		
DXFR	Transfer (Deduction)	0.00	15.12	
WARR	Warrants	1,286.96	0.00	
				<b>-7,996.16</b>
<b>NEC0000</b>	<b>Board Examiners In Counselin</b>	<b>-752,058.02</b>		
DXFR	Transfer (Deduction)	0.00	1,134.13	
RCPT	Receipt	0.00	6,580.00	
RXFR	Transfer (Regular)	15,535.01	0.00	
WARR	Warrants	12,814.30	0.00	
				<b>-731,422.84</b>
<b>NED0001</b>	<b>ADE-AIt</b>	<b>-329,793.24</b>		
DXFR	Transfer (Deduction)	0.00	491.26	

### Fund Transaction by Type

Start Date:12/1/17 End Date:12/31/17

Fund	Fund Description	Beginning Balance	Ending Balance	
Type	Type Description	Debits	Credits	
WARR	Warrants	54,220.57	0.00	-276,063.93
<b>NED0004</b>	<b>ADE-Multiple-Int Treas</b>	<b>-887,704.86</b>		
DXFR	Transfer (Deduction)	0.00	1,349.38	
RXFR	Transfer (Regular)	0.00	4,623.05	
WARR	Warrants	36,206.27	0.00	-857,471.02
<b>NED0006</b>	<b>ADE-Medicaid-Int Treas</b>	<b>-673,724.12</b>		
DXFR	Transfer (Deduction)	0.00	484.99	
RCPT	Receipt	0.00	36,543.50	-710,752.61
<b>NED0010</b>	<b>ADE Treas Cash For Conf Fee:</b>	<b>-651,689.17</b>		
DXFR	Transfer (Deduction)	0.00	952.73	
WARR	Warrants	1,542.84	0.00	-651,099.06
<b>NED0012</b>	<b>AR Medicaid Admin Claims</b>	<b>-260,399.74</b>		
DXFR	Transfer (Deduction)	0.00	487.74	-260,887.48
<b>NED0013</b>	<b>Pro Lic Standards Brd (0500)</b>	<b>-1,870,887.43</b>		
DXFR	Transfer (Deduction)	0.00	2,815.86	
RCPT	Receipt	0.00	58,982.50	
RXFR	Transfer (Regular)	46,860.72	0.00	
WARR	Warrants	11,485.93	0.00	-1,874,339.14
<b>NED0015</b>	<b>Opn Enrollmnt Chrter Sch (0500)</b>	<b>-72,793.46</b>		
DXFR	Transfer (Deduction)	0.00	108.43	-72,901.89
<b>NED0016</b>	<b>LR Deseg Escrow Acct (0500)</b>	<b>-2,050,408.95</b>		
DXFR	Transfer (Deduction)	0.00	3,057.37	
RXFR	Transfer (Regular)	3,158.32	0.00	-2,050,308.00
<b>NED0017</b>	<b>Succ Sch-Cash (0500)</b>	<b>-300,835.96</b>		
DXFR	Transfer (Deduction)	0.00	448.53	
RXFR	Transfer (Regular)	835.96	0.00	-300,448.53
<b>NED0018</b>	<b>Computer Science (0500)</b>	<b>-200,822.60</b>		
DXFR	Transfer (Deduction)	0.00	299.15	-201,121.75
<b>NEF0000</b>	<b>E&amp;FD Board (0233)</b>	<b>-96,032.34</b>		
DXFR	Transfer (Deduction)	0.00	124.84	
RCPT	Receipt	0.00	54,260.00	
RXFR	Transfer (Regular)	8,299.05	0.00	
WARR	Warrants	1,597.98	0.00	-140,520.15
<b>NEM0001</b>	<b>ADEM-Radiological Emrg-Int T</b>	<b>-105,585.91</b>		
DXFR	Transfer (Deduction)	0.00	157.36	
WARR	Warrants	282.77	0.00	-105,460.50
<b>NEM0002</b>	<b>ADEM-Oprs-Int Treas</b>	<b>-183,196.38</b>		
DXFR	Transfer (Deduction)	0.00	272.89	



### Fund Transaction by Type

Start Date:12/1/17 End Date:12/31/17

Fund	Fund Description	Beginning Balance			Ending Balance
Type	Type Description	Debits	Credits		
					<b>-183,469.27</b>
<b>NEM0005</b>	<b>Healthier Arkansas (0995)</b>	<b>-4.70</b>			
DXFR	Transfer (Deduction)	0.00	0.01		
					<b>-4.71</b>
<b>NEM0006</b>	<b>911 Rural Enhance-Cash in Tr</b>	<b>-1,156,463.03</b>			
DXFR	Transfer (Deduction)	0.00	1,793.17		
RXFR	Transfer (Regular)	3,404.15	0.00		
WARR	Warrants	1,769.97	0.00		
					<b>-1,153,082.08</b>
<b>NEM0007</b>	<b>School Panic Button (0995)</b>	<b>-1,070.45</b>			
DXFR	Transfer (Deduction)	0.00	1.59		
					<b>-1,072.04</b>
<b>NEQ0100</b>	<b>Energy Efficien Ark Prog Cash</b>	<b>-799,988.63</b>			
DXFR	Transfer (Deduction)	0.00	1,181.85		
RXFR	Transfer (Regular)	8,101.88	0.00		
WARR	Warrants	1,412.55	0.00		
					<b>-791,656.05</b>
<b>NEQ0200</b>	<b>Clean Cities Coalition19-4-503</b>	<b>-80,231.36</b>			
DXFR	Transfer (Deduction)	0.00	119.25		
					<b>-80,350.61</b>
<b>NEQ0300</b>	<b>Gaseous Fuels Rebate Progra</b>	<b>-431,701.87</b>			
DXFR	Transfer (Deduction)	0.00	641.94		
					<b>-432,343.81</b>
<b>NEQ0400</b>	<b>Energy Perf Contact Program</b>	<b>-75,758.70</b>			
DXFR	Transfer (Deduction)	0.00	112.65		
					<b>-75,871.35</b>
<b>NES0000</b>	<b>PELS Treasury Pay</b>	<b>-741,876.03</b>			
DXFR	Transfer (Deduction)	0.00	981.67		
RCPT	Receipt	0.00	214,980.00		
RXFR	Transfer (Regular)	25,104.94	0.00		
WARR	Warrants	11,914.66	0.00		
					<b>-920,818.10</b>
<b>NET0001</b>	<b>ETV-Oprs-Interest Treas</b>	<b>-116,678.08</b>			
DXFR	Transfer (Deduction)	0.00	1,340.45		
RCPT	Receipt	0.00	16,165.27		
RXFR	Transfer (Regular)	1,321.84	5,267.36		
WARR	Warrants	9,068.85	0.00		
					<b>-129,060.47</b>
<b>NET0002</b>	<b>ETV-Cmty Serv Grnt A-Int Treas</b>	<b>-399,922.12</b>			
DXFR	Transfer (Deduction)	0.00	1,821.81		
RCPT	Receipt	0.00	1,512,398.00		
RXFR	Transfer (Regular)	12,210.87	1,434.09		
WARR	Warrants	148,257.24	0.00		
					<b>-1,755,107.91</b>
<b>NET0003</b>	<b>ETV-ADE Prof Dev (0516)</b>	<b>-2,315,747.39</b>			
DXFR	Transfer (Deduction)	0.00	3,544.58		
RXFR	Transfer (Regular)	85,737.07	30.34		
WARR	Warrants	107,457.00	0.00		
					<b>-2,126,128.24</b>
<b>NFA0003</b>	<b>DFA-Training-Int Treas</b>	<b>-439,217.03</b>			

### Fund Transaction by Type

Start Date:12/1/17

End Date:12/31/17

Fund	Fund Description	Beginning Balance		Ending Balance
Type	Type Description	Debits	Credits	
DXFR	Transfer (Deduction)	0.00	650.38	
RCPT	Receipt	0.00	10,015.00	
WARR	Warrants	35,459.20	0.00	
				<b>-414,423.21</b>
<b>NFA0004</b>	<b>DFA-EBD-Cash Fund</b>	<b>-204,396.38</b>		
DXFR	Transfer (Deduction)	0.00	333.12	
RXFR	Transfer (Regular)	29,945.32	0.00	
WARR	Warrants	4,620.00	0.00	
				<b>-170,164.18</b>
<b>NFA0007</b>	<b>DFA-Vendor Fees-Int Treas</b>	<b>-1,093,592.81</b>		
DXFR	Transfer (Deduction)	0.00	769.64	
RCPT	Receipt	0.00	4,446.56	
WARR	Warrants	46.50	0.00	
				<b>-1,098,762.51</b>
<b>NFA0009</b>	<b>DFA-Boards &amp; Comm. Semina</b>	<b>-6,050.63</b>		
DXFR	Transfer (Deduction)	0.00	9.01	
				<b>-6,059.64</b>
<b>NFA0010</b>	<b>DFA OSP Rebates</b>	<b>-1,461,531.03</b>		
DXFR	Transfer (Deduction)	0.00	2,165.72	
RCPT	Receipt	0.00	25,167.06	
WARR	Warrants	547.48	0.00	
				<b>-1,488,316.33</b>
<b>NFA0011</b>	<b>DFA EBD CMS</b>	<b>-224,558.40</b>		
DXFR	Transfer (Deduction)	0.00	362.34	
RXFR	Transfer (Regular)	30,048.32	0.00	
WARR	Warrants	4,200.00	0.00	
				<b>-190,672.42</b>
<b>NFA0012</b>	<b>IRC Treas Cash Conf Fee (061</b>	<b>-26,663.03</b>		
DXFR	Transfer (Deduction)	0.00	46.14	
RCPT	Receipt	0.00	55.00	
WARR	Warrants	385.66	0.00	
				<b>-26,378.51</b>
<b>NFA0013</b>	<b>ODP-DHS Ext Proc Consult Tr:</b>	<b>-1,337.18</b>		
DXFR	Transfer (Deduction)	0.00	1.99	
				<b>-1,339.17</b>
<b>NFC0100</b>	<b>Agri Dept AFC (0400)</b>	<b>-127.28</b>		
DXFR	Transfer (Deduction)	0.00	0.19	
				<b>-127.47</b>
<b>NGC0000</b>	<b>Geology Comm-Interest Treas</b>	<b>-1,124.59</b>		
DXFR	Transfer (Deduction)	0.00	1.68	
				<b>-1,126.27</b>
<b>NGC0100</b>	<b>AGS Private Grants Cash/Trea</b>	<b>-3,525.39</b>		
DXFR	Transfer (Deduction)	0.00	5.25	
				<b>-3,530.64</b>
<b>NGC0200</b>	<b>Registral Prof Geologist-CIT</b>	<b>-61,587.00</b>		
DXFR	Transfer (Deduction)	0.00	98.12	
RCPT	Receipt	0.00	280.00	
RXFR	Transfer (Regular)	2,534.38	0.00	
WARR	Warrants	449.48	0.00	
				<b>-58,981.26</b>

### Fund Transaction by Type

Start Date:12/1/17 End Date:12/31/17

Fund	Fund Description	Beginning Balance		Ending Balance
Type	Type Description	Debits	Credits	
<b>NGM0000</b>	<b>Governor's Mansion 609/09 S</b>	<b>-49,915.73</b>		
DXFR	Transfer (Deduction)	0.00	84.19	
RCPT	Receipt	0.00	64,362.69	
WARR	Warrants	31,314.38	0.00	
				<b>-83,048.23</b>
<b>NHE0000</b>	<b>SBHE-Interest Treas</b>	<b>-702.12</b>		
DXFR	Transfer (Deduction)	0.00	1.05	
				<b>-703.17</b>
<b>NHE0100</b>	<b>College Goal Sunday (0700)</b>	<b>-506.91</b>		
DXFR	Transfer (Deduction)	0.00	0.76	
				<b>-507.67</b>
<b>NHE0200</b>	<b>Achieving the Dream (0700)</b>	<b>-1,036.29</b>		
DXFR	Transfer (Deduction)	0.00	1.54	
				<b>-1,037.83</b>
<b>NHE0300</b>	<b>Policy Sol-Adult Learners(0700)</b>	<b>-5,199.62</b>		
DXFR	Transfer (Deduction)	0.00	7.78	
				<b>-5,207.40</b>
<b>NHE0400</b>	<b>MahlonMartin Scholarship(0700)</b>	<b>-85,939.26</b>		
DXFR	Transfer (Deduction)	0.00	128.02	
				<b>-86,067.28</b>
<b>NHE0500</b>	<b>Statewide Conf-Higher Ed (0700)</b>	<b>-21,357.44</b>		
DXFR	Transfer (Deduction)	0.00	32.39	
RCPT	Receipt	0.00	1,450.00	
				<b>-22,839.83</b>
<b>NHE0600</b>	<b>ADHE College Access Challen</b>	<b>-291,448.84</b>		
DXFR	Transfer (Deduction)	0.00	434.11	
				<b>-291,882.95</b>
<b>NHE0700</b>	<b>Complete College America (0700)</b>	<b>-102.93</b>		
DXFR	Transfer (Deduction)	0.00	0.15	
				<b>-103.08</b>
<b>NHE0800</b>	<b>ADHE Student Info System (0700)</b>	<b>-250,062.15</b>		
DXFR	Transfer (Deduction)	0.00	372.93	
				<b>-250,435.08</b>
<b>NHS0102</b>	<b>DHS-Vol-Citizens Part-Int Trea</b>	<b>-10,682.51</b>		
DXFR	Transfer (Deduction)	0.00	15.91	
				<b>-10,698.42</b>
<b>NHS0103</b>	<b>DHS-Residents Benefits-Int Tr</b>	<b>-23,390.46</b>		
DXFR	Transfer (Deduction)	0.00	34.90	
RCPT	Receipt	0.00	1,608.58	
WARR	Warrants	221.00	0.00	
				<b>-24,812.94</b>
<b>NHS0105</b>	<b>Vision Exams&amp;GlassesUniscC</b>	<b>0.00</b>		
DXFR	Transfer (Deduction)	0.00	0.61	
				<b>-0.61</b>
<b>NHS0110</b>	<b>DHS-DCCEC-Int Treas</b>	<b>-22,806.93</b>		
DXFR	Transfer (Deduction)	0.00	33.93	
RCPT	Receipt	0.00	529.74	
				<b>-23,370.60</b>
<b>NHS0201</b>	<b>DCO-Commodity Distr-Int Treas</b>	<b>-159,362.59</b>		
DXFR	Transfer (Deduction)	0.00	237.92	

### Fund Transaction by Type

Start Date:12/1/17 End Date:12/31/17

Fund	Fund Description	Beginning Balance	Ending Balance	
Type	Type Description	Debits	Credits	
WARR	Warrants	6,557.23	0.00	
				<b>-153,043.28</b>
<b>NHS0401</b>	<b>Ash-Patients Benefits-Int Trea</b>	<b>-6,698.75</b>		
DXFR	Transfer (Deduction)	0.00	9.80	
RCPT	Receipt	0.00	1,043.60	
				<b>-7,752.15</b>
<b>NHS0403</b>	<b>DHS-St Hosp Canteen-Int Trea</b>	<b>0.00</b>		
DXFR	Transfer (Deduction)	0.00	0.29	
				<b>-0.29</b>
<b>NHS0701</b>	<b>DO-At Risk Youth Grant (0710)</b>	<b>-416.75</b>		
DXFR	Transfer (Deduction)	0.00	0.01	
				<b>-416.76</b>
<b>NLC0000</b>	<b>Contractor's Lic Brd (0224)</b>	<b>-1,575,155.62</b>		
DXFR	Transfer (Deduction)	0.00	2,372.11	
RCPT	Receipt	0.00	21,665.47	
RXFR	Transfer (Regular)	70,509.46	0.00	
WARR	Warrants	15,731.66	0.00	
				<b>-1,512,952.08</b>
<b>NMD0001</b>	<b>Military-Oprs-Int Treas</b>	<b>-1,209,068.92</b>		
DXFR	Transfer (Deduction)	0.00	1,792.48	
RXFR	Transfer (Regular)	300.00	0.00	
WARR	Warrants	22,309.59	0.00	
				<b>-1,188,251.81</b>
<b>NMD0002</b>	<b>Military-Counterdrug-Int Treas</b>	<b>-72,157.38</b>		
DXFR	Transfer (Deduction)	0.00	100.16	
				<b>-72,257.54</b>
<b>NMD0004</b>	<b>Military-Drub Eradication</b>	<b>-7.87</b>		
DXFR	Transfer (Deduction)	0.00	0.01	
				<b>-7.88</b>
<b>NMD0008</b>	<b>MIL TIMBER ACCOUNT</b>	<b>-157,498.80</b>		
DXFR	Transfer (Deduction)	0.00	234.68	
RXFR	Transfer (Regular)	0.00	27,505.00	
WARR	Warrants	27,812.37	0.00	
				<b>-157,426.11</b>
<b>NMD0011</b>	<b>Camp Robinson PublicUse (09</b>	<b>-87,201.12</b>		
DXFR	Transfer (Deduction)	0.00	126.73	
WARR	Warrants	878.20	0.00	
				<b>-86,449.65</b>
<b>NMD0012</b>	<b>Camp Robinson Trafc Crt (097</b>	<b>-9,072.66</b>		
DXFR	Transfer (Deduction)	0.00	14.70	
RCPT	Receipt	0.00	725.50	
				<b>-9,812.86</b>
<b>NMH0000</b>	<b>Minority Hlth Cash/Treasury(0:</b>	<b>-24,375.96</b>		
DXFR	Transfer (Deduction)	0.00	36.31	
				<b>-24,412.27</b>
<b>NMI0000</b>	<b>OMIG-CASH (0035)</b>	<b>-2,775.75</b>		
DXFR	Transfer (Deduction)	0.00	5.35	
RXFR	Transfer (Regular)	4,452.57	6,018.81	
WARR	Warrants	2,120.64	0.00	
				<b>-2,226.70</b>

### Fund Transaction by Type

Start Date:12/1/17

End Date:12/31/17

Fund	Fund Description	Beginning Balance	Ending Balance	
Type	Type Description	Debits	Credits	
<b>NMK0000</b>	<b>MLK-Treasury Cash (0318)</b>	<b>-310.98</b>		
DXFR	Transfer (Deduction)	0.00	0.46	
				<b>-311.44</b>
<b>NMV0000</b>	<b>MV Special Plates State (0630)</b>	<b>-78,881.48</b>		
RXFR	Transfer (Regular)	0.00	65,737.75	
WARR	Warrants	80,631.48	0.00	
				<b>-63,987.75</b>
<b>NMV0001</b>	<b>MVSpecial PlatesNonState (06</b>	<b>-94,120.62</b>		
RXFR	Transfer (Regular)	0.00	69,634.40	
WARR	Warrants	83,247.11	0.00	
				<b>-80,507.91</b>
<b>NMV0002</b>	<b>IRP Refunds (0630)</b>	<b>-3,155,828.51</b>		
DXFR	Transfer (Deduction)	0.00	7,803.30	
RXFR	Transfer (Regular)	4,097,203.51	5,370,290.71	
WARR	Warrants	1,243.84	0.00	
				<b>-4,435,475.17</b>
<b>NMV0004</b>	<b>Prepaid Wireless Col</b>	<b>-969,537.02</b>		
DXFR	Transfer (Deduction)	0.00	1,270.25	
RXFR	Transfer (Regular)	872.82	324,594.18	
WARR	Warrants	536,881.96	0.00	
				<b>-757,646.67</b>
<b>NMV0005</b>	<b>DFA REV-Asbestos-Cash in Tr</b>	<b>-4,152.66</b>		
DXFR	Transfer (Deduction)	0.00	6.19	
				<b>-4,158.85</b>
<b>NNB0000</b>	<b>ASNB Nurse Ed Workshop</b>	<b>-7,955.28</b>		
DXFR	Transfer (Deduction)	0.00	12.09	
WARR	Warrants	51.09	0.00	
				<b>-7,916.28</b>
<b>NNB0100</b>	<b>Bkgrnd Ck-Cash in Treasury02</b>	<b>-26,294.85</b>		
DXFR	Transfer (Deduction)	0.00	43.77	
RCPT	Receipt	0.00	17,885.00	
				<b>-44,223.62</b>
<b>NNB0200</b>	<b>Nursing Scholar Loan 9/09</b>	<b>-114,614.09</b>		
DXFR	Transfer (Deduction)	0.00	171.88	
RCPT	Receipt	0.00	294.00	
				<b>-115,079.97</b>
<b>NNH0110</b>	<b>DAH-DCC Interest (0865)</b>	<b>-6,054.09</b>		
DXFR	Transfer (Deduction)	0.00	3.64	
RCPT	Receipt	0.00	1,139.47	
WARR	Warrants	5,260.78	0.00	
				<b>-1,936.42</b>
<b>NNH0201</b>	<b>DAH AAC Treasury Cash</b>	<b>-22,170.97</b>		
DXFR	Transfer (Deduction)	0.00	44.06	
RCPT	Receipt	0.00	100.00	
				<b>-22,315.03</b>
<b>NNH0202</b>	<b>SallyWilliams Artist Fd (0870)</b>	<b>-21,371.61</b>		
DXFR	Transfer (Deduction)	0.00	33.49	
WARR	Warrants	495.00	0.00	
				<b>-20,910.10</b>
<b>NNH0310</b>	<b>DAH-Old St Hs (0865)</b>	<b>-207,333.42</b>		

### Fund Transaction by Type

Start Date:12/1/17

End Date:12/31/17

Fund	Fund Description	Beginning Balance		Ending Balance
Type	Type Description	Debits	Credits	
DXFR	Transfer (Deduction)	0.00	308.78	
				<b>-207,642.20</b>
<b>NNH0320</b>	<b>Ark Cmtve-Trapnall H (0865)</b>	<b>-60,003.57</b>		
DXFR	Transfer (Deduction)	0.00	89.82	
RCPT	Receipt	0.00	1,250.00	
RXFR	Transfer (Regular)	1,157.52	0.00	
WARR	Warrants	1,291.98	0.00	
				<b>-58,893.89</b>
<b>NNH0340</b>	<b>Ark Cmtve-Gift Shop (0865)</b>	<b>-677.23</b>		
DXFR	Transfer (Deduction)	0.00	3.62	
RCPT	Receipt	0.00	300.00	
WARR	Warrants	963.12	0.00	
				<b>-17.73</b>
<b>NNH0430</b>	<b>DAH-Main Street (0865)</b>	<b>-2,780.10</b>		
DXFR	Transfer (Deduction)	0.00	4.14	
RCPT	Receipt	0.00	7,944.64	
				<b>-10,728.88</b>
<b>NNH0440</b>	<b>DAH-AHPP Cash/Treas (0865)</b>	<b>-268,497.62</b>		
DXFR	Transfer (Deduction)	0.00	398.09	
RCPT	Receipt	0.00	2,930.70	
				<b>-271,826.41</b>
<b>NNH0510</b>	<b>Ntl Hrtg-Stewardship (0865)</b>	<b>-234,951.33</b>		
DXFR	Transfer (Deduction)	0.00	352.99	
WARR	Warrants	194.85	0.00	
				<b>-235,109.47</b>
<b>NNH0530</b>	<b>Ntl Hrtg-Oprs (0865)</b>	<b>-35,480.67</b>		
DXFR	Transfer (Deduction)	0.00	52.85	
RCPT	Receipt	0.00	1,866.36	
				<b>-37,399.88</b>
<b>NNH0610</b>	<b>ATR-Oprs (0865)</b>	<b>-3,197.35</b>		
DXFR	Transfer (Deduction)	0.00	7.13	
RCPT	Receipt	0.00	932.78	
RXFR	Transfer (Regular)	1,000.00	0.00	
				<b>-3,137.26</b>
<b>NNH0620</b>	<b>ATR-Salaries (0865)</b>	<b>-5.10</b>		
DXFR	Transfer (Deduction)	0.00	10.24	
RXFR	Transfer (Regular)	13,603.53	15,000.00	
				<b>-1,411.81</b>
<b>NNH0630</b>	<b>ATR-Oprs (0865)</b>	<b>-6,567.96</b>		
DXFR	Transfer (Deduction)	0.00	4.54	
RCPT	Receipt	0.00	12,258.35	
RXFR	Transfer (Regular)	14,000.00	0.00	
WARR	Warrants	3,792.48	0.00	
				<b>-1,038.37</b>
<b>NNH0701</b>	<b>DAH-CA-Cash in Treas (0865)</b>	<b>-5,575.71</b>		
DXFR	Transfer (Deduction)	0.00	8.31	
				<b>-5,584.02</b>
<b>NNH0710</b>	<b>DAH-St Archives Cash (0865)</b>	<b>-34,847.43</b>		
DXFR	Transfer (Deduction)	0.00	51.87	
RCPT	Receipt	0.00	1,300.00	
WARR	Warrants	2,085.00	0.00	

### Fund Transaction by Type

Start Date:12/1/17 End Date:12/31/17

Fund	Fund Description	Beginning Balance		Ending Balance
Type	Type Description	Debits	Credits	
				<b>-34,114.30</b>
<b>NNH0910</b>	<b>DAH Mos Tmplr Cash (0865)</b>	<b>-58,072.17</b>		
DXFR	Transfer (Deduction)	0.00	84.67	
RCPT	Receipt	0.00	826.25	
WARR	Warrants	864.25	0.00	
				<b>-58,118.84</b>
<b>NPB0000</b>	<b>Pharmacy Ckg-Int Treas</b>	<b>-2,153,420.79</b>		
DXFR	Transfer (Deduction)	0.00	2,953.21	
RCPT	Receipt	0.00	572,813.40	
RXFR	Transfer (Regular)	73,619.91	0.00	
WARR	Warrants	23,436.20	0.00	
				<b>-2,632,131.29</b>
<b>NPB0100</b>	<b>Pharmacy Student 772/09</b>	<b>-2,822.58</b>		
DXFR	Transfer (Deduction)	0.00	4.20	
				<b>-2,826.78</b>
<b>NPB0200</b>	<b>Loans/Scholarships (0283)</b>	<b>-382.78</b>		
DXFR	Transfer (Deduction)	0.00	0.57	
				<b>-383.35</b>
<b>NPC0200</b>	<b>ADHE PVC Cash (0700)</b>	<b>-13,208.77</b>		
DXFR	Transfer (Deduction)	0.00	19.68	
				<b>-13,228.45</b>
<b>NPT0101</b>	<b>PT-Tourism Oprs-Int Treas</b>	<b>-27,228.44</b>		
DXFR	Transfer (Deduction)	0.00	40.64	
WARR	Warrants	1,274.51	0.00	
				<b>-25,994.57</b>
<b>NPT0102</b>	<b>PT-Hall of Fame-Int Treas</b>	<b>-37,758.43</b>		
DXFR	Transfer (Deduction)	0.00	56.25	
				<b>-37,814.68</b>
<b>NPT0104</b>	<b>PT-Sweep-Int Treas</b>	<b>-15,461,790.32</b>		
DXFR	Transfer (Deduction)	0.00	21,876.87	
RADJ	Receipt Adjustment	436.20	436.20	
RCPT	Receipt	0.00	1,356,556.91	
RXFR	Transfer (Regular)	1,011,502.66	21,273.84	
WARR	Warrants	940,236.57	0.00	
				<b>-14,909,758.71</b>
<b>NPT0106</b>	<b>PT Trails for Life Grants</b>	<b>-79,336.46</b>		
DXFR	Transfer (Deduction)	0.00	118.18	
				<b>-79,454.64</b>
<b>NPT0204</b>	<b>War Memorial Cash (0900)</b>	<b>-812,507.35</b>		
DXFR	Transfer (Deduction)	0.00	1,150.01	
RCPT	Receipt	0.00	219,287.46	
RXFR	Transfer (Regular)	23,374.58	0.00	
WARR	Warrants	135,095.31	0.00	
				<b>-874,474.93</b>
<b>NRC0000</b>	<b>RACING LIC APPL (0631)</b>	<b>-722,468.10</b>		
DXFR	Transfer (Deduction)	0.00	1,050.87	
RCPT	Receipt	0.00	2,550.00	
RXFR	Transfer (Regular)	0.00	29,200.00	
WARR	Warrants	4,787.91	0.00	
				<b>-750,481.06</b>

### Fund Transaction by Type

Start Date:12/1/17

End Date:12/31/17

Fund	Fund Description	Beginning Balance		Ending Balance
Type	Type Description	Debits	Credits	
<b>NRE0001</b>	<b>Real Estate-Int Treas</b>	<b>-1,672,841.94</b>		
COFF	Checks Charged Off	110.00	0.00	
DXFR	Transfer (Deduction)	0.00	2,528.12	
RCPT	Receipt	0.00	79,093.75	
RXFR	Transfer (Regular)	53,215.69	0.00	
WARR	Warrants	93,917.12	0.00	
				<b>-1,607,221.00</b>
<b>NRE0002</b>	<b>Real Estate-Ckg-Int Treas</b>	<b>-595,183.83</b>		
COFF	Checks Charged Off	25.00	0.00	
DXFR	Transfer (Deduction)	0.00	884.26	
RCPT	Receipt	0.00	3,039.65	
WARR	Warrants	581.95	0.00	
				<b>-598,500.79</b>
<b>NRF0000</b>	<b>Bd Reg Foresters Op (0239)</b>	<b>-88,145.68</b>		
DXFR	Transfer (Deduction)	0.00	130.73	
RADJ	Receipt Adjustment	40.00	40.00	
RCPT	Receipt	0.00	6,902.90	
RXFR	Transfer (Regular)	710.49	0.00	
WARR	Warrants	336.24	0.00	
				<b>-94,132.58</b>
<b>NRS0001</b>	<b>Rehab-Tech Eqpt-Int Treas</b>	<b>-194,663.87</b>		
DXFR	Transfer (Deduction)	0.00	305.09	
RCPT	Receipt	0.00	38,269.31	
WARR	Warrants	4,748.00	0.00	
				<b>-228,490.27</b>
<b>NRS0002</b>	<b>Rehab-HSRC Oprs-Int Treas</b>	<b>-96,151.95</b>		
DXFR	Transfer (Deduction)	0.00	138.98	
RXFR	Transfer (Regular)	7,200.00	0.00	
WARR	Warrants	200.50	0.00	
				<b>-88,890.43</b>
<b>NSA0000</b>	<b>Brd Examiners Speech-Lang 0</b>	<b>-1,530,224.91</b>		
DXFR	Transfer (Deduction)	0.00	2,283.94	
RCPT	Receipt	0.00	900.00	
RXFR	Transfer (Regular)	4,873.48	0.00	
WARR	Warrants	2,184.48	0.00	
				<b>-1,526,350.89</b>
<b>NSC0001</b>	<b>Spinal Cord-Take Cntrl-Interes</b>	<b>-116,828.50</b>		
DXFR	Transfer (Deduction)	0.00	131.64	
RCPT	Receipt	0.00	730.00	
WARR	Warrants	100.00	0.00	
				<b>-117,590.14</b>
<b>NSF0000</b>	<b>Three Rivers Study - CIT</b>	<b>-243.07</b>		
DXFR	Transfer (Deduction)	0.00	0.36	
				<b>-243.43</b>
<b>NSL0200</b>	<b>State Library Gates Grant</b>	<b>-12,970.52</b>		
DXFR	Transfer (Deduction)	0.00	19.32	
				<b>-12,989.84</b>
<b>NSP0300</b>	<b>Troop K Cont-Cash (0960)</b>	<b>-63.44</b>		
DXFR	Transfer (Deduction)	0.00	0.09	
				<b>-63.53</b>
<b>NSP0400</b>	<b>CHCL Cash Fund (0960)</b>	<b>-3,341.74</b>		



### Fund Transaction by Type

Start Date:12/1/17 End Date:12/31/17

Fund	Fund Description	Beginning Balance		Ending Balance
Type	Type Description	Debits	Credits	
DXFR	Transfer (Deduction)	0.00	5.27	
RXFR	Transfer (Regular)	366.90	0.00	
				<b>-2,980.11</b>
<b>NSP0500</b>	<b>AWIN OPER CASH FUND (096)</b>	<b>-349.02</b>		
DXFR	Transfer (Deduction)	0.00	0.52	
				<b>-349.54</b>
<b>NSP0600</b>	<b>ADFA BOND LOAN FOR CONE</b>	<b>-440,136.96</b>		
DXFR	Transfer (Deduction)	0.00	665.20	
				<b>-440,802.16</b>
<b>NSS0005</b>	<b>Capitol Bldg&amp;Grds Restor (006)</b>	<b>-122,393.82</b>		
DXFR	Transfer (Deduction)	0.00	182.32	
				<b>-122,576.14</b>
<b>NSS0009</b>	<b>SOS - Misc Projects</b>	<b>-23,313.27</b>		
DXFR	Transfer (Deduction)	0.00	34.73	
				<b>-23,348.00</b>
<b>NSS0100</b>	<b>SOS HAVA State Match (0063)</b>	<b>-725.65</b>		
DXFR	Transfer (Deduction)	0.00	1.08	
WARR	Warrants	725.65	0.00	
				<b>-1.08</b>
<b>NST0101</b>	<b>AEDC-S/T WinRock (790)</b>	<b>-37,258.00</b>		
DXFR	Transfer (Deduction)	0.00	55.50	
				<b>-37,313.50</b>
<b>NST0601</b>	<b>AEDC-S/T Seed Cap (790)</b>	<b>-1,362,557.46</b>		
DXFR	Transfer (Deduction)	0.00	2,029.13	
				<b>-1,364,586.59</b>
<b>NST0701</b>	<b>AEDC-SciTech Industr (790)</b>	<b>-239,686.17</b>		
DXFR	Transfer (Deduction)	0.00	365.26	
WARR	Warrants	200.00	0.00	
				<b>-239,851.43</b>
<b>NST0901</b>	<b>AEDC-AR Mfg Ext Ntwk (790)</b>	<b>-1,460,133.05</b>		
DXFR	Transfer (Deduction)	0.00	2,180.80	
RCPT	Receipt	0.00	1,394.53	
RXFR	Transfer (Regular)	23,895.11	0.00	
WARR	Warrants	17,681.42	0.00	
				<b>-1,422,131.85</b>
<b>NST1001</b>	<b>AEDC-SciTech STEM (790)</b>	<b>-75.32</b>		
DXFR	Transfer (Deduction)	0.00	0.11	
				<b>-75.43</b>
<b>NSW0101</b>	<b>Soil &amp; Water-Travel-Interest T</b>	<b>-4,974,550.83</b>		
DXFR	Transfer (Deduction)	0.00	7,361.21	
RCPT	Receipt	0.00	485,717.24	
RXFR	Transfer (Regular)	1,266.33	0.00	
WARR	Warrants	1,226.88	0.00	
				<b>-5,465,136.07</b>
<b>NSW0106</b>	<b>Soil &amp; Water-Dam Permit Fees</b>	<b>-784,945.07</b>		
DXFR	Transfer (Deduction)	0.00	1,175.60	
RCPT	Receipt	0.00	263.96	
RXFR	Transfer (Regular)	5,887.51	0.00	
WARR	Warrants	15,293.14	0.00	
				<b>-765,203.98</b>

### Fund Transaction by Type

Start Date:12/1/17

End Date:12/31/17

Fund	Fund Description	Beginning Balance	Ending Balance
Type	Type Description	Debits	Credits
<b>NSW0107</b>	<b>Soil &amp; Water-Gpm-Interest Tre</b>	<b>-319,490.08</b>	
DXFR	Transfer (Deduction)	0.00	477.75
RCPT	Receipt	0.00	622.69
RXFR	Transfer (Regular)	1,899.09	0.00
WARR	Warrants	11,333.88	0.00
			<b>-307,357.55</b>
<b>NSW0108</b>	<b>Soil &amp; Water-Info-Educ-Int Tre</b>	<b>-827,151.84</b>	
DXFR	Transfer (Deduction)	0.00	1,253.52
RCPT	Receipt	0.00	1,347.31
RXFR	Transfer (Regular)	15,332.50	0.00
WARR	Warrants	22,035.69	0.00
			<b>-792,384.48</b>
<b>NSW0109</b>	<b>Soil &amp; Water-Tax Credits-Int T</b>	<b>-56,968.08</b>	
DXFR	Transfer (Deduction)	0.00	87.29
RCPT	Receipt	0.00	817.98
RXFR	Transfer (Regular)	3,798.15	0.00
WARR	Warrants	420.00	0.00
			<b>-53,655.20</b>
<b>NSW0110</b>	<b>Soil &amp; Water-Wellwtr Oprs-Int</b>	<b>-392,289.87</b>	
DXFR	Transfer (Deduction)	0.00	590.82
RCPT	Receipt	0.00	495.00
RXFR	Transfer (Regular)	6,711.61	0.00
WARR	Warrants	3,095.99	0.00
			<b>-383,568.09</b>
<b>NSW0111</b>	<b>Soil &amp; Water-Admin Fees-Int T</b>	<b>-2,258,992.90</b>	
DXFR	Transfer (Deduction)	0.00	3,379.28
RXFR	Transfer (Regular)	15,901.61	2,700.00
WARR	Warrants	1,726.03	0.00
			<b>-2,247,444.54</b>
<b>NSW0112</b>	<b>Soil &amp; Water-Wtlns Mitig Bk-I</b>	<b>-254,821.36</b>	
DXFR	Transfer (Deduction)	0.00	380.21
WARR	Warrants	6,231.03	0.00
			<b>-248,970.54</b>
<b>NSW0114</b>	<b>Soil/Water Wtlns Rip Tax (45!</b>	<b>-180,655.18</b>	
DXFR	Transfer (Deduction)	0.00	269.10
RCPT	Receipt	0.00	489.56
			<b>-181,413.84</b>
<b>NSW0115</b>	<b>SW-Forestry Grant</b>	<b>-141,033.94</b>	
DXFR	Transfer (Deduction)	0.00	212.15
WARR	Warrants	3,828.00	0.00
			<b>-137,418.09</b>
<b>NSW0116</b>	<b>Soil &amp; Water-Water Plan Comp</b>	<b>-20,645.05</b>	
DXFR	Transfer (Deduction)	0.00	30.84
			<b>-20,675.89</b>
<b>NSW0117</b>	<b>SW-Misc Fees</b>	<b>-15,042.19</b>	
DXFR	Transfer (Deduction)	0.00	22.34
			<b>-15,064.53</b>
<b>NSW0118</b>	<b>Soil &amp; Water-Non Riparian(455</b>	<b>-106,035.08</b>	
DXFR	Transfer (Deduction)	0.00	153.66
RCPT	Receipt	0.00	1,900.00
RXFR	Transfer (Regular)	4,380.87	0.00

### Fund Transaction by Type

Start Date:12/1/17

End Date:12/31/17

Fund	Fund Description	Beginning Balance		Ending Balance
Type	Type Description	Debits	Credits	
WARR	Warrants	657.58	0.00	
				<b>-103,050.29</b>
<b>NSW0123</b>	<b>Nutrient/Poultry Litter</b>	<b>-1,281.12</b>		
DXFR	Transfer (Deduction)	0.00	1.90	
RCPT	Receipt	0.00	90.00	
WARR	Warrants	217.27	0.00	
				<b>-1,155.75</b>
<b>NSW0124</b>	<b>S&amp;W Floodplain Adm(0455)</b>	<b>-31,255.75</b>		
DXFR	Transfer (Deduction)	0.00	46.56	
				<b>-31,302.31</b>
<b>NSW0125</b>	<b>ASWC TSPCA NRCS</b>	<b>-50,874.89</b>		
DXFR	Transfer (Deduction)	0.00	75.78	
RCPT	Receipt	0.00	71,864.51	
WARR	Warrants	71,864.51	0.00	
				<b>-50,950.67</b>
<b>NSW0126</b>	<b>ASWCC Tspca Nracs-0455</b>	<b>-39,838.86</b>		
DXFR	Transfer (Deduction)	0.00	61.05	
RXFR	Transfer (Regular)	1,899.08	0.00	
WARR	Warrants	420.49	0.00	
				<b>-37,580.34</b>
<b>NSW0129</b>	<b>STAG Admin of Set Aside 04</b>	<b>-251,117.67</b>		
DXFR	Transfer (Deduction)	0.00	374.07	
WARR	Warrants	22.75	0.00	
				<b>-251,468.99</b>
<b>NSW0130</b>	<b>USGS PAYMENT INDIRECT (0455)</b>	<b>-61,923.75</b>		
DXFR	Transfer (Deduction)	0.00	92.24	
				<b>-62,015.99</b>
<b>NSW0137</b>	<b>Drinking Water FY09 (0455)</b>	<b>-133,256.69</b>		
DXFR	Transfer (Deduction)	0.00	228.71	
RCPT	Receipt	0.00	175,000.00	
RXFR	Transfer (Regular)	31,096.10	0.00	
WARR	Warrants	8,535.17	0.00	
				<b>-268,854.13</b>
<b>NTC0000</b>	<b>TCB Sale to Minors Enf</b>	<b>-335,030.32</b>		
DXFR	Transfer (Deduction)	0.00	254.75	
RXFR	Transfer (Regular)	48,764.80	0.00	
WARR	Warrants	14,776.38	0.00	
				<b>-271,743.89</b>
<b>NTC0100</b>	<b>ATC Tobacco Forfeiture (0261)</b>	<b>-559,920.71</b>		
DXFR	Transfer (Deduction)	0.00	833.79	
RCPT	Receipt	0.00	9,250.00	
WARR	Warrants	12,894.76	0.00	
				<b>-557,109.74</b>
<b>NTC0200</b>	<b>ATC Law Enforcement Training</b>	<b>-4,023.70</b>		
DXFR	Transfer (Deduction)	0.00	5.99	
				<b>-4,029.69</b>
<b>NTR0000</b>	<b>Towing/Recovery</b>	<b>-861.71</b>		
DXFR	Transfer (Deduction)	0.00	1.28	
				<b>-862.99</b>
<b>NTS0100</b>	<b>ATRS-Asbestos-Cash in Treas</b>	<b>-1,579.68</b>		

### Fund Transaction by Type

Start Date:12/1/17 End Date:12/31/17

Fund	Fund Description	Beginning Balance	Ending Balance
Type	Type Description	Debits	Credits
DXFR	Transfer (Deduction)	0.00	2.35
			<b>-1,582.03</b>
<b>NTT0000</b>	<b>TOWING AND REC BOARD TR</b>	<b>-330,969.69</b>	
DXFR	Transfer (Deduction)	0.00	505.97
RCPT	Receipt	0.00	32,054.67
RXFR	Transfer (Regular)	14,771.75	0.00
WARR	Warrants	7,453.00	0.00
			<b>-341,305.58</b>
<b>NVA0000</b>	<b>DVA Cash in Treasury</b>	<b>-25,200.60</b>	
COFF	Checks Charged Off	267.40	0.00
DXFR	Transfer (Deduction)	0.00	122.06
RCPT	Receipt	0.00	1,159,479.66
RXFR	Transfer (Regular)	847,703.90	554,813.70
WARR	Warrants	457,438.98	0.00
			<b>-434,205.74</b>
<b>NVA0100</b>	<b>LR Veterans Home</b>	<b>-232.35</b>	
DXFR	Transfer (Deduction)	0.00	0.35
RXFR	Transfer (Regular)	554,813.70	554,813.70
			<b>-232.70</b>
<b>NVA0200</b>	<b>Veterans Cemetery § 19-5-107</b>	<b>-605,346.14</b>	
DXFR	Transfer (Deduction)	0.00	1,157.24
RCPT	Receipt	0.00	35,804.00
RXFR	Transfer (Regular)	30,146.54	0.00
WARR	Warrants	23,051.99	0.00
			<b>-589,108.85</b>
<b>NVA0300</b>	<b>Birdeye Cemetery Cash (0385)</b>	<b>-15,232.50</b>	
DXFR	Transfer (Deduction)	0.00	22.65
RCPT	Receipt	0.00	600.00
WARR	Warrants	520.53	0.00
			<b>-15,334.62</b>
<b>NVA0700</b>	<b>VETERANS AFFAIRS-DONATI</b>	<b>-47,443.83</b>	
DXFR	Transfer (Deduction)	0.00	70.67
			<b>-47,514.50</b>
<b>NVA0800</b>	<b>ADVA OFF OF ATT GEN FUND</b>	<b>-42,087.57</b>	
DXFR	Transfer (Deduction)	0.00	62.69
			<b>-42,150.26</b>
<b>NVA0900</b>	<b>ADVA STATE VET HOME AT N</b>	<b>-7,857.98</b>	
DXFR	Transfer (Deduction)	0.00	56.37
RCPT	Receipt	0.00	35,255.43
RXFR	Transfer (Regular)	874,785.96	1,375,954.87
WARR	Warrants	430,162.78	0.00
			<b>-114,175.91</b>
<b>NWC0000</b>	<b>Wrks Comp-Interest Treas</b>	<b>-52,775.93</b>	
DXFR	Transfer (Deduction)	0.00	95.63
WARR	Warrants	1,394.18	0.00
			<b>-51,477.38</b>
<b>NWC0001</b>	<b>Workers Comp-Cash Treas (03</b>	<b>-95.38</b>	
DXFR	Transfer (Deduction)	0.00	0.14
			<b>-95.52</b>
<b>PAB0100</b>	<b>Auctioneers Licensing-Payroll</b>	<b>-38,627.18</b>	
RXFR	Transfer (Regular)	5,423.99	0.00

### Fund Transaction by Type

Start Date:12/1/17 End Date:12/31/17

Fund	Fund Description	Beginning Balance		Ending Balance
Type	Type Description	Debits	Credits	
WARR	Warrants	420.00	0.00	
				<b>-32,783.19</b>
<b>PAG0000</b>	<b>Agri - Paying (0400)</b>	<b>-9,621.46</b>		
RXFR	Transfer (Regular)	152,663.76	215,000.00	
WARR	Warrants	22,957.88	0.00	
				<b>-48,999.82</b>
<b>PAYROLL</b>	<b>Statewide Payroll Paying Acct</b>	<b>-907,665.97</b>		
RCPT	Receipt	0.00	3.43	
RXFR	Transfer (Regular)	85,631.57	114,504,468.11	
WARR	Warrants	114,436,669.52	0.00	
				<b>-889,836.42</b>
<b>PCA0100</b>	<b>Bd Of Collection Agencies-Pay</b>	<b>-10,217.64</b>		
RCPT	Receipt	0.00	40,000.00	
RXFR	Transfer (Regular)	16,959.06	0.00	
WARR	Warrants	1,680.00	0.00	
				<b>-31,578.58</b>
<b>PER0100</b>	<b>Educ Rehab Paying-Fed Admini</b>	<b>-25,308.67</b>		
RXFR	Transfer (Regular)	0.00	92,310.00	
WARR	Warrants	73,680.00	0.00	
				<b>-43,938.67</b>
<b>PER0200</b>	<b>Educ Rehab Paying-Prch Serv</b>	<b>-763,612.35</b>		
RCPT	Receipt	0.00	2,134,774.56	
RXFR	Transfer (Regular)	2,289,674.63	611,159.33	
WARR	Warrants	1,096,838.87	0.00	
				<b>-123,032.74</b>
<b>PER0300</b>	<b>Educ Rehab Paying-Grants</b>	<b>-351,607.25</b>		
COFF	Checks Charged Off	176.12	0.00	
RCPT	Receipt	0.00	7,859.92	
RXFR	Transfer (Regular)	1,082.58	800,000.00	
WARR	Warrants	881,847.10	0.00	
				<b>-276,361.37</b>
<b>PER0500</b>	<b>Educ Rehab Paying-Grants</b>	<b>-3,557.52</b>		
RXFR	Transfer (Regular)	0.00	50,000.00	
WARR	Warrants	8,247.87	0.00	
				<b>-45,309.65</b>
<b>PFA0100</b>	<b>AR Dev Fin Auth Paying Oprs</b>	<b>0.00</b>		
RCPT	Receipt	0.00	273,765.89	
RXFR	Transfer (Regular)	273,765.89	0.00	
				<b>0.00</b>
<b>PGP0000</b>	<b>Optometry Bd-Paying Acct</b>	<b>-15,786.39</b>		
RCPT	Receipt	0.00	8,500.00	
RXFR	Transfer (Regular)	7,586.07	0.00	
WARR	Warrants	840.00	0.00	
				<b>-15,860.32</b>
<b>PHA0000</b>	<b>Hearing Aid Dispensers-Payin</b>	<b>-11,550.33</b>		
RXFR	Transfer (Regular)	847.76	0.00	
				<b>-10,702.57</b>
<b>PHD0000</b>	<b>Health Oper § 19-5-104</b>	<b>-2,080,970.01</b>		
RCPT	Receipt	0.00	7,535,628.54	
RXFR	Transfer (Regular)	9,910,598.92	11,926,426.65	
WARR	Warrants	7,994,804.16	0.00	

### Fund Transaction by Type

Start Date:12/1/17 End Date:12/31/17

Fund	Fund Description	Beginning Balance			Ending Balance
Type	Type Description	Debits	Credits		
					<b>-3,637,622.12</b>
<b>PLA0000</b>	<b>Ark Lottery Payroll (0613)</b>	<b>0.00</b>			
RCPT	Receipt	0.00	341,105.87		
RXFR	Transfer (Regular)	341,105.87	0.00		
					<b>0.00</b>
<b>PMB0100</b>	<b>State Medical Bd Payroll</b>	<b>-59,771.51</b>			
RCPT	Receipt	0.00	500,000.00		
RXFR	Transfer (Regular)	147,979.85	0.00		
WARR	Warrants	18,900.00	0.00		
					<b>-392,891.66</b>
<b>PPA0100</b>	<b>Accounting Board-Payroll</b>	<b>-29,031.07</b>			
RCPT	Receipt	0.00	50,000.00		
RXFR	Transfer (Regular)	44,161.32	0.00		
WARR	Warrants	3,780.00	0.00		
					<b>-31,089.75</b>
<b>PSL0200</b>	<b>ADFA Stud Loans Sal (0395)</b>	<b>0.00</b>			
RCPT	Receipt	0.00	32,676.16		
RXFR	Transfer (Regular)	32,676.16	0.00		
					<b>0.00</b>
<b>PTA4000</b>	<b>Dept Of Human Svcs-Medsvcs</b>	<b>-2,831.28</b>			
RCPT	Receipt	0.00	2,333.86		
RXFR	Transfer (Regular)	4,237.86	1,064.37		
WARR	Warrants	429.83	0.00		
					<b>-1,561.82</b>
<b>PTA4500</b>	<b>Dept Of Human Svcs-Co Oprs-</b>	<b>-206,445.01</b>			
RCPT	Receipt	0.00	126,911.01		
RXFR	Transfer (Regular)	193,013.53	64,655.49		
WARR	Warrants	29,582.68	0.00		
					<b>-175,415.30</b>
<b>PTD8100</b>	<b>Tobacco DD Pay-Prescr Drugs</b>	<b>-50,783.25</b>			
RCPT	Receipt	0.00	11,682.59		
RXFR	Transfer (Regular)	0.00	406,659.03		
WARR	Warrants	421,423.61	0.00		
					<b>-47,701.26</b>
<b>PTD8600</b>	<b>Tobacco DD Pay-Hosp Med Se</b>	<b>-750,018.20</b>			
RCPT	Receipt	0.00	1,437,996.58		
RXFR	Transfer (Regular)	0.00	374,885.55		
WARR	Warrants	1,640,553.15	0.00		
					<b>-922,347.18</b>
<b>PTP0100</b>	<b>Bd of Physical Therapy-Payrol</b>	<b>-25,557.01</b>			
RXFR	Transfer (Regular)	9,366.34	0.00		
					<b>-16,190.67</b>
<b>PVC0100</b>	<b>Crowley's Ridge Payroll Payin</b>	<b>-10,953.73</b>			
RXFR	Transfer (Regular)	1,912.39	0.00		
					<b>-9,041.34</b>
<b>PVN0100</b>	<b>Northwest TI-Payroll Paying</b>	<b>-101,487.55</b>			
RXFR	Transfer (Regular)	74,772.81	0.00		
WARR	Warrants	5,460.00	0.00		
					<b>-21,254.74</b>
<b>PWD7500</b>	<b>Dept Of Human Svcs-Tea Emp</b>	<b>-640,754.00</b>			

### Fund Transaction by Type

Start Date:12/1/17

End Date:12/31/17

Fund	Fund Description	Beginning Balance		Ending Balance
Type	Type Description	Debits	Credits	
RXFR	Transfer (Regular)	0.00	42,881.00	
WARR	Warrants	61,281.00	0.00	
				<b>-622,354.00</b>
<b>PWD7600</b>	<b>DHS-Delay Grnts-AFDC</b>	<b>401,583.90</b>		
RXFR	Transfer (Regular)	0.00	918,187.39	
WARR	Warrants	473,075.21	0.00	
				<b>-43,528.28</b>
<b>PWD7700</b>	<b>DHS-Nrs Hm Vndr Payments</b>	<b>-19,329,066.70</b>		
RCPT	Receipt	0.00	39,864,413.71	
RXFR	Transfer (Regular)	0.00	14,018,913.54	
WARR	Warrants	53,913,904.50	0.00	
				<b>-19,298,489.45</b>
<b>PWD8100</b>	<b>DHS-DrugVenPay-FamPlan</b>	<b>-16,870,095.66</b>		
RCPT	Receipt	0.00	17,133,780.56	
RXFR	Transfer (Regular)	2,810.14	23,518,789.04	
WARR	Warrants	35,516,699.78	0.00	
				<b>-22,003,155.34</b>
<b>PWD8200</b>	<b>DHS-Peer Revw-Phrmcy Audit</b>	<b>-70,262.10</b>		
RCPT	Receipt	0.00	10,141.67	
RXFR	Transfer (Regular)	0.00	10,141.67	
				<b>-90,545.44</b>
<b>PWD8600</b>	<b>DHS-Hosp/Med Vendor</b>	<b>-159,114,977.41</b>		
RCPT	Receipt	0.00	245,786,140.92	
RXFR	Transfer (Regular)	0.00	71,094,087.04	
WARR	Warrants	427,997,366.21	0.00	
				<b>-47,997,839.16</b>
<b>PWD8700</b>	<b>DHS-Med Assist Prg Admin</b>	<b>-3,067,634.34</b>		
RCPT	Receipt	0.00	551,060.68	
RXFR	Transfer (Regular)	0.00	526,784.57	
WARR	Warrants	1,363,039.14	0.00	
				<b>-2,782,440.45</b>
<b>PWD8900</b>	<b>DHS-Med Assist Prg Peer Rev</b>	<b>-12,568,922.99</b>		
RCPT	Receipt	0.00	16,601,875.58	
RXFR	Transfer (Regular)	0.00	6,935,441.39	
WARR	Warrants	31,312,631.91	0.00	
				<b>-4,793,608.05</b>
<b>PWD9400</b>	<b>DHS-Lng Trm Care Prof Contr:</b>	<b>-612,865.34</b>		
RCPT	Receipt	0.00	166,266.90	
RXFR	Transfer (Regular)	0.00	77,160.01	
WARR	Warrants	251,940.68	0.00	
				<b>-604,351.57</b>
<b>PWD9600</b>	<b>DHS ARKIDS B Prg</b>	<b>-9,342,333.06</b>		
RCPT	Receipt	0.00	6,612,476.00	
RXFR	Transfer (Regular)	0.00	292,060.13	
WARR	Warrants	6,174,482.91	0.00	
				<b>-10,072,386.28</b>
<b>PWE1400</b>	<b>DHS-SSvs Blk Grnt-Title XX</b>	<b>-49,013.90</b>		
RCPT	Receipt	0.00	24,557.50	
RXFR	Transfer (Regular)	24,557.50	0.00	
				<b>-49,013.90</b>
<b>PWE1500</b>	<b>DHS-Older Wrkr Prgm</b>	<b>-4,873.50</b>		

### Fund Transaction by Type

Start Date:12/1/17

End Date:12/31/17

Fund	Fund Description	Beginning Balance		Ending Balance
Type	Type Description	Debits	Credits	
RXFR	Transfer (Regular)	0.00	36,761.80	
WARR	Warrants	41,635.30	0.00	
				<b>0.00</b>
<b>PWE2000</b>	<b>DHS-Aging Proj Grant Paymer</b>	<b>-170,981.30</b>		
RCPT	Receipt	0.00	593,208.68	
RXFR	Transfer (Regular)	0.00	7,653.27	
WARR	Warrants	559,671.97	0.00	
				<b>-212,171.28</b>
<b>PWE2300</b>	<b>DHS Sr Citizens Centers</b>	<b>0.00</b>		
RXFR	Transfer (Regular)	0.00	305,153.91	
WARR	Warrants	305,153.91	0.00	
				<b>0.00</b>
<b>PWE4700</b>	<b>DHS-Aging-Nrsing Hm Care Al</b>	<b>-15,561.33</b>		
RXFR	Transfer (Regular)	0.00	491,584.96	
WARR	Warrants	301,687.96	0.00	
				<b>-205,458.33</b>
<b>PWE5200</b>	<b>DHS-Aging-Nutrition Prgm</b>	<b>-340,230.02</b>		
RCPT	Receipt	0.00	329,205.50	
RXFR	Transfer (Regular)	0.00	7,443.15	
WARR	Warrants	271,864.50	0.00	
				<b>-405,014.17</b>
<b>PWE5300</b>	<b>Mental Hlth Grants (0710)</b>	<b>-314,332.82</b>		
RCPT	Receipt	0.00	768,838.16	
WARR	Warrants	654,941.54	0.00	
				<b>-428,229.44</b>
<b>PWE6000</b>	<b>DHS DBS Purchase of Service</b>	<b>-601,515.44</b>		
RCPT	Receipt	0.00	201,972.31	
RXFR	Transfer (Regular)	0.00	84,765.17	
WARR	Warrants	286,544.35	0.00	
				<b>-601,708.57</b>
<b>PWE7500</b>	<b>DHS-Grant Awards Vol</b>	<b>-33,516.75</b>		
RCPT	Receipt	0.00	238,817.05	
WARR	Warrants	101,810.38	0.00	
				<b>-170,523.42</b>
<b>PWE7900</b>	<b>DHS-Infant Infirmary Nrsng Hn</b>	<b>-2,251,730.78</b>		
RCPT	Receipt	0.00	1,523,443.76	
RXFR	Transfer (Regular)	0.00	519,115.69	
WARR	Warrants	2,055,980.42	0.00	
				<b>-2,238,309.81</b>
<b>PWE8000</b>	<b>DHS Public Nursing Home Car</b>	<b>-9,758,426.02</b>		
RCPT	Receipt	0.00	15,118,428.18	
RXFR	Transfer (Regular)	0.00	2,344,948.81	
WARR	Warrants	8,893,238.82	0.00	
				<b>-18,328,564.19</b>
<b>PWE9000</b>	<b>DHS Family Preservation</b>	<b>-332,577.64</b>		
RCPT	Receipt	0.00	282,380.20	
RXFR	Transfer (Regular)	0.00	65,700.33	
WARR	Warrants	311,596.63	0.00	
				<b>-369,061.54</b>
<b>PWE9100</b>	<b>DHS DCF IV E Foster Care</b>	<b>-1,165,498.01</b>		
COFF	Checks Charged Off	772.36	0.00	



### Fund Transaction by Type

Start Date:12/1/17 End Date:12/31/17

Fund	Fund Description	Beginning Balance		Ending Balance
Type	Type Description	Debits	Credits	
RCPT	Receipt	0.00	3,358,571.23	
RXFR	Transfer (Regular)	79.84	1,101,588.89	
WARR	Warrants	4,984,778.93	0.00	
				<b>-640,027.00</b>
<b>PWE9300</b>	<b>DHS DCF Child Care Cost</b>	<b>-1,982,764.33</b>		
RCPT	Receipt	0.00	1,798,378.53	
RXFR	Transfer (Regular)	0.00	273,986.91	
WARR	Warrants	2,036,891.74	0.00	
				<b>-2,018,238.03</b>
<b>PWE9400</b>	<b>DHS Food Stamps</b>	<b>-23,230.96</b>		
RCPT	Receipt	0.00	53,384.90	
RXFR	Transfer (Regular)	0.00	466.67	
WARR	Warrants	53,914.48	0.00	
				<b>-23,168.05</b>
<b>PWE9700</b>	<b>DHS-Comm Dev Blk Grants-(7'</b>	<b>-105,409.92</b>		
RCPT	Receipt	0.00	701,204.84	
WARR	Warrants	621,390.89	0.00	
				<b>-185,223.87</b>
<b>PWP0100</b>	<b>Dept of Human Svcs-DDS St O</b>	<b>-43,761.08</b>		
RCPT	Receipt	0.00	277,225.46	
WARR	Warrants	306,488.30	0.00	
				<b>-14,498.24</b>
<b>PWP0400</b>	<b>DHS-DDS-Early Intervention</b>	<b>-409.00</b>		
RXFR	Transfer (Regular)	0.00	2,718.60	
WARR	Warrants	2,718.60	0.00	
				<b>-409.00</b>
<b>PWP1000</b>	<b>Dept Of Human Svcs-Dir Off A</b>	<b>-289,405.89</b>		
RCPT	Receipt	0.00	48,046.75	
RXFR	Transfer (Regular)	75,338.85	5,000.07	
WARR	Warrants	9,167.55	0.00	
				<b>-257,946.31</b>
<b>PWP1200</b>	<b>DHS-Office CLO (0710)</b>	<b>-4,537.88</b>		
RCPT	Receipt	0.00	19,267.84	
RXFR	Transfer (Regular)	26,265.24	12,391.79	
WARR	Warrants	3,480.26	0.00	
				<b>-6,452.01</b>
<b>PWP1300</b>	<b>DHS OFFICE SEC/COMP ADM</b>	<b>822.21</b>		
RCPT	Receipt	0.00	7,633.22	
RXFR	Transfer (Regular)	19,006.45	35,443.30	
WARR	Warrants	21,076.35	0.00	
				<b>-2,171.51</b>
<b>PWP1500</b>	<b>Dept Of Human Svcs-Chief Coi</b>	<b>-52,543.94</b>		
RCPT	Receipt	0.00	942,904.30	
RXFR	Transfer (Regular)	773,894.05	256,610.49	
WARR	Warrants	158,604.29	0.00	
				<b>-319,560.39</b>
<b>PWP2000</b>	<b>Dept of Human Svcs-Aging Ad</b>	<b>-2,687,170.53</b>		
RCPT	Receipt	0.00	2,139,321.50	
RXFR	Transfer (Regular)	1,185,154.27	310,399.35	
WARR	Warrants	307,241.41	0.00	
				<b>-3,644,495.70</b>

### Fund Transaction by Type

Start Date:12/1/17 End Date:12/31/17

Fund	Fund Description	Beginning Balance		Ending Balance
Type	Type Description	Debits	Credits	
<b>PWP2500</b>	<b>Dept of Human Svcs-DCFS Ad</b>	<b>-1,770,225.40</b>		
COFF	Checks Charged Off	70.00	0.00	
RADJ	Receipt Adjustment	514.31	514.31	
RCPT	Receipt	0.00	1,571,891.70	
RXFR	Transfer (Regular)	4,149,677.86	3,025,932.03	
WARR	Warrants	1,681,093.75	0.00	
				<b>-537,207.52</b>
<b>PWP2600</b>	<b>Child Abuse Prev Bd (0710)</b>	<b>-14.35</b>		
RCPT	Receipt	0.00	33,861.58	
WARR	Warrants	34,043.99	0.00	
				<b>168.06</b>
<b>PWP3000</b>	<b>Dept of Human Svcs-DCCECE</b>	<b>-3,167,290.95</b>		
RCPT	Receipt	0.00	1,722,197.38	
RXFR	Transfer (Regular)	720,121.17	108,748.29	
WARR	Warrants	876,859.95	0.00	
				<b>-3,401,255.50</b>
<b>PWP3500</b>	<b>Dept Of Human Svcs-Mntl Hlth</b>	<b>-1,711,326.21</b>		
RCPT	Receipt	0.00	2,483,029.34	
RXFR	Transfer (Regular)	4,450,113.85	4,435,485.76	
WARR	Warrants	2,486,037.41	0.00	
				<b>-1,693,690.05</b>
<b>PWP4000</b>	<b>Dept Of Human Svcs-Medsvcs</b>	<b>-17,165,539.53</b>		
RCPT	Receipt	0.00	1,890,124.39	
RXFR	Transfer (Regular)	1,415,888.78	569,053.85	
WARR	Warrants	382,629.04	0.00	
				<b>-17,826,199.95</b>
<b>PWP4500</b>	<b>Dept Of Human Svcs-Co Oprs-</b>	<b>-721,974.15</b>		
RCPT	Receipt	0.00	4,090,100.88	
RXFR	Transfer (Regular)	5,778,876.23	7,255,456.31	
WARR	Warrants	2,866,311.27	0.00	
				<b>-3,422,343.84</b>
<b>PWP5000</b>	<b>Dept Of Human Svcs-Admin Sr</b>	<b>-2,963,894.56</b>		
RCPT	Receipt	0.00	650,113.32	
RXFR	Transfer (Regular)	912,380.02	97,317.39	
WARR	Warrants	148,005.46	0.00	
				<b>-2,650,939.79</b>
<b>PWP5100</b>	<b>DHS-Office CPO (0710)</b>	<b>-63,609.90</b>		
RCPT	Receipt	0.00	178,232.32	
RXFR	Transfer (Regular)	300,335.50	172,091.17	
WARR	Warrants	49,532.87	0.00	
				<b>-64,065.02</b>
<b>PWP5200</b>	<b>DHS-Office CIO (0710)</b>	<b>-716,593.90</b>		
RCPT	Receipt	0.00	544,621.93	
RXFR	Transfer (Regular)	363,027.11	971,557.64	
WARR	Warrants	1,560,739.09	0.00	
				<b>-309,007.27</b>
<b>PWP5300</b>	<b>DHS-Office HR (0710)</b>	<b>-58,031.20</b>		
RCPT	Receipt	0.00	150,085.56	
RXFR	Transfer (Regular)	244,182.16	150,504.04	
WARR	Warrants	71,281.29	0.00	
				<b>-43,157.35</b>

### Fund Transaction by Type

Start Date:12/1/17 End Date:12/31/17

Fund	Fund Description	Beginning Balance		Ending Balance
Type	Type Description	Debits	Credits	
<b>PWP5500</b>	<b>Dept of Human Svcs-DDS Adm</b>	<b>-9,231,548.23</b>		
RCPT	Receipt	0.00	8,738,439.13	
RXFR	Transfer (Regular)	7,389,512.98	4,085,437.26	
WARR	Warrants	3,111,621.88	0.00	
				<b>-11,554,289.76</b>
<b>PWP6500</b>	<b>Dept Of Human Svcs-Blind Srv</b>	<b>-462,290.99</b>		
RCPT	Receipt	0.00	187,495.71	
RXFR	Transfer (Regular)	251,792.27	133,617.50	
WARR	Warrants	85,016.45	0.00	
				<b>-446,595.48</b>
<b>PWP7500</b>	<b>Dept of Human Svcs-Vol Admi</b>	<b>-283,328.65</b>		
RCPT	Receipt	0.00	293,083.09	
RXFR	Transfer (Regular)	112,619.94	35,316.19	
WARR	Warrants	45,456.53	0.00	
				<b>-453,651.46</b>
<b>PWP8000</b>	<b>Dept Of Human Svcs-Yth Srv P</b>	<b>-377,435.60</b>		
RCPT	Receipt	0.00	45,693.17	
RXFR	Transfer (Regular)	993,092.60	1,236,710.60	
WARR	Warrants	300,549.17	0.00	
				<b>-366,197.60</b>
<b>PWS0000</b>	<b>Temp Emp Asst Svc § 19-5-10</b>	<b>-1,115,825.47</b>		
RCPT	Receipt	0.00	2,624,302.69	
RXFR	Transfer (Regular)	3,388,866.66	0.00	
WARR	Warrants	136,763.57	0.00	
				<b>-214,497.93</b>
<b>PWS0100</b>	<b>DWS TANF Contingency (0810)</b>	<b>0.00</b>		
RCPT	Receipt	0.00	185,746.40	
WARR	Warrants	99,668.80	0.00	
				<b>-86,077.60</b>
<b>PWS0300</b>	<b>New Hire Registry (0810)</b>	<b>-40,072.00</b>		
WARR	Warrants	446.64	0.00	
				<b>-39,625.36</b>
<b>RRA0000</b>	<b>State Hwy &amp; Transportation</b>	<b>-358,115,607.11</b>		
COFF	Checks Charged Off	829.31	0.00	
CTAX	Claims & Taxes	1,190.52	0.00	
DXFR	Transfer (Deduction)	0.00	367,475.92	
HDIS	Distribution (Highway Fund)	0.00	30,392,316.97	
HSDIS	Highway Severance Distribution	0.00	2,041,488.06	
RADJ	Receipt Adjustment	48,181.58	0.00	
RCPT	Receipt	0.00	126,485,496.71	
RXFR	Transfer (Regular)	42,849,458.11	49,245,159.95	
SDIS	Distribution (Special Fund)	0.00	1,132,753.71	
SPEC	Special Reversing Entry	91,807,388.96	42,894,763.18	
WARR	Warrants	132,256,006.15	0.00	
				<b>-343,712,006.98</b>
<b>RRA0100</b>	<b>Intermodal Grants (0090)</b>	<b>-525,000.00</b>		
WARR	Warrants	450,000.00	0.00	
				<b>-75,000.00</b>
<b>RRA4LHC</b>	<b>4 Lane Highway Construction</b>	<b>-628,026,962.40</b>		
4LHC	Four Lane Highway Constructio	0.00	17,074,230.75	
DXFR	Transfer (Deduction)	0.00	623,427.78	

### Fund Transaction by Type

Start Date:12/1/17

End Date:12/31/17

Fund	Fund Description	Beginning Balance		Ending Balance
Type	Type Description	Debits	Credits	
RCPT	Receipt	0.00	22,021,073.98	
RXFR	Transfer (Regular)	21,055,263.29	44,994,571.26	
SPEC	Special Reversing Entry	44,994,571.26	20,602,813.05	
WARR	Warrants	24,462,636.14	0.00	
				<b>-642,830,608.53</b>
<b>RRB0000</b>	<b>State Aid Road</b>	<b>-15,652,423.80</b>		
RCPT	Receipt	0.00	33,116.68	
RXFR	Transfer (Regular)	362,922.63	1,756,265.69	
SDIS	Distribution (Special Fund)	0.00	1,660,784.03	
SPEC	Special Reversing Entry	1,756,265.69	42,350.28	
WARR	Warrants	2,792,018.93	0.00	
				<b>-14,233,733.23</b>
<b>RRC0000</b>	<b>State Aid Street (0090)</b>	<b>-13,125,976.74</b>		
RCPT	Receipt	0.00	158,159.88	
RXFR	Transfer (Regular)	156,242.65	1,772,739.02	
SDIS	Distribution (Special Fund)	0.00	1,660,784.03	
SPEC	Special Reversing Entry	1,756,265.69	42,350.28	
WARR	Warrants	1,995,582.53	0.00	
				<b>-12,851,919.08</b>
<b>SAB0100</b>	<b>AR Motor Vehicle Comm-Oprs</b>	<b>-2,516,106.94</b>		
RCPT	Receipt	0.00	76,385.00	
RXFR	Transfer (Regular)	20,052.21	0.00	
SDIS	Distribution (Special Fund)	0.00	75,176.42	
SPEC	Special Reversing Entry	76,360.00	0.00	
WARR	Warrants	3,871.51	0.00	
				<b>-2,567,384.64</b>
<b>SAC0000</b>	<b>Asbestos Control</b>	<b>-1,370,024.45</b>		
RCPT	Receipt	0.00	22,685.00	
RXFR	Transfer (Regular)	18,025.55	0.00	
SDIS	Distribution (Special Fund)	0.00	22,333.38	
SPEC	Special Reversing Entry	22,685.00	0.00	
WARR	Warrants	2,902.41	0.00	
				<b>-1,371,429.87</b>
<b>SAD0100</b>	<b>Public Serv Util Safe-Pipeline</b>	<b>-1,156,358.55</b>		
RXFR	Transfer (Regular)	60,928.75	0.00	
WARR	Warrants	7,410.25	0.00	
				<b>-1,088,019.55</b>
<b>SAE0200</b>	<b>AR Econ Dev-3.9% Rebate</b>	<b>-420,863.00</b>		
LCRT	General Letter of Cert	0.00	3,199,820.00	
WARR	Warrants	420,863.00	0.00	
				<b>-3,199,820.00</b>
<b>SAH0200</b>	<b>Oil Museum-Oil/Brine</b>	<b>-51,757.46</b>		
RXFR	Transfer (Regular)	851.07	7,740.45	
SDIS	Distribution (Special Fund)	0.00	7,500.50	
SPEC	Special Reversing Entry	7,740.45	0.00	
WARR	Warrants	420.00	0.00	
				<b>-57,986.89</b>
<b>SAT0000</b>	<b>Special Addl Taxes (0630)</b>	<b>-272,403.09</b>		
RXFR	Transfer (Regular)	2,915,369.90	2,952,519.86	
				<b>-309,553.05</b>
<b>SAW0000</b>	<b>Abadoned/Orphaned Well Plug</b>	<b>-2,899,002.39</b>		

### Fund Transaction by Type

Start Date:12/1/17 End Date:12/31/17

Fund	Fund Description	Beginning Balance	Ending Balance
Type	Type Description	Debits	Credits
WARR	Warrants	3,252.66	0.00
			<b>-2,895,749.73</b>
<b>SBA0100</b>	<b>Keep AR Beautiful-Oprs</b>	<b>-540,598.05</b>	
RCPT	Receipt	0.00	1,957.81
RXFR	Transfer (Regular)	39,256.37	64,730.41
WARR	Warrants	25,809.10	0.00
			<b>-542,220.80</b>
<b>SBB0100</b>	<b>Soybean Board-Operations</b>	<b>-5,682,344.38</b>	
RCPT	Receipt	0.00	837,389.74
RXFR	Transfer (Regular)	1,705,382.26	2,026,349.55
SDIS	Distribution (Special Fund)	0.00	1,063,962.10
SPEC	Special Reversing Entry	2,803,382.36	1,705,382.26
WARR	Warrants	88,375.27	0.00
			<b>-6,718,288.14</b>
<b>SBC0100</b>	<b>AR Beef Council</b>	<b>-169,478.30</b>	
RCPT	Receipt	0.00	85,605.40
RXFR	Transfer (Regular)	185,499.79	199,596.18
SDIS	Distribution (Special Fund)	0.00	44,946.97
SPEC	Special Reversing Entry	67,834.40	21,449.50
WARR	Warrants	99,563.14	0.00
			<b>-168,179.02</b>
<b>SBN0100</b>	<b>Ar St Bd of Nursing-Oprs</b>	<b>-3,684,226.54</b>	
RCPT	Receipt	0.00	443,475.07
RXFR	Transfer (Regular)	137,923.17	0.00
SDIS	Distribution (Special Fund)	0.00	415,588.59
SPEC	Special Reversing Entry	422,131.63	0.00
WARR	Warrants	59,357.43	0.00
			<b>-3,923,877.97</b>
<b>SBS0000</b>	<b>Boating Safety(080)</b>	<b>0.00</b>	
RXFR	Transfer (Regular)	34,771.07	35,417.03
SDIS	Distribution (Special Fund)	0.00	20,191.62
SPEC	Special Reversing Entry	20,837.58	0.00
			<b>0.00</b>
<b>SCB0100</b>	<b>AR Catfish Promotion</b>	<b>-96,776.97</b>	
RCPT	Receipt	0.00	596.64
SDIS	Distribution (Special Fund)	0.00	578.14
SPEC	Special Reversing Entry	596.64	0.00
			<b>-97,355.11</b>
<b>SCC0100</b>	<b>County-Circuit Clerk Cont Ed</b>	<b>-138,778.63</b>	
WARR	Warrants	1,143.22	0.00
			<b>-137,635.41</b>
<b>SCE0000</b>	<b>St Crime Lab Equip-Special</b>	<b>-882,532.22</b>	
RCPT	Receipt	0.00	44,412.76
SDIS	Distribution (Special Fund)	0.00	43,035.96
SPEC	Special Reversing Entry	44,412.76	0.00
			<b>-925,568.18</b>
<b>SCE0100</b>	<b>St Crime Lab Equip-Sp Rev</b>	<b>-205,904.60</b>	
RXFR	Transfer (Regular)	0.00	17,945.00
WARR	Warrants	48,638.14	0.00
			<b>-175,211.46</b>
<b>SCF0000</b>	<b>County Corners Con ED 19-6-1</b>	<b>-122,035.15</b>	

### Fund Transaction by Type

Start Date:12/1/17 End Date:12/31/17

Fund	Fund Description	Beginning Balance	Ending Balance
Type	Type Description	Debits	Credits
WARR	Warrants	2,498.53	0.00
			<b>-119,536.62</b>
<b>SCP0000</b>	<b>AR Child Passenger Protection</b>	<b>-109,529.62</b>	
RCPT	Receipt	0.00	9,713.12
SDIS	Distribution (Special Fund)	0.00	9,412.01
SPEC	Special Reversing Entry	9,713.12	0.00
WARR	Warrants	256.94	0.00
			<b>-118,684.69</b>
<b>SCS0200</b>	<b>ADHE - PVC Op (0700)</b>	<b>-126,836.39</b>	
RCPT	Receipt	0.00	2,110.00
RXFR	Transfer (Regular)	6,136.41	0.00
SDIS	Distribution (Special Fund)	0.00	2,077.29
SPEC	Special Reversing Entry	2,110.00	0.00
WARR	Warrants	86.11	0.00
			<b>-122,691.16</b>
<b>SCT0100</b>	<b>DHS-Child Care Opr</b>	<b>-21,318.82</b>	
COFF	Checks Charged Off	50.00	0.00
RCPT	Receipt	0.00	6,150.00
RXFR	Transfer (Regular)	21,318.82	0.00
SDIS	Distribution (Special Fund)	0.00	6,005.45
SPEC	Special Reversing Entry	6,150.00	50.00
			<b>-6,005.45</b>
<b>SCX0000</b>	<b>Conservation Tax</b>	<b>-657,321.77</b>	
RXFR	Transfer (Regular)	12,404,911.85	12,611,995.76
SDIS	Distribution (Special Fund)	0.00	6,473,042.30
SPEC	Special Reversing Entry	12,354,551.87	5,674,425.66
			<b>-657,321.77</b>
<b>SDA0100</b>	<b>Aeronautics-Oprs</b>	<b>-3,818,738.25</b>	
RCPT	Receipt	0.00	7,155.26
RXFR	Transfer (Regular)	29,334.73	457,896.30
SDIS	Distribution (Special Fund)	0.00	442,224.59
SPEC	Special Reversing Entry	457,896.30	1,524.17
WARR	Warrants	433,297.41	0.00
			<b>-3,807,010.13</b>
<b>SDB0100</b>	<b>Bd Of Dispensing Opticians-O</b>	<b>-242,233.54</b>	
RXFR	Transfer (Regular)	1,031.02	0.00
WARR	Warrants	98.75	0.00
			<b>-241,103.77</b>
<b>SDC0100</b>	<b>ADC Farm Reserve</b>	<b>-5,288,787.06</b>	
RCPT	Receipt	0.00	152,671.24
RXFR	Transfer (Regular)	232,538.32	453.68
SDIS	Distribution (Special Fund)	0.00	148,148.01
SPEC	Special Reversing Entry	150,480.46	0.00
WARR	Warrants	1,805,047.31	0.00
			<b>-3,401,993.90</b>
<b>SDD0100</b>	<b>Dept of Correc-Industry Oprs</b>	<b>-1,638,641.48</b>	
RCPT	Receipt	0.00	315,463.82
RXFR	Transfer (Regular)	150,711.97	2.36
SDIS	Distribution (Special Fund)	0.00	286,819.10
SPEC	Special Reversing Entry	291,334.79	0.00
WARR	Warrants	466,888.53	0.00

### Fund Transaction by Type

Start Date:12/1/17 End Date:12/31/17

Fund	Fund Description	Beginning Balance		Ending Balance
Type	Type Description	Debits	Credits	
				<b>-1,331,991.47</b>
<b>SDF0101</b>	<b>State Forestry 19-6-411</b>	<b>-3,328,491.24</b>		
RCPT	Receipt	0.00	886,914.24	
RXFR	Transfer (Regular)	594,478.71	775.51	
SDIS	Distribution (Special Fund)	0.00	732,913.02	
SPEC	Special Reversing Entry	750,352.34	0.00	
WARR	Warrants	283,402.78	0.00	
				<b>-3,320,860.18</b>
<b>SDG0000</b>	<b>Game Protection Fund</b>	<b>-14,726,277.43</b>		
COFF	Checks Charged Off	217.00	0.00	
DXFR	Transfer (Deduction)	0.00	11,932.92	
RCPT	Receipt	0.00	3,906,252.41	
RXFR	Transfer (Regular)	3,894,516.82	3,186,795.39	
SDIS	Distribution (Special Fund)	0.00	2,724,908.29	
SPEC	Special Reversing Entry	2,768,026.33	217.00	
WARR	Warrants	3,455,528.98	0.00	
				<b>-14,438,094.31</b>
<b>SDG0001</b>	<b>Operating Reserve 19-6-420</b>	<b>-13,160,231.92</b>		
DXFR	Transfer (Deduction)	0.00	19,016.21	
				<b>-13,179,248.13</b>
<b>SDG0100</b>	<b>GPF-License Plate Fnd</b>	<b>-3,356,532.28</b>		
DXFR	Transfer (Deduction)	0.00	4,817.14	
RXFR	Transfer (Regular)	0.00	46,196.81	
WARR	Warrants	87.08	0.00	
				<b>-3,407,459.15</b>
<b>SDG0101</b>	<b>ED CTR CONSTRUCTION 19-6-420</b>	<b>-5,100,379.85</b>		
DXFR	Transfer (Deduction)	0.00	7,369.92	
				<b>-5,107,749.77</b>
<b>SDG0102</b>	<b>AGFC Donations Fund (0080)</b>	<b>-174,949.93</b>		
DXFR	Transfer (Deduction)	0.00	252.80	
				<b>-175,202.73</b>
<b>SDG0103</b>	<b>AGFC Earmarked Funds (0080)</b>	<b>-145,778.54</b>		
DXFR	Transfer (Deduction)	0.00	211.40	
RXFR	Transfer (Regular)	0.00	45.00	
WARR	Warrants	14,509.67	0.00	
				<b>-131,525.27</b>
<b>SDG0200</b>	<b>GPF-Elk Donation Fnd</b>	<b>-73,606.02</b>		
DXFR	Transfer (Deduction)	0.00	106.37	
				<b>-73,712.39</b>
<b>SDG0300</b>	<b>Game Protection Partners For</b>	<b>-19,328.58</b>		
DXFR	Transfer (Deduction)	0.00	27.97	
RXFR	Transfer (Regular)	277.37	0.00	
				<b>-19,079.18</b>
<b>SDG0500</b>	<b>Game Protection St Francis Mi</b>	<b>-218,406.05</b>		
DXFR	Transfer (Deduction)	0.00	315.59	
				<b>-218,721.64</b>
<b>SDG0700</b>	<b>Game Protection Nature Cntr (</b>	<b>-551,241.07</b>		
DXFR	Transfer (Deduction)	0.00	806.84	
RCPT	Receipt	0.00	13,337.98	
RXFR	Transfer (Regular)	0.00	180.43	
WARR	Warrants	14,931.20	0.00	

### Fund Transaction by Type

Start Date:12/1/17 End Date:12/31/17

Fund	Fund Description	Beginning Balance	Ending Balance	
Type	Type Description	Debits	Credits	
				<b>-550,635.12</b>
<b>SDG0800</b>	<b>AGFC-Gas Lease (0080)</b>	<b>-47,034.34</b>		
DXFR	Transfer (Deduction)	0.00	68.26	
RCPT	Receipt	0.00	11,363.04	
SDIS	Distribution (Special Fund)	0.00	11,186.91	
SPEC	Special Reversing Entry	11,363.04	0.00	
WARR	Warrants	1,000.00	0.00	
				<b>-57,289.51</b>
<b>SDG0801</b>	<b>AGFC-Gas Rev Grants (0080)</b>	<b>-388.15</b>		
DXFR	Transfer (Deduction)	0.00	0.56	
				<b>-388.71</b>
<b>SDG0803</b>	<b>AGFC Gas Capital Proj (0080)</b>	<b>-3,944,493.02</b>		
DXFR	Transfer (Deduction)	0.00	5,699.85	
RXFR	Transfer (Regular)	0.00	29.06	
WARR	Warrants	8,891.70	0.00	
				<b>-3,941,330.23</b>
<b>SDG0804</b>	<b>AGFC Gas Infrastructure Repa</b>	<b>-1,138,995.23</b>		
DXFR	Transfer (Deduction)	0.00	1,645.82	
				<b>-1,140,641.05</b>
<b>SDG1000</b>	<b>Hunters Feeding the Hungry</b>	<b>-9,697.06</b>		
DXFR	Transfer (Deduction)	0.00	14.76	
RCPT	Receipt	0.00	5,308.00	
RXFR	Transfer (Regular)	0.00	1,480.00	
				<b>-16,499.82</b>
<b>SDG1200</b>	<b>AGFC Equipment 19-6-420</b>	<b>-1,393,684.99</b>		
DXFR	Transfer (Deduction)	0.00	1,878.82	
RXFR	Transfer (Regular)	393.00	98,140.50	
WARR	Warrants	314,095.62	0.00	
				<b>-1,179,215.69</b>
<b>SDG1201</b>	<b>AGFC Fleet Fund</b>	<b>-598,654.03</b>		
DXFR	Transfer (Deduction)	0.00	827.78	
RCPT	Receipt	0.00	33,852.28	
				<b>-633,334.09</b>
<b>SDG2000</b>	<b>Black River Settlemen 19-6-421</b>	<b>-13,529,846.25</b>		
DXFR	Transfer (Deduction)	0.00	19,587.01	
				<b>-13,549,433.26</b>
<b>SDH4300</b>	<b>Securities Dept-Operations</b>	<b>-4,523,426.27</b>		
RCPT	Receipt	0.00	1,507,507.39	
RXFR	Transfer (Regular)	198,070.16	0.00	
SDIS	Distribution (Special Fund)	0.00	1,483,993.35	
SPEC	Special Reversing Entry	1,507,357.39	0.00	
WARR	Warrants	33,567.65	0.00	
				<b>-5,775,931.81</b>
<b>SDI0000</b>	<b>Interpreters Deaf/Hearing Imp</b>	<b>-72,681.12</b>		
RCPT	Receipt	0.00	2,780.00	
SDIS	Distribution (Special Fund)	0.00	2,736.91	
SPEC	Special Reversing Entry	2,780.00	0.00	
WARR	Warrants	154.74	0.00	
				<b>-75,263.29</b>
<b>SDL0100</b>	<b>Commercial Drivers Lic</b>	<b>-8,284,848.60</b>		
RXFR	Transfer (Regular)	828,342.31	197,575.72	



### Fund Transaction by Type

Start Date:12/1/17 End Date:12/31/17

Fund	Fund Description	Beginning Balance		Ending Balance
Type	Type Description	Debits	Credits	
SDIS	Distribution (Special Fund)	0.00	191,450.87	
SPEC	Special Reversing Entry	197,575.72	0.00	
WARR	Warrants	4,200.00	0.00	
				<b>-7,643,757.16</b>
<b>SDN0100</b>	<b>St Crime Lab-DNA Det Oprs</b>	<b>-1,233,657.86</b>		
RCPT	Receipt	0.00	88,299.22	
SDIS	Distribution (Special Fund)	0.00	85,561.94	
SPEC	Special Reversing Entry	88,299.22	0.00	
WARR	Warrants	9,703.53	0.00	
				<b>-1,309,516.27</b>
<b>SDO0100</b>	<b>Oil &amp; Gas Comm-Operations</b>	<b>-41,541,793.82</b>		
RCPT	Receipt	0.00	290,790.78	
RXFR	Transfer (Regular)	194,686.19	9,242.67	
SDIS	Distribution (Special Fund)	0.00	291,760.87	
SPEC	Special Reversing Entry	296,499.88	0.00	
WARR	Warrants	61,338.85	0.00	
				<b>-41,581,063.22</b>
<b>SDP0101</b>	<b>Plant Board 19-6-408</b>	<b>-9,797,276.73</b>		
RCPT	Receipt	0.00	1,806,195.08	
RXFR	Transfer (Regular)	499,430.86	94,571.11	
SDIS	Distribution (Special Fund)	0.00	1,768,906.70	
SPEC	Special Reversing Entry	1,796,756.42	0.00	
WARR	Warrants	172,170.59	0.00	
				<b>-10,998,591.75</b>
<b>SDP4601</b>	<b>Plant Board Grain Warehouse</b>	<b>-91,146.08</b>		
RCPT	Receipt	0.00	163.50	
RXFR	Transfer (Regular)	34,858.39	0.00	
WARR	Warrants	9,520.28	0.00	
				<b>-46,930.91</b>
<b>SDV0000</b>	<b>Dom Violence Shelter (0610)</b>	<b>-1,780.79</b>		
RCPT	Receipt	0.00	894.56	
SDIS	Distribution (Special Fund)	0.00	866.83	
SPEC	Special Reversing Entry	894.56	0.00	
				<b>-2,647.62</b>
<b>SEA0000</b>	<b>Educational Adequacy</b>	<b>0.00</b>		
LCRT	General Letter of Cert	0.00	2,359,826.25	
RXFR	Transfer (Regular)	80,905,469.41	79,876,142.60	
SDIS	Distribution (Special Fund)	0.00	41,588,837.37	
SPEC	Special Reversing Entry	79,315,141.72	36,395,804.91	
				<b>0.00</b>
<b>SEF0100</b>	<b>ASP Equipment-AFIS System</b>	<b>-5,642,123.69</b>		
COFF	Checks Charged Off	96.00	0.00	
RCPT	Receipt	0.00	340,797.25	
RXFR	Transfer (Regular)	22,569.88	23.85	
SDIS	Distribution (Special Fund)	0.00	247,307.38	
SPEC	Special Reversing Entry	251,267.00	66.00	
WARR	Warrants	109,538.34	0.00	
				<b>-5,846,846.95</b>
<b>SEF0200</b>	<b>MOVEAR MAINTAND OPER (0</b>	<b>-2,428,608.61</b>		
RXFR	Transfer (Regular)	7,829.54	0.00	
WARR	Warrants	42,055.45	0.00	

### Fund Transaction by Type

Start Date:12/1/17 End Date:12/31/17

Fund	Fund Description	Beginning Balance		Ending Balance
Type	Type Description	Debits	Credits	
				<b>-2,378,723.62</b>
<b>SEP0000</b>	<b>Drug/Crime Enf/Pros Act 1086</b>	<b>-1,689,393.48</b>		
RCPT	Receipt	0.00	96,021.58	
SDIS	Distribution (Special Fund)	0.00	93,044.91	
SPEC	Special Reversing Entry	96,021.58	0.00	
WARR	Warrants	235,350.40	0.00	
				<b>-1,547,087.99</b>
<b>SFP0500</b>	<b>Fire Prot Prem-Boone</b>	<b>-15,294.01</b>		
WARR	Warrants	15,292.89	0.00	
				<b>-1.12</b>
<b>SFP0600</b>	<b>Fire Prot Prem-Bradley</b>	<b>-7,081.38</b>		
RXFR	Transfer (Regular)	0.00	0.03	
WARR	Warrants	6,196.23	0.00	
				<b>-885.18</b>
<b>SFP1100</b>	<b>Fire Prot Prem-Clay</b>	<b>-147,929.14</b>		
RXFR	Transfer (Regular)	0.14	0.00	
				<b>-147,929.00</b>
<b>SFP1200</b>	<b>Fire Prot Prem-Cleburne</b>	<b>-31,746.85</b>		
WARR	Warrants	17,824.49	0.00	
				<b>-13,922.36</b>
<b>SFP1400</b>	<b>Fire Prot Prem-Columbia</b>	<b>-10,665.69</b>		
WARR	Warrants	10,665.69	0.00	
				<b>0.00</b>
<b>SFP1800</b>	<b>Fire Prot Prem-Crittenden</b>	<b>-146,578.15</b>		
WARR	Warrants	89,252.36	0.00	
				<b>-57,325.79</b>
<b>SFP2000</b>	<b>Fire Prot Prem-Dallas</b>	<b>-13,618.10</b>		
WARR	Warrants	9,727.20	0.00	
				<b>-3,890.90</b>
<b>SFP2100</b>	<b>Fire Prot Prem-Desha</b>	<b>-212,192.29</b>		
WARR	Warrants	181,879.56	0.00	
				<b>-30,312.73</b>
<b>SFP2300</b>	<b>Fire Prot Prem-Faulkner</b>	<b>-939.67</b>		
WARR	Warrants	894.90	0.00	
				<b>-44.77</b>
<b>SFP2500</b>	<b>Fire Prot Prem-Fulton</b>	<b>-20,562.78</b>		
WARR	Warrants	18,693.44	0.00	
				<b>-1,869.34</b>
<b>SFP2700</b>	<b>Fire Prot Prem-Grant</b>	<b>-10,002.49</b>		
WARR	Warrants	10,002.47	0.00	
				<b>-0.02</b>
<b>SFP2900</b>	<b>Fire Prot Prem-Hempstead</b>	<b>-28,598.02</b>		
WARR	Warrants	26,810.46	0.00	
				<b>-1,787.56</b>
<b>SFP3000</b>	<b>Fire Prot Prem-Hot Spring</b>	<b>-14,201.71</b>		
RXFR	Transfer (Regular)	0.00	0.02	
WARR	Warrants	14,201.73	0.00	
				<b>0.00</b>
<b>SFP3100</b>	<b>Fire Prot Prem-Howard</b>	<b>-8,124.32</b>		
WARR	Warrants	8,124.29	0.00	

### Fund Transaction by Type

Start Date:12/1/17 End Date:12/31/17

Fund	Fund Description	Beginning Balance		Ending Balance
Type	Type Description	Debits	Credits	
				<b>-0.03</b>
<b>SFP3300</b>	<b>Fire Prot Prem-Izard</b>	<b>-12,352.77</b>		
WARR	Warrants	12,352.64	0.00	
				<b>-0.13</b>
<b>SFP3400</b>	<b>Fire Prot Prem-Jackson</b>	<b>-3,756.49</b>		
WARR	Warrants	3,467.12	0.00	
				<b>-289.37</b>
<b>SFP3600</b>	<b>Fire Prot Prem-Johnson</b>	<b>-28,324.48</b>		
WARR	Warrants	10,019.49	0.00	
				<b>-18,304.99</b>
<b>SFP4200</b>	<b>Fire Prot Prem-Logan</b>	<b>-10,885.28</b>		
WARR	Warrants	9,675.82	0.00	
				<b>-1,209.46</b>
<b>SFP4300</b>	<b>Fire Prot Prem-Lonoke</b>	<b>-4,500.00</b>		
WARR	Warrants	4,500.00	0.00	
				<b>0.00</b>
<b>SFP4600</b>	<b>Fire Prot Prem-Miller</b>	<b>-98,026.17</b>		
WARR	Warrants	7,987.03	0.00	
				<b>-90,039.14</b>
<b>SFP4700</b>	<b>Fire Prot Prem-Mississippi</b>	<b>-19,526.87</b>		
RXFR	Transfer (Regular)	0.00	0.02	
WARR	Warrants	9,421.23	0.00	
				<b>-10,105.66</b>
<b>SFP5000</b>	<b>Fire Prot Prem-Nevada</b>	<b>-30,362.83</b>		
WARR	Warrants	18,349.93	0.00	
				<b>-12,012.90</b>
<b>SFP5200</b>	<b>Fire Prot Prem-Ouachita</b>	<b>-53,330.16</b>		
WARR	Warrants	53,304.98	0.00	
				<b>-25.18</b>
<b>SFP5400</b>	<b>Fire Prot Prem-Phillips</b>	<b>-32,210.88</b>		
RXFR	Transfer (Regular)	0.00	0.02	
WARR	Warrants	32,210.90	0.00	
				<b>0.00</b>
<b>SFP5500</b>	<b>Fire Prot Prem-Pike</b>	<b>-12,159.73</b>		
WARR	Warrants	10,943.75	0.00	
				<b>-1,215.98</b>
<b>SFP5900</b>	<b>Fire Prot Prem-Prairie</b>	<b>-11,302.99</b>		
WARR	Warrants	10,275.44	0.00	
				<b>-1,027.55</b>
<b>SFP6600</b>	<b>Fire Prot Prem-Sevier</b>	<b>-12,407.60</b>		
WARR	Warrants	12,407.60	0.00	
				<b>0.00</b>
<b>SFP6900</b>	<b>Fire Prot Prem-Stone</b>	<b>-1,464.25</b>		
RXFR	Transfer (Regular)	0.00	0.05	
WARR	Warrants	1,464.30	0.00	
				<b>0.00</b>
<b>SFP7300</b>	<b>Fire Prot Prem-White</b>	<b>-14,535.41</b>		
WARR	Warrants	8,672.04	0.00	
				<b>-5,863.37</b>
<b>SGS0100</b>	<b>Corn Grain Sorghum Bd-Oper:</b>	<b>-1,327,202.98</b>		

### Fund Transaction by Type

Start Date:12/1/17 End Date:12/31/17

Fund	Fund Description	Beginning Balance		Ending Balance
Type	Type Description	Debits	Credits	
RCPT	Receipt	0.00	62,709.59	
RXFR	Transfer (Regular)	0.00	7,529.49	
SDIS	Distribution (Special Fund)	0.00	68,061.67	
SPEC	Special Reversing Entry	70,239.08	0.00	
WARR	Warrants	16,735.27	0.00	
				<b>-1,378,529.38</b>
<b>SHA0000</b>	<b>Dept of Hlth-HVACR</b>	<b>-480,869.73</b>		
COFF	Checks Charged Off	265.00	0.00	
RADJ	Receipt Adjustment	825.00	825.00	
RCPT	Receipt	0.00	20,315.00	
RXFR	Transfer (Regular)	77,095.22	0.00	
SDIS	Distribution (Special Fund)	0.00	19,739.22	
SPEC	Special Reversing Entry	21,140.00	1,090.00	
				<b>-423,513.73</b>
<b>SHF0100</b>	<b>DAH-Consr Tax-Dir Off</b>	<b>-3,668,499.35</b>		
RCPT	Receipt	0.00	11,063.09	
RXFR	Transfer (Regular)	228,701.25	582,573.81	
WARR	Warrants	143,070.69	0.00	
				<b>-3,890,364.31</b>
<b>SHF0200</b>	<b>DAH-Consr Tax-Delta Clt Ctr</b>	<b>-11,101.63</b>		
RCPT	Receipt	0.00	157.33	
RXFR	Transfer (Regular)	0.00	25,000.00	
WARR	Warrants	15,936.29	0.00	
				<b>-20,322.67</b>
<b>SHF0300</b>	<b>DAH-Consr Tax-Arts Co</b>	<b>-14,236.73</b>		
WARR	Warrants	6,784.14	0.00	
				<b>-7,452.59</b>
<b>SHF0400</b>	<b>DAH-Consr Tax-Commr Comr</b>	<b>-22,778.82</b>		
WARR	Warrants	8,660.56	0.00	
				<b>-14,118.26</b>
<b>SHF0500</b>	<b>DAH-Consr Tax-Hist Presv</b>	<b>-3,704.96</b>		
WARR	Warrants	840.39	0.00	
				<b>-2,864.57</b>
<b>SHF0600</b>	<b>DAH-Consr Tax-Natl Hrtg</b>	<b>-5,829.63</b>		
RXFR	Transfer (Regular)	0.00	20,000.00	
WARR	Warrants	9,420.81	0.00	
				<b>-16,408.82</b>
<b>SHF0700</b>	<b>DAH-Consr Tax-Terr Restr</b>	<b>-16,563.43</b>		
RXFR	Transfer (Regular)	0.00	35,000.00	
WARR	Warrants	27,520.64	0.00	
				<b>-24,042.79</b>
<b>SHF0900</b>	<b>Mosaic Templars Amend 75(0)</b>	<b>-9,051.24</b>		
WARR	Warrants	4,548.98	0.00	
				<b>-4,502.26</b>
<b>SHI0000</b>	<b>AR Highway Transfer (0090)</b>	<b>-7,292,013.90</b>		
RXFR	Transfer (Regular)	0.00	2,942,256.31	
				<b>-10,234,270.21</b>
<b>SHK0000</b>	<b>Milk Inspection</b>	<b>-193,854.24</b>		
RCPT	Receipt	0.00	32,652.81	
RXFR	Transfer (Regular)	45,304.83	0.00	
SDIS	Distribution (Special Fund)	0.00	32,146.69	

### Fund Transaction by Type

Start Date:12/1/17 End Date:12/31/17

Fund	Fund Description	Beginning Balance	Ending Balance
Type	Type Description	Debits	Credits
SPEC	Special Reversing Entry	32,652.81	0.00
			<b>-180,696.10</b>
<b>SHL0000</b>	<b>Plumbers Licensing</b>	<b>-634,999.35</b>	
RADJ	Receipt Adjustment	9,750.00	9,750.00
RCPT	Receipt	0.00	236,505.00
RXFR	Transfer (Regular)	61,453.65	0.00
SDIS	Distribution (Special Fund)	0.00	232,371.53
SPEC	Special Reversing Entry	238,030.00	2,000.00
			<b>-806,392.23</b>
<b>SHM0100</b>	<b>Mfg Home Comm-Operations</b>	<b>-457,101.32</b>	
RCPT	Receipt	0.00	22,554.31
RXFR	Transfer (Regular)	11,435.86	0.00
SDIS	Distribution (Special Fund)	0.00	22,204.72
SPEC	Special Reversing Entry	22,554.31	0.00
WARR	Warrants	2,248.91	0.00
			<b>-465,621.27</b>
<b>SHW0000</b>	<b>Haz Waste Permit Fee</b>	<b>-4,498,350.85</b>	
RCPT	Receipt	0.00	104,149.59
RXFR	Transfer (Regular)	71,045.16	0.00
SDIS	Distribution (Special Fund)	0.00	102,144.83
SPEC	Special Reversing Entry	103,753.00	0.00
WARR	Warrants	8,916.69	0.00
			<b>-4,520,930.42</b>
<b>SIA0101</b>	<b>L/P Equine Infectious Anemia</b>	<b>-511,634.73</b>	
RCPT	Receipt	0.00	4,175.00
RXFR	Transfer (Regular)	6,185.96	0.00
SDIS	Distribution (Special Fund)	0.00	4,110.29
SPEC	Special Reversing Entry	4,175.00	0.00
WARR	Warrants	1,674.03	0.00
			<b>-507,885.03</b>
<b>SIB0100</b>	<b>Bank Department-Operations</b>	<b>-12,107,521.36</b>	
RCPT	Receipt	0.00	900.00
RXFR	Transfer (Regular)	498,515.04	0.00
SDIS	Distribution (Special Fund)	0.00	886.05
SPEC	Special Reversing Entry	900.00	0.00
WARR	Warrants	66,998.13	0.00
			<b>-11,542,894.24</b>
<b>SIE0000</b>	<b>Investor Education (0410)</b>	<b>-833,507.24</b>	
RCPT	Receipt	0.00	2,000.00
WARR	Warrants	14,228.48	0.00
			<b>-821,278.76</b>
<b>SIL0100</b>	<b>LP Gas Board Oprs</b>	<b>-1,259,569.46</b>	
RCPT	Receipt	0.00	221,407.95
RXFR	Transfer (Regular)	25,324.70	0.00
SDIS	Distribution (Special Fund)	0.00	217,968.30
SPEC	Special Reversing Entry	221,400.00	0.00
WARR	Warrants	11,790.62	0.00
			<b>-1,440,430.39</b>
<b>SIP0101</b>	<b>Poultry &amp; Egg Grading 19-6-40</b>	<b>-5,312,958.60</b>	
RCPT	Receipt	0.00	192,813.09
RXFR	Transfer (Regular)	131,477.96	0.00

### Fund Transaction by Type

Start Date:12/1/17 End Date:12/31/17

Fund	Fund Description	Beginning Balance		Ending Balance
Type	Type Description	Debits	Credits	
SDIS	Distribution (Special Fund)	0.00	95,769.07	
SPEC	Special Reversing Entry	97,276.86	0.00	
WARR	Warrants	74,739.48	0.00	
				<b>-5,298,046.46</b>
<b>SIS0000</b>	<b>Road/Bridge/ Rep/Maint/Gant</b>	<b>-99,700.63</b>		
RXFR	Transfer (Regular)	0.00	161,267.57	
SDIS	Distribution (Special Fund)	0.00	156,268.28	
SPEC	Special Reversing Entry	161,267.57	0.00	
WARR	Warrants	99,700.00	0.00	
				<b>-156,268.91</b>
<b>SJP0100</b>	<b>Public Service-Utilities</b>	<b>-8,421,747.82</b>		
RCPT	Receipt	0.00	400.00	
RXFR	Transfer (Regular)	511,250.28	0.00	
SDIS	Distribution (Special Fund)	0.00	393.80	
SPEC	Special Reversing Entry	400.00	0.00	
WARR	Warrants	112,086.84	0.00	
				<b>-7,798,804.50</b>
<b>SKL0000</b>	<b>Skills Development 19-6-830</b>	<b>-22,768,678.82</b>		
RXFR	Transfer (Regular)	9,278.12	108,436.00	
WARR	Warrants	216,849.13	0.00	
				<b>-22,650,987.57</b>
<b>SLA0000</b>	<b>Public Legal Aid</b>	<b>0.00</b>		
RXFR	Transfer (Regular)	0.00	46,335.90	
WARR	Warrants	46,335.90	0.00	
				<b>0.00</b>
<b>SLS0000</b>	<b>Beneficiaries of Fallen Law En</b>	<b>-10,275.50</b>		
RXFR	Transfer (Regular)	0.00	154.26	
SDIS	Distribution (Special Fund)	0.00	149.48	
SPEC	Special Reversing Entry	154.26	0.00	
				<b>-10,424.98</b>
<b>SMD0000</b>	<b>Specialty Court Prog 19-6-489</b>	<b>-248,950.36</b>		
RCPT	Receipt	0.00	95.00	
SDIS	Distribution (Special Fund)	0.00	92.05	
SPEC	Special Reversing Entry	95.00	0.00	
				<b>-249,042.41</b>
<b>SMF0000</b>	<b>Military Funeral Hon 784/09</b>	<b>-200,339.68</b>		
RXFR	Transfer (Regular)	0.00	2,882.03	
SDIS	Distribution (Special Fund)	0.00	2,792.69	
SPEC	Special Reversing Entry	2,882.03	0.00	
WARR	Warrants	650.00	0.00	
				<b>-202,482.37</b>
<b>SMH0100</b>	<b>ADEM-Special Rev Fee</b>	<b>-672,083.67</b>		
RCPT	Receipt	0.00	194.00	
RXFR	Transfer (Regular)	10,000.00	0.00	
SDIS	Distribution (Special Fund)	0.00	190.99	
SPEC	Special Reversing Entry	194.00	0.00	
				<b>-662,274.66</b>
<b>SMH2017</b>	<b>EMPG TRAIN &amp; EXERCISE 16</b>	<b>-11,555.92</b>		
RXFR	Transfer (Regular)	8,888.12	10,000.00	
WARR	Warrants	6,079.48	0.00	
				<b>-6,588.32</b>

### Fund Transaction by Type

Start Date:12/1/17 End Date:12/31/17

Fund	Fund Description	Beginning Balance	Ending Balance
Type	Type Description	Debits	Credits
<b>SMH6900</b>	<b>EMPG T&amp;E 15 (0995)</b>	<b>-2,007.09</b>	
RCPT	Receipt	0.00	618.13
RXFR	Transfer (Regular)	1,556.87	0.00
			<b>-1,068.35</b>
<b>SMI0000</b>	<b>MMImplementOperation (0620)</b>	<b>-1,649,570.51</b>	
RADJ	Receipt Adjustment	37.00	0.00
RCPT	Receipt	0.00	23,283.00
SDIS	Distribution (Special Fund)	0.00	22,885.69
SPEC	Special Reversing Entry	23,283.00	37.00
			<b>-1,672,456.20</b>
<b>SML0000</b>	<b>Domestic Peace</b>	<b>-35,746.22</b>	
RCPT	Receipt	0.00	26,914.15
SDIS	Distribution (Special Fund)	0.00	26,079.81
SPEC	Special Reversing Entry	26,914.15	0.00
WARR	Warrants	35,746.22	0.00
			<b>-26,079.81</b>
<b>SMM0100</b>	<b>AMMA Refunds (0625)</b>	<b>-50.00</b>	
RADJ	Receipt Adjustment	0.00	37.00
WARR	Warrants	50.00	0.00
			<b>-37.00</b>
<b>SMP0000</b>	<b>ASP Special Operating</b>	<b>-1,031,172.66</b>	
AXFR	Advance Transfer	0.00	2,000,000.00
GDIS	Distribution (General Fund)	0.00	4,447,048.24
RXFR	Transfer (Regular)	3,555,642.24	524,469.58
			<b>-4,447,048.24</b>
<b>SMP0100</b>	<b>ASP Special Operating</b>	<b>-4,088,442.56</b>	
COFF	Checks Charged Off	300.00	0.00
RADJ	Receipt Adjustment	290.00	10.00
RCPT	Receipt	0.00	265,804.99
RXFR	Transfer (Regular)	4,557,878.73	2,784,292.19
SDIS	Distribution (Special Fund)	0.00	969,511.80
SPEC	Special Reversing Entry	997,014.27	590.00
WARR	Warrants	1,280,894.52	0.00
			<b>-1,272,274.02</b>
<b>SMP0200</b>	<b>ASP Indirect Admin Costs</b>	<b>-765,294.54</b>	
RXFR	Transfer (Regular)	380,448.50	884,353.91
			<b>-1,269,199.95</b>
<b>SMP0300</b>	<b>ASP Special Operating</b>	<b>-30,136.37</b>	
RXFR	Transfer (Regular)	0.00	1,105,102.50
WARR	Warrants	1,131,367.50	0.00
			<b>-3,871.37</b>
<b>SMP0500</b>	<b>ASP Used Motor Vehicle</b>	<b>-655,707.07</b>	
RCPT	Receipt	0.00	80,105.00
RXFR	Transfer (Regular)	46,290.72	2.28
SDIS	Distribution (Special Fund)	0.00	78,863.37
SPEC	Special Reversing Entry	80,105.00	0.00
WARR	Warrants	7,930.00	0.00
			<b>-680,352.00</b>
<b>SMP0600</b>	<b>ASP-PI/Security</b>	<b>-613,783.48</b>	
RCPT	Receipt	0.00	34,600.00
RXFR	Transfer (Regular)	19,874.43	2.52

### Fund Transaction by Type

Start Date:12/1/17 End Date:12/31/17

Fund	Fund Description	Beginning Balance		Ending Balance
Type	Type Description	Debits	Credits	
SDIS	Distribution (Special Fund)	0.00	34,063.70	
SPEC	Special Reversing Entry	34,600.00	0.00	
WARR	Warrants	7,072.94	0.00	
				<b>-620,902.33</b>
<b>SMP0700</b>	<b>ASP Salvage Auction</b>	<b>-498,471.89</b>		
RCPT	Receipt	0.00	5,885.00	
SDIS	Distribution (Special Fund)	0.00	5,793.78	
SPEC	Special Reversing Entry	5,885.00	0.00	
				<b>-504,265.67</b>
<b>SMP0800</b>	<b>AR Wireless Network</b>	<b>-2,018,238.02</b>		
RXFR	Transfer (Regular)	0.00	522,493.42	
WARR	Warrants	131,740.92	0.00	
				<b>-2,408,990.52</b>
<b>SMP1100</b>	<b>ASP Health Plan Hldg Act 150</b>	<b>-5,206,318.14</b>		
RXFR	Transfer (Regular)	0.00	229,393.82	
				<b>-5,435,711.96</b>
<b>SMP2003</b>	<b>ASP Highway Safety 402</b>	<b>-180,484.06</b>		
RCPT	Receipt	0.00	404,132.42	
RXFR	Transfer (Regular)	497,265.14	223,831.66	
WARR	Warrants	254,969.18	0.00	
				<b>-56,213.82</b>
<b>SMP2203</b>	<b>ASP Highway Safety 410</b>	<b>-8,091.06</b>		
RCPT	Receipt	0.00	3,283.37	
RXFR	Transfer (Regular)	3,283.37	0.00	
				<b>-8,091.06</b>
<b>SMP2503</b>	<b>ASP Highway Safety 154</b>	<b>-15,125.92</b>		
RXFR	Transfer (Regular)	15,125.92	0.00	
				<b>0.00</b>
<b>SMP2603</b>	<b>ASP Highway Safety 403</b>	<b>-750.00</b>		
RCPT	Receipt	0.00	8,151.21	
RXFR	Transfer (Regular)	15,811.78	8,500.57	
WARR	Warrants	1,590.00	0.00	
				<b>0.00</b>
<b>SMP2809</b>	<b>Hwy Safety 406 Act 1288/07</b>	<b>0.00</b>		
RCPT	Receipt	0.00	59,411.65	
RXFR	Transfer (Regular)	59,411.65	0.00	
				<b>0.00</b>
<b>SMP2914</b>	<b>FY2016 COM DRIV LIC PROG(</b>	<b>0.00</b>		
RCPT	Receipt	0.00	152,573.75	
				<b>-152,573.75</b>
<b>SMP3021</b>	<b>Hwy Safety 405 MAP 21Act120</b>	<b>-117,265.68</b>		
RCPT	Receipt	0.00	292,077.48	
RXFR	Transfer (Regular)	370,494.95	115,175.29	
WARR	Warrants	137,196.67	0.00	
				<b>-16,826.83</b>
<b>SMP3074</b>	<b>E-CRASH 17 (0960)</b>	<b>-10,878.53</b>		
RXFR	Transfer (Regular)	19,486.95	19,486.95	
WARR	Warrants	10,878.53	0.00	
				<b>0.00</b>
<b>SMP3083</b>	<b>E-CITE 17 (0960)</b>	<b>-65,656.78</b>		



### Fund Transaction by Type

Start Date:12/1/17 End Date:12/31/17

Fund	Fund Description	Beginning Balance	Ending Balance
Type	Type Description	Debits	Credits
RXFR	Transfer (Regular)	65,710.54	65,710.54
WARR	Warrants	65,656.78	0.00
			<b>0.00</b>
<b>SMP3084</b>	<b>E-Crash 18 (0960)</b>	<b>0.00</b>	
RXFR	Transfer (Regular)	2,080.47	2,389.87
			<b>-309.40</b>
<b>SMP3093</b>	<b>E-CITE 18 (0960)</b>	<b>0.00</b>	
RXFR	Transfer (Regular)	2,080.55	2,389.96
			<b>-309.41</b>
<b>SMP4072</b>	<b>SELECTIVE TRAFFIC ENFORC</b>	<b>-30,108.56</b>	
RXFR	Transfer (Regular)	40,126.36	10,017.80
			<b>0.00</b>
<b>SMP5072</b>	<b>Selective Traffic Enfor Prog</b>	<b>0.00</b>	
RXFR	Transfer (Regular)	139,345.11	167,612.24
WARR	Warrants	6,920.00	0.00
			<b>-21,347.13</b>
<b>SMP8800</b>	<b>ASP Vehicles (0960)</b>	<b>-4,124,621.54</b>	
RCPT	Receipt	0.00	78,267.11
RXFR	Transfer (Regular)	0.00	163,300.04
SDIS	Distribution (Special Fund)	0.00	75,189.59
SPEC	Special Reversing Entry	77,595.04	0.00
WARR	Warrants	283,039.40	0.00
			<b>-4,080,743.84</b>
<b>SMP9602</b>	<b>ASP Troop K Cont Project</b>	<b>-14,234.50</b>	
RXFR	Transfer (Regular)	1,853.32	0.00
			<b>-12,381.18</b>
<b>SMS0000</b>	<b>ADH Marine Sanitation</b>	<b>-53,645.56</b>	
RXFR	Transfer (Regular)	3,947.69	4,859.49
			<b>-54,557.36</b>
<b>SNH0100</b>	<b>DHS-Nrs Hm Prsnl Trng-Exp</b>	<b>-645,504.37</b>	
RXFR	Transfer (Regular)	14,797.64	0.00
			<b>-630,706.73</b>
<b>SNP0100</b>	<b>Nuclear Planning &amp; Response</b>	<b>-403,952.46</b>	
RCPT	Receipt	0.00	399,383.90
RXFR	Transfer (Regular)	117,315.35	0.00
SDIS	Distribution (Special Fund)	0.00	387,003.00
SPEC	Special Reversing Entry	399,383.90	0.00
WARR	Warrants	81,250.00	0.00
			<b>-592,390.11</b>
<b>SPC0101</b>	<b>L/P Brucellosis Erad/Inspectio</b>	<b>-968,044.47</b>	
RCPT	Receipt	0.00	51,464.15
RXFR	Transfer (Regular)	132,306.13	93,374.15
SDIS	Distribution (Special Fund)	0.00	62,482.23
SPEC	Special Reversing Entry	144,838.30	80,357.15
WARR	Warrants	20,067.11	0.00
			<b>-958,510.61</b>
<b>SPD0100</b>	<b>People With Disabilities</b>	<b>-18,645.94</b>	
RCPT	Receipt	0.00	1,146.10
SDIS	Distribution (Special Fund)	0.00	1,128.34
SPEC	Special Reversing Entry	1,146.10	0.00
			<b>-19,774.28</b>

### Fund Transaction by Type

Start Date:12/1/17 End Date:12/31/17

Fund	Fund Description	Beginning Balance		Ending Balance
Type	Type Description	Debits	Credits	
<b>SPF0100</b>	<b>Comty Punshmt Rev-Oprs</b>	<b>-8,879,552.20</b>		
RCPT	Receipt	0.00	622,505.78	
RXFR	Transfer (Regular)	244,829.41	150,327.00	
SDIS	Distribution (Special Fund)	0.00	612,266.24	
SPEC	Special Reversing Entry	621,905.78	0.00	
WARR	Warrants	444,175.33	0.00	
				<b>-8,953,740.70</b>
<b>SPS0101</b>	<b>Livestock/Poultry Special Rev</b>	<b>-1,238,334.95</b>		
RCPT	Receipt	0.00	114,493.95	
RXFR	Transfer (Regular)	18,443.31	4,019.60	
SDIS	Distribution (Special Fund)	0.00	110,859.38	
SPEC	Special Reversing Entry	112,604.75	0.00	
WARR	Warrants	102,643.59	0.00	
				<b>-1,234,016.23</b>
<b>SPT0100</b>	<b>Conscr Tax-Oprs</b>	<b>-17,063,336.66</b>		
RCPT	Receipt	0.00	6,026.35	
RXFR	Transfer (Regular)	486,480.57	2,912,869.04	
SDIS	Distribution (Special Fund)	0.00	812.03	
SPEC	Special Reversing Entry	838.01	0.00	
WARR	Warrants	2,128,495.61	0.00	
				<b>-17,367,229.89</b>
<b>SRP0100</b>	<b>Rice Research &amp; Promo Bd-Opr</b>	<b>-1,444,229.12</b>		
RCPT	Receipt	0.00	345,587.88	
RXFR	Transfer (Regular)	0.00	3,947.36	
SDIS	Distribution (Special Fund)	0.00	338,699.65	
SPEC	Special Reversing Entry	349,535.24	0.00	
WARR	Warrants	915,086.70	0.00	
				<b>-867,842.07</b>
<b>SRS0000</b>	<b>Reg Sub Stor Tank Prg</b>	<b>-2,109,370.37</b>		
RCPT	Receipt	0.00	43,871.25	
RXFR	Transfer (Regular)	53,651.57	0.00	
SDIS	Distribution (Special Fund)	0.00	5,542.73	
SPEC	Special Reversing Entry	5,630.00	0.00	
WARR	Warrants	13,654.30	0.00	
				<b>-2,085,848.48</b>
<b>SSA0000</b>	<b>AR CourtAppointedSpecAdvo</b>	<b>-6,051.76</b>		
RXFR	Transfer (Regular)	0.00	475.00	
SDIS	Distribution (Special Fund)	0.00	460.27	
SPEC	Special Reversing Entry	475.00	0.00	
				<b>-6,512.03</b>
<b>SSC0480</b>	<b>ADC Sex/Child Offen Reg-048</b>	<b>-149,051.71</b>		
RCPT	Receipt	0.00	2,823.13	
SDIS	Distribution (Special Fund)	0.00	2,735.61	
SPEC	Special Reversing Entry	2,823.13	0.00	
				<b>-151,787.32</b>
<b>SSC0990</b>	<b>ACIC Sex/Child Offend Reg-09</b>	<b>-45,249.03</b>		
RCPT	Receipt	0.00	2,823.12	
SDIS	Distribution (Special Fund)	0.00	2,735.60	
SPEC	Special Reversing Entry	2,823.12	0.00	
WARR	Warrants	39.96	0.00	
				<b>-47,944.67</b>

### Fund Transaction by Type

Start Date:12/1/17

End Date:12/31/17

Fund	Fund Description	Beginning Balance		Ending Balance
Type	Type Description	Debits	Credits	
<b>SSD0000</b>	<b>Individual Sewage Disposal Sy</b>	<b>-55,994.66</b>		
RCPT	Receipt	0.00	1,760.00	
RXFR	Transfer (Regular)	5,425.55	0.00	
SDIS	Distribution (Special Fund)	0.00	1,732.72	
SPEC	Special Reversing Entry	1,760.00	0.00	
				<b>-52,301.83</b>
<b>SSE0000</b>	<b>AR Citizens 1st Resp Safety</b>	<b>-27,031.72</b>		
RCPT	Receipt	0.00	22,467.83	
SDIS	Distribution (Special Fund)	0.00	21,771.33	
SPEC	Special Reversing Entry	22,467.83	0.00	
WARR	Warrants	27,022.80	0.00	
				<b>-21,780.25</b>
<b>SSV0000</b>	<b>Alcoholic Bev Control 19-6-82:</b>	<b>-625,380.31</b>		
RCPT	Receipt	0.00	4,575.00	
SDIS	Distribution (Special Fund)	0.00	4,433.17	
SPEC	Special Reversing Entry	4,575.00	0.00	
WARR	Warrants	2,935.03	0.00	
				<b>-626,878.45</b>
<b>SSW0100</b>	<b>Social Work Licensing-Operati</b>	<b>-670,158.41</b>		
RCPT	Receipt	0.00	10,495.00	
RXFR	Transfer (Regular)	8,253.05	0.00	
SDIS	Distribution (Special Fund)	0.00	10,332.33	
SPEC	Special Reversing Entry	10,495.00	0.00	
WARR	Warrants	3,835.52	0.00	
				<b>-668,402.17</b>
<b>STC0100</b>	<b>Telecomm Equip Fund-Oprs</b>	<b>-684,064.33</b>		
RCPT	Receipt	0.00	36,165.40	
RXFR	Transfer (Regular)	10,970.27	0.00	
SDIS	Distribution (Special Fund)	0.00	34,999.05	
SPEC	Special Reversing Entry	36,118.73	0.00	
WARR	Warrants	30,979.68	0.00	
				<b>-677,160.10</b>
<b>STR0000</b>	<b>AR Tob Cont Rev ACA 19-6-83</b>	<b>-803,790.85</b>		
RCPT	Receipt	0.00	3,430.00	
SDIS	Distribution (Special Fund)	0.00	3,376.83	
SPEC	Special Reversing Entry	3,430.00	0.00	
WARR	Warrants	227.50	0.00	
				<b>-806,940.18</b>
<b>SVS0000</b>	<b>AR Video Service Fund (0063)</b>	<b>-24,624.78</b>		
RCPT	Receipt	0.00	1,500.00	
SDIS	Distribution (Special Fund)	0.00	1,453.50	
SPEC	Special Reversing Entry	1,500.00	0.00	
WARR	Warrants	5,984.10	0.00	
				<b>-20,094.18</b>
<b>SWF0100</b>	<b>Wkforce 2000 Dev-Grant/Exp</b>	<b>-2,173,455.92</b>		
RADJ	Receipt Adjustment	0.00	2,242,988.57	
RXFR	Transfer (Regular)	2,173,455.92	0.00	
SDIS	Distribution (Special Fund)	0.00	2,173,455.92	
SPEC	Special Reversing Entry	2,242,988.57	0.00	
				<b>-2,173,455.92</b>
<b>SWG0000</b>	<b>AR Wine Grants (0900)</b>	<b>-275,196.00</b>		

### Fund Transaction by Type

Start Date:12/1/17

End Date:12/31/17

Fund	Fund Description	Beginning Balance		Ending Balance
Type	Type Description	Debits	Credits	
RCPT	Receipt	0.00	27,000.00	
RXFR	Transfer (Regular)	4,118.25	0.00	
SDIS	Distribution (Special Fund)	0.00	26,163.00	
SPEC	Special Reversing Entry	27,000.00	0.00	
				<b>-297,240.75</b>
<b>SWP0100</b>	<b>Wheat Promotion Bd-Operatio</b>	<b>-14,847.12</b>		
RCPT	Receipt	0.00	1,190.59	
RXFR	Transfer (Regular)	0.00	62.35	
SDIS	Distribution (Special Fund)	0.00	1,214.10	
SPEC	Special Reversing Entry	1,252.94	0.00	
				<b>-16,061.22</b>
<b>SWT0000</b>	<b>In God We Trust License Plate</b>	<b>-7,443.15</b>		
RXFR	Transfer (Regular)	7,443.15	5,684.35	
SDIS	Distribution (Special Fund)	0.00	5,508.14	
SPEC	Special Reversing Entry	5,684.35	0.00	
				<b>-5,508.14</b>
<b>SXA0100</b>	<b>AR Abstractors' BD 19-6-415</b>	<b>-103,561.24</b>		
WARR	Warrants	420.00	0.00	
				<b>-103,141.24</b>
<b>SXV0100</b>	<b>Veterinary Exam Board-Operat</b>	<b>-480,022.04</b>		
RCPT	Receipt	0.00	1,185.00	
RXFR	Transfer (Regular)	7,521.17	0.00	
SDIS	Distribution (Special Fund)	0.00	98.45	
SPEC	Special Reversing Entry	100.00	0.00	
WARR	Warrants	4,869.59	0.00	
				<b>-468,814.73</b>
<b>TAD0201</b>	<b>Pesticide/Plant Disposal 19-5-1</b>	<b>-1,455,269.32</b>		
RCPT	Receipt	0.00	185,050.00	
SDIS	Distribution (Special Fund)	0.00	182,181.72	
SPEC	Special Reversing Entry	185,050.00	0.00	
				<b>-1,637,451.04</b>
<b>TAF0000</b>	<b>Asset Forfeiture</b>	<b>-311,189.60</b>		
RCPT	Receipt	0.00	5,024.21	
RXFR	Transfer (Regular)	614.78	0.00	
				<b>-315,599.03</b>
<b>TAJ0300</b>	<b>St Admin Of Justice-St Prgms/</b>	<b>-4,115,916.76</b>		
RCPT	Receipt	0.00	2,253,228.35	
RXFR	Transfer (Regular)	2,575,081.75	983,148.58	
SDIS	Distribution (Special Fund)	0.00	952,670.97	
SPEC	Special Reversing Entry	983,148.58	0.00	
WARR	Warrants	78,375.35	0.00	
				<b>-4,668,358.98</b>
<b>TAR0000</b>	<b>Judges Retirement</b>	<b>-33,887.55</b>		
RCPT	Receipt	0.00	59,495.33	
RXFR	Transfer (Regular)	0.00	48,901.50	
WARR	Warrants	107,488.05	0.00	
				<b>-34,796.33</b>
<b>TAS0000</b>	<b>Securities Reserve</b>	<b>-8,870,209.42</b>		
DXFR	Transfer (Deduction)	1,692,784.74	0.00	
RCPT	Receipt	0.00	6,555,471.68	
RXFR	Transfer (Regular)	2,942,256.31	0.00	

### Fund Transaction by Type

Start Date:12/1/17 End Date:12/31/17

Fund	Fund Description	Beginning Balance	Ending Balance	
Type	Type Description	Debits	Credits	
				<b>-10,790,640.05</b>
<b>TAX0000</b>	<b>Ad Valorem Tax</b>	<b>-204,103.47</b>		
COFF	Checks Charged Off	1,664.00	0.00	
RXFR	Transfer (Regular)	0.00	269,746.59	
				<b>-472,186.06</b>
<b>TBB0000</b>	<b>DFA Rev-Interstate Mtr Fuel Tax</b>	<b>-2,181.46</b>		
RADJ	Receipt Adjustment	0.00	48,181.58	
WARR	Warrants	40,669.67	0.00	
				<b>-9,693.37</b>
<b>TBC0000</b>	<b>DFA-Rev Gasoline Tax Refund</b>	<b>-5,966.47</b>		
WARR	Warrants	5,966.47	0.00	
				<b>0.00</b>
<b>TBJ0015</b>	<b>Higher Ed 2015 bond 2007C 00</b>	<b>-2,534,106.25</b>		
WARR	Warrants	2,534,106.25	0.00	
				<b>0.00</b>
<b>TBJ1300</b>	<b>Higher Ed 2016 Bond Issue</b>	<b>-1,056,325.00</b>		
WARR	Warrants	1,056,325.00	0.00	
				<b>0.00</b>
<b>TBL0000</b>	<b>Sm Bus Revolving Ln</b>	<b>-1,614,308.91</b>		
RCPT	Receipt	0.00	1,117.81	
RXFR	Transfer (Regular)	3,000,000.00	3,000,000.00	
				<b>-1,615,426.72</b>
<b>TBP0000</b>	<b>Best Practices Act 570/11 S12</b>	<b>-2,141,374.29</b>		
RCPT	Receipt	0.00	232,150.00	
RXFR	Transfer (Regular)	221,310.00	4,919.03	
SDIS	Distribution (Special Fund)	0.00	228,551.67	
SPEC	Special Reversing Entry	232,150.00	0.00	
WARR	Warrants	115,229.48	0.00	
				<b>-2,038,305.51</b>
<b>TBS0000</b>	<b>Budget Stabilization Trust</b>	<b>-119,679,178.33</b>		
RXFR	Transfer (Regular)	45,068,485.83	49,036,312.15	
				<b>-123,647,004.65</b>
<b>TCA0100</b>	<b>County Assessors Continuing</b>	<b>-294,462.08</b>		
RCPT	Receipt	0.00	2,400.00	
SDIS	Distribution (Special Fund)	0.00	2,325.60	
SPEC	Special Reversing Entry	2,400.00	0.00	
				<b>-296,787.68</b>
<b>TCC0100</b>	<b>County Coll Ctng Ed-Oprs-(05)</b>	<b>-121,313.71</b>		
RCPT	Receipt	0.00	2,100.00	
WARR	Warrants	15,978.80	0.00	
				<b>-107,434.91</b>
<b>TCE0100</b>	<b>Co Treas Cont Ed-Oprs-(059)</b>	<b>-51,148.58</b>		
RCPT	Receipt	0.00	700.00	
				<b>-51,848.58</b>
<b>TCH0000</b>	<b>Baby Sharon's Illness</b>	<b>-5,162.80</b>		
RCPT	Receipt	0.00	310.00	
RXFR	Transfer (Regular)	0.00	5.00	
				<b>-5,477.80</b>
<b>TCI0100</b>	<b>Wrforce Ed-Constr Craft Trng</b>	<b>-1,028,358.21</b>		
RCPT	Receipt	0.00	53,298.74	

### Fund Transaction by Type

Start Date:12/1/17 End Date:12/31/17

Fund	Fund Description	Beginning Balance		Ending Balance
Type	Type Description	Debits	Credits	
RXFR	Transfer (Regular)	5,107.81	0.00	
WARR	Warrants	435,636.54	0.00	
				<b>-640,912.60</b>
<b>TCR0100</b>	<b>Crime Victims Reparation Rev</b>	<b>-839,796.38</b>		
RCPT	Receipt	0.00	4,564.94	
RXFR	Transfer (Regular)	32,976.79	113,193.33	
SDIS	Distribution (Special Fund)	0.00	330.79	
SPEC	Special Reversing Entry	336.00	0.00	
WARR	Warrants	113,703.43	0.00	
				<b>-810,869.22</b>
<b>TCS0100</b>	<b>Private Career Education-Trus</b>	<b>-480.00</b>		
WARR	Warrants	480.00	0.00	
				<b>0.00</b>
<b>TCS0200</b>	<b>ADHE Stud Prot (0700)</b>	<b>-1,303,229.83</b>		
WARR	Warrants	1,300.00	0.00	
				<b>-1,301,929.83</b>
<b>TCT0200</b>	<b>Children's Trust (0710)</b>	<b>-2,498,933.45</b>		
RCPT	Receipt	0.00	21,280.00	
RXFR	Transfer (Regular)	4,158.75	8.00	
SDIS	Distribution (Special Fund)	0.00	19,748.22	
SPEC	Special Reversing Entry	20,380.00	0.00	
WARR	Warrants	1,083.27	0.00	
				<b>-2,514,347.65</b>
<b>TDP0100</b>	<b>Death/Permanent Ttl Disability</b>	<b>-99,027,045.34</b>		
COFF	Checks Charged Off	5,000.00	0.00	
RCPT	Receipt	0.00	212,638.00	
RXFR	Transfer (Regular)	129,572,134.01	129,572,134.01	
WARR	Warrants	1,118,168.62	0.00	
				<b>-98,116,514.72</b>
<b>TDR9000</b>	<b>AR Distr Rel Prog Trust-Grant:</b>	<b>-498,745.28</b>		
RXFR	Transfer (Regular)	0.00	50.00	
				<b>-498,795.28</b>
<b>TDS0000</b>	<b>Nonmun Dom Sew Treat 19-5-</b>	<b>-75,159.16</b>		
RCPT	Receipt	0.00	2,229.00	
				<b>-77,388.16</b>
<b>TDT9200</b>	<b>Tourism Development Trust</b>	<b>-6,029,049.96</b>		
RCPT	Receipt	0.00	214.85	
RXFR	Transfer (Regular)	26,612.01	1,196,799.93	
SDIS	Distribution (Special Fund)	0.00	1,130,745.67	
SPEC	Special Reversing Entry	1,192,681.68	25,761.48	
WARR	Warrants	137,703.57	0.00	
				<b>-7,025,574.63</b>
<b>TEB1001</b>	<b>Educational Building Rev Bon</b>	<b>-3,837,405.31</b>		
RCPT	Receipt	0.00	14,080.38	
RXFR	Transfer (Regular)	1,000,000.00	1,000,143.85	
WARR	Warrants	114,312.35	0.00	
				<b>-3,737,317.19</b>
<b>TEM1001</b>	<b>Revolving Loan Certificate</b>	<b>-12,442,433.63</b>		
RCPT	Receipt	0.00	4,931.51	
RXFR	Transfer (Regular)	5,004,017.11	5,000,000.00	
WARR	Warrants	595.41	0.00	

### Fund Transaction by Type

Start Date:12/1/17 End Date:12/31/17

Fund	Fund Description	Beginning Balance		Ending Balance
Type	Type Description	Debits	Credits	
				<b>-12,442,752.62</b>
<b>TER0000</b>	<b>Teacher Retirement</b>	<b>-2,854,322.47</b>		
RCPT	Receipt	0.00	9,821,932.00	
RXFR	Transfer (Regular)	784,658.26	4.68	
WARR	Warrants	8,638,374.99	0.00	
				<b>-3,253,225.90</b>
<b>TES0100</b>	<b>Dept Workforce Services Trus</b>	<b>-311,803.36</b>		
RCPT	Receipt	0.00	3,737,435.49	
RXFR	Transfer (Regular)	2,795,420.27	1,703,835.81	
WARR	Warrants	1,342,156.86	0.00	
				<b>-1,615,497.53</b>
<b>TES0200</b>	<b>Dept Workforce Services Trus</b>	<b>-512,857.39</b>		
RCPT	Receipt	0.00	750.00	
RXFR	Transfer (Regular)	300,000.00	300,000.00	
				<b>-513,607.39</b>
<b>TET0100</b>	<b>AEDQ Environmental Settleme</b>	<b>-804,082.39</b>		
RCPT	Receipt	0.00	447.12	
RXFR	Transfer (Regular)	1,200,000.00	1,200,000.00	
WARR	Warrants	8,543.69	0.00	
				<b>-795,985.82</b>
<b>TEX0000</b>	<b>Education Excellence Trust</b>	<b>-26,694,354.50</b>		
LCRT	General Letter of Cert	0.00	26,694,354.50	
RXFR	Transfer (Regular)	26,694,354.50	0.00	
				<b>-26,694,354.50</b>
<b>TFB0400</b>	<b>Fidelity Bond Trust</b>	<b>-722,211.31</b>		
RCPT	Receipt	0.00	5,566.68	
				<b>-727,777.99</b>
<b>TFH0000</b>	<b>AR Fair Housing Commission-</b>	<b>-393,315.67</b>		
RCPT	Receipt	0.00	507.99	
WARR	Warrants	11,431.81	0.00	
				<b>-382,391.85</b>
<b>TFM0000</b>	<b>Military FamilyRelief19-5-1127</b>	<b>-205,602.39</b>		
RXFR	Transfer (Regular)	100.00	0.00	
WARR	Warrants	1,500.00	0.00	
				<b>-204,002.39</b>
<b>TGC0000</b>	<b>Corporate Income Tax</b>	<b>-7,797,859.34</b>		
NDXF	Transfer (Non-Distribution)	0.00	6,181,407.51	
RXFR	Transfer (Regular)	479,970.61	479,970.61	
WARR	Warrants	7,371,392.51	0.00	
				<b>-6,607,874.34</b>
<b>TGI0000</b>	<b>Individual Income Tax</b>	<b>-8,693,888.01</b>		
NDXF	Transfer (Non-Distribution)	0.00	2,887,972.13	
RCPT	Receipt	0.00	202,757.44	
RXFR	Transfer (Regular)	114,308.21	110,397.61	
WARR	Warrants	6,239,658.61	0.00	
WOFF	Warrants Charged Off	609.51	0.00	
				<b>-5,540,438.86</b>
<b>TGI00WH</b>	<b>Withholding Tax Ref AIRS (063</b>	<b>-869,222.49</b>		
NDXF	Transfer (Non-Distribution)	2,482.56	476,564.20	
WARR	Warrants	511,195.77	0.00	
				<b>-832,108.36</b>

### Fund Transaction by Type

Start Date:12/1/17 End Date:12/31/17

Fund	Fund Description	Beginning Balance	Ending Balance	
Type	Type Description	Debits	Credits	
<b>TGP0010</b>	<b>Nat'l Cultural HistPresv(0865)</b>	<b>-2,208,449.84</b>		
RXFR	Transfer (Regular)	70,198.06	221,405.53	
SDIS	Distribution (Special Fund)	0.00	211,704.64	
SPEC	Special Reversing Entry	221,405.53	2,928.09	
WARR	Warrants	147,519.24	0.00	
				<b>-2,205,365.27</b>
<b>TGS0800</b>	<b>Geographic Info Syst 296/09</b>	<b>-416,075.05</b>		
RCPT	Receipt	0.00	11.64	
WARR	Warrants	46,709.50	0.00	
				<b>-369,377.19</b>
<b>TGT0000</b>	<b>AR Natural/Cultural Resources</b>	<b>-14,470,966.58</b>		
RXFR	Transfer (Regular)	25,711.13	1,773,530.50	
SDIS	Distribution (Special Fund)	0.00	1,693,636.97	
SPEC	Special Reversing Entry	1,773,530.50	25,711.13	
				<b>-16,164,603.55</b>
<b>TGT0100</b>	<b>AR Natural/Cultural Resources</b>	<b>-50,133.77</b>		
RCPT	Receipt	0.00	35.02	
RXFR	Transfer (Regular)	50,133.00	50,133.00	
				<b>-50,168.79</b>
<b>TGT0200</b>	<b>AR Natural/Cultural Resources</b>	<b>-67,321.73</b>		
RXFR	Transfer (Regular)	6,173.08	0.00	
WARR	Warrants	420.00	0.00	
				<b>-60,728.65</b>
<b>TGT1701</b>	<b>17 NCRC DO (0865)</b>	<b>-51,024.40</b>		
WARR	Warrants	7,871.00	0.00	
				<b>-43,153.40</b>
<b>TGT1702</b>	<b>17 NCRC DCC (0865)</b>	<b>-150,737.90</b>		
RXFR	Transfer (Regular)	0.00	100,000.00	
WARR	Warrants	11,145.06	0.00	
				<b>-239,592.84</b>
<b>TGT1704</b>	<b>17 NCRC OSH (0865)</b>	<b>-657,784.75</b>		
WARR	Warrants	8,718.86	0.00	
				<b>-649,065.89</b>
<b>TGT1705</b>	<b>17 NCRC HP (0865)</b>	<b>-216,358.27</b>		
WARR	Warrants	46,228.50	0.00	
				<b>-170,129.77</b>
<b>TGT1706</b>	<b>17 NCRC NHC (0865)</b>	<b>-126,354.34</b>		
WARR	Warrants	123,459.34	0.00	
				<b>-2,895.00</b>
<b>TGT1707</b>	<b>17 NCRC HAM (0865)</b>	<b>-409,111.50</b>		
WARR	Warrants	2,050.00	0.00	
				<b>-407,061.50</b>
<b>TGT1709</b>	<b>17 NCRC MT (0865)</b>	<b>-86,816.57</b>		
WARR	Warrants	78,217.10	0.00	
				<b>-8,599.47</b>
<b>TGT1710</b>	<b>17 NCRC Parks (0900)</b>	<b>-1,334,735.90</b>		
RXFR	Transfer (Regular)	0.00	500,000.00	
WARR	Warrants	221,812.47	0.00	
				<b>-1,612,923.43</b>
<b>TGT1711</b>	<b>17 NCRC SAU (0105)</b>	<b>-43,912.37</b>		



### Fund Transaction by Type

Start Date:12/1/17 End Date:12/31/17

Fund	Fund Description	Beginning Balance		Ending Balance
Type	Type Description	Debits	Credits	
RXFR	Transfer (Regular)	0.00	106,087.63	
				<b>-150,000.00</b>
<b>TGT1721</b>	<b>17 NCRC DFA/DBA (0615)</b>	<b>-343,451.00</b>		
WARR	Warrants	9,273.62	0.00	
				<b>-334,177.38</b>
<b>TGT1725</b>	<b>17 NCRC UCA (0165)</b>	<b>-72,474.97</b>		
WARR	Warrants	69,111.57	0.00	
				<b>-3,363.40</b>
<b>TGT1801</b>	<b>NCRC 18-001 Parks Impr (0900)</b>	<b>-918,946.84</b>		
RXFR	Transfer (Regular)	0.00	200,000.00	
WARR	Warrants	204,087.67	0.00	
				<b>-914,859.17</b>
<b>TGT1804</b>	<b>NCRC 18-004 House (0002)</b>	<b>-600,106.37</b>		
WARR	Warrants	237,854.95	0.00	
				<b>-362,251.42</b>
<b>TGT1806</b>	<b>NCRC 18-006 SAU (0105)</b>	<b>0.00</b>		
RXFR	Transfer (Regular)	0.00	51,568.10	
				<b>-51,568.10</b>
<b>TGT1812</b>	<b>NCRC 18-012 School for Deaf</b>	<b>0.00</b>		
RXFR	Transfer (Regular)	0.00	3,502.49	
				<b>-3,502.49</b>
<b>TGT1814</b>	<b>NCRC 18-014 ASU (0125)</b>	<b>-57,430.22</b>		
RXFR	Transfer (Regular)	0.00	537.42	
				<b>-57,967.64</b>
<b>TGT1823</b>	<b>NCRC 18-023 School for Blind</b>	<b>0.00</b>		
RXFR	Transfer (Regular)	0.00	2,343.75	
				<b>-2,343.75</b>
<b>TGT1824</b>	<b>NCRC 18-023 HSU (0100)</b>	<b>0.00</b>		
RXFR	Transfer (Regular)	0.00	56,500.17	
				<b>-56,500.17</b>
<b>TGT1852</b>	<b>NCRC 18-005 HPP (0865)</b>	<b>-278,901.05</b>		
WARR	Warrants	17,290.00	0.00	
				<b>-261,611.05</b>
<b>TGT1853</b>	<b>NCRC 18-005 NHC (0865)</b>	<b>-982,819.18</b>		
RXFR	Transfer (Regular)	5,618.28	0.00	
WARR	Warrants	208,898.48	0.00	
				<b>-768,302.42</b>
<b>TGT1854</b>	<b>NCRC 18-005 ASA (0865)</b>	<b>-151,629.21</b>		
WARR	Warrants	5,725.82	0.00	
				<b>-145,903.39</b>
<b>TGT1856</b>	<b>NCRC 18-005 DCC</b>	<b>0.00</b>		
RXFR	Transfer (Regular)	0.00	200,000.00	
				<b>-200,000.00</b>
<b>TGT1857</b>	<b>NCRC 18-005 HAM (0865)</b>	<b>-67,435.45</b>		
WARR	Warrants	7,827.40	0.00	
				<b>-59,608.05</b>
<b>TGT1859</b>	<b>NCRC 18-005 OSH (0865)</b>	<b>-93,164.15</b>		
RXFR	Transfer (Regular)	0.00	100,000.00	
WARR	Warrants	7,524.41	0.00	
				<b>-185,639.74</b>

### Fund Transaction by Type

Start Date:12/1/17 End Date:12/31/17

Fund	Fund Description	Beginning Balance		Ending Balance
Type	Type Description	Debits	Credits	
<b>TGT9700</b>	<b>DAH-NCRC FY01 Grnts</b>	<b>-3,221,759.67</b>		
RCPT	Receipt	0.00	813.17	
RXFR	Transfer (Regular)	1,870,039.63	1,163,952.00	
				<b>-2,516,485.21</b>
<b>TGT9800</b>	<b>DAH-NCRC FY02 Grnts</b>	<b>-16,069,744.31</b>		
RCPT	Receipt	0.00	40,076.18	
RXFR	Transfer (Regular)	13,107,625.93	12,493,174.00	
				<b>-15,495,368.56</b>
<b>THL0100</b>	<b>State Health Bldg/Local Grant</b>	<b>-1,432,887.24</b>		
RCPT	Receipt	0.00	90.00	
WARR	Warrants	28,409.32	0.00	
				<b>-1,404,567.92</b>
<b>THS0000</b>	<b>Hazardous Substance Remedi</b>	<b>-8,007,897.07</b>		
RCPT	Receipt	0.00	45,516.42	
RXFR	Transfer (Regular)	5,002,364.29	5,000,000.00	
WARR	Warrants	31,316.19	0.00	
				<b>-8,019,733.01</b>
<b>TIE0100</b>	<b>Insurance Continuing Ed</b>	<b>-1,832,756.60</b>		
CTAX	Claims & Taxes	100.00	0.00	
RADJ	Receipt Adjustment	0.00	15,724.00	
RCPT	Receipt	0.00	170.00	
				<b>-1,848,550.60</b>
<b>TIF0100</b>	<b>Insurance Fraud Investig Div</b>	<b>-1,530,324.23</b>		
RCPT	Receipt	0.00	13,000.00	
WARR	Warrants	3,114.51	0.00	
				<b>-1,540,209.72</b>
<b>TIP0100</b>	<b>Insurance Prepaid Oprs</b>	<b>-746,889.16</b>		
RCPT	Receipt	0.00	500.00	
RXFR	Transfer (Regular)	17,633.16	0.00	
WARR	Warrants	2,402.92	0.00	
				<b>-727,353.08</b>
<b>TIP0200</b>	<b>Ins Prepaid Trust-Recv Prg</b>	<b>-809,795.54</b>		
RCPT	Receipt	0.00	220.00	
WARR	Warrants	4,145.00	0.00	
				<b>-805,870.54</b>
<b>TJW0100</b>	<b>Workers' Compensation</b>	<b>-7,087,084.80</b>		
RCPT	Receipt	0.00	40,363.08	
RXFR	Transfer (Regular)	11,986,741.19	11,484,891.67	
WARR	Warrants	132,888.91	0.00	
				<b>-6,492,709.45</b>
<b>TLP0100</b>	<b>Landfill Post Closure</b>	<b>-11,771,489.59</b>		
RCPT	Receipt	0.00	8,732.88	
RXFR	Transfer (Regular)	7,515,521.16	7,500,000.00	
WARR	Warrants	1,192,773.35	0.00	
				<b>-10,571,927.96</b>
<b>TLR0000</b>	<b>Land Reclamation</b>	<b>-549,784.98</b>		
RCPT	Receipt	0.00	585.34	
RXFR	Transfer (Regular)	900,000.00	900,000.00	
				<b>-550,370.32</b>
<b>TLT0100</b>	<b>Long Term Care Trust</b>	<b>-10,792,390.74</b>		
COFF	Checks Charged Off	5,000.00	0.00	

### Fund Transaction by Type

Start Date:12/1/17

End Date:12/31/17

Fund	Fund Description	Beginning Balance		Ending Balance
Type	Type Description	Debits	Credits	
RCPT	Receipt	0.00	197,738.97	
				<b>-10,985,129.71</b>
<b>TMI0000</b>	<b>Muti-Agency Ins Trust</b>	<b>-18,379,673.99</b>		
WARR	Warrants	51,536.42	0.00	
				<b>-18,328,137.57</b>
<b>TMP0000</b>	<b>Medicaid Trust</b>	<b>-42,609,664.36</b>		
GDIS	Distribution (General Fund)	0.00	286,970.03	
RCPT	Receipt	0.00	3,397,892.28	
RXFR	Transfer (Regular)	6,440.68	0.00	
				<b>-46,288,085.99</b>
<b>TMP0300</b>	<b>AR Medicaid Qualtiy Assuranc</b>	<b>-1,881,429.76</b>		
COFF	Checks Charged Off	274,519.25	5,000.00	
RCPT	Receipt	0.00	8,921,463.50	
RXFR	Transfer (Regular)	7,318,729.81	0.00	
				<b>-3,214,644.20</b>
<b>TMP0400</b>	<b>Intermed Care Provid 433/09</b>	<b>-4,701,351.81</b>		
RCPT	Receipt	0.00	1,089,046.68	
RXFR	Transfer (Regular)	2,433,210.14	0.00	
				<b>-3,357,188.35</b>
<b>TMP0500</b>	<b>Hospital Assessment Act 562/</b>	<b>-35,003,461.94</b>		
RCPT	Receipt	0.00	9,432,869.58	
				<b>-44,436,331.52</b>
<b>TMR0000</b>	<b>State Police Retirement</b>	<b>-906.87</b>		
RCPT	Receipt	0.00	194,025.13	
RXFR	Transfer (Regular)	0.00	81,209.70	
WARR	Warrants	275,200.67	0.00	
				<b>-941.03</b>
<b>TOD0000</b>	<b>Organ Donor Aware Ed</b>	<b>-1,389.60</b>		
RXFR	Transfer (Regular)	0.00	1,060.89	
SDIS	Distribution (Special Fund)	0.00	1,018.31	
SPEC	Special Reversing Entry	1,050.89	0.00	
WARR	Warrants	1,389.60	0.00	
				<b>-1,028.31</b>
<b>TPC0100</b>	<b>Court Awards</b>	<b>-866,222.88</b>		
RXFR	Transfer (Regular)	4,529.27	0.00	
WARR	Warrants	2,900.47	0.00	
				<b>-858,793.14</b>
<b>TPE0000</b>	<b>ADEQ Fee Act 1281/07</b>	<b>-2,943,500.23</b>		
RCPT	Receipt	0.00	787,105.51	
RXFR	Transfer (Regular)	2,826,701.20	2,500,000.00	
SDIS	Distribution (Special Fund)	0.00	766,650.14	
SPEC	Special Reversing Entry	778,720.30	0.00	
WARR	Warrants	79,876.21	0.00	
				<b>-3,311,958.17</b>
<b>TPET500</b>	<b>ADEQ Title 5 Air Act 1281/07</b>	<b>-15,424,729.98</b>		
RCPT	Receipt	0.00	861,705.66	
RXFR	Transfer (Regular)	26,278,466.43	26,000,000.00	
SDIS	Distribution (Special Fund)	0.00	839,545.37	
SPEC	Special Reversing Entry	852,763.20	0.00	
WARR	Warrants	107,298.12	0.00	
				<b>-15,887,453.26</b>

### Fund Transaction by Type

Start Date:12/1/17 End Date:12/31/17

Fund	Fund Description	Beginning Balance		Ending Balance
Type	Type Description	Debits	Credits	
<b>TPF0100</b>	<b>Hwy Oprs-142</b>	<b>-3,573,822.46</b>		
RXFR	Transfer (Regular)	195.61	588,201.41	
SDIS	Distribution (Special Fund)	0.00	569,777.62	
SPEC	Special Reversing Entry	588,201.41	195.61	
WARR	Warrants	14,974.60	0.00	
				<b>-4,128,625.48</b>
<b>TPP0000</b>	<b>Performance Partner Trust</b>	<b>-266,362.05</b>		
RCPT	Receipt	0.00	111.78	
RXFR	Transfer (Regular)	250,000.00	250,000.00	
WARR	Warrants	1,673.72	0.00	
				<b>-264,800.11</b>
<b>TPR0100</b>	<b>Real Prop Tax Redistribution</b>	<b>-60,609,854.91</b>		
RCPT	Receipt	0.00	1,926.04	
RXFR	Transfer (Regular)	20,839,428.20	45,287,598.50	
SDIS	Distribution (Special Fund)	0.00	23,692,143.35	
SPEC	Special Reversing Entry	45,289,524.54	20,839,428.20	
WARR	Warrants	929,216.64	0.00	
				<b>-83,372,781.62</b>
<b>TPS0000</b>	<b>Public School Insurance Act 7</b>	<b>-16,030,592.49</b>		
RCPT	Receipt	0.00	2,124.35	
WARR	Warrants	206,049.27	0.00	
				<b>-15,826,667.57</b>
<b>TPT0000</b>	<b>Petroleum Storage Tank Trust</b>	<b>-26,829,913.82</b>		
RCPT	Receipt	0.00	23,287.67	
RXFR	Transfer (Regular)	20,038,383.91	20,605,357.91	
WARR	Warrants	323,230.58	0.00	
				<b>-27,096,944.91</b>
<b>TPW0100</b>	<b>Waste Wtr Abmnt Bnds-(455)</b>	<b>-35,315.48</b>		
RXFR	Transfer (Regular)	9,402.04	0.00	
WARR	Warrants	2,100.00	0.00	
				<b>-23,813.44</b>
<b>TPW2800</b>	<b>Go Bond Series 2010B</b>	<b>-150,902.18</b>		
RCPT	Receipt	0.00	90,703.00	
RXFR	Transfer (Regular)	193,709.18	0.00	
				<b>-47,896.00</b>
<b>TPW2900</b>	<b>Go Bond Series 2010C</b>	<b>-18,372.00</b>		
RCPT	Receipt	0.00	113,640.00	
RXFR	Transfer (Regular)	95,268.00	0.00	
				<b>-36,744.00</b>
<b>TPW3000</b>	<b>ANRC GO RefundBonds (0455)</b>	<b>-565,694.06</b>		
RCPT	Receipt	0.00	555,056.84	
RXFR	Transfer (Regular)	870,313.14	242.74	
				<b>-250,680.50</b>
<b>TPW3100</b>	<b>ANRC GO Refunding Bonds</b>	<b>0.00</b>		
RCPT	Receipt	0.00	922,831.00	
RXFR	Transfer (Regular)	922,831.00	0.00	
				<b>0.00</b>
<b>TPW3300</b>	<b>WaterWasteDisposal GO Bd (0</b>	<b>-195,440.00</b>		
RCPT	Receipt	0.00	675,000.00	
RXFR	Transfer (Regular)	781,216.00	0.00	
				<b>-89,224.00</b>

### Fund Transaction by Type

Start Date:12/1/17

End Date:12/31/17

Fund	Fund Description	Beginning Balance		Ending Balance
Type	Type Description	Debits	Credits	
<b>TPW3400</b>	<b>WtrWaste GO Bds 14 B (0455)</b>	<b>-3,495,370.28</b>		
RCPT	Receipt	0.00	165,918.00	
RXFR	Transfer (Regular)	331,836.00	0.00	
WARR	Warrants	156,722.00	0.00	
				<b>-3,172,730.28</b>
<b>TPW3500</b>	<b>Water, Waste Disp GO Bond 21</b>	<b>-59,250.20</b>		
RCPT	Receipt	0.00	1,240,909.00	
RXFR	Transfer (Regular)	1,275,873.20	0.00	
				<b>-24,286.00</b>
<b>TPW3700</b>	<b>Waste,Water Disp GO Bond 20</b>	<b>0.00</b>		
RCPT	Receipt	0.00	665,464.00	
RXFR	Transfer (Regular)	665,464.00	0.00	
				<b>0.00</b>
<b>TPX0000</b>	<b>Waste Water Pollution Bonds</b>	<b>-18,914,145.56</b>		
LCRT	General Letter of Cert	0.00	1,200,000.00	
RXFR	Transfer (Regular)	8,619,977.89	8,000,000.00	
				<b>-19,494,167.67</b>
<b>TPX2700</b>	<b>Treasury CGO 2010A (0069)</b>	<b>-38.49</b>		
RXFR	Transfer (Regular)	0.00	31,636.51	
				<b>-31,675.00</b>
<b>TPX2800</b>	<b>Treas CGO Bonds 2010B (0069)</b>	<b>-263.66</b>		
RXFR	Transfer (Regular)	0.00	247,185.09	
				<b>-247,448.75</b>
<b>TPX2900</b>	<b>Treas CGO Bonds 2010C (0069)</b>	<b>-64.85</b>		
RXFR	Transfer (Regular)	0.00	95,268.00	
				<b>-95,332.85</b>
<b>TPX3000</b>	<b>WaterWaste Disposal Bond (01)</b>	<b>-245.13</b>		
RXFR	Transfer (Regular)	500,000.00	1,370,313.14	
				<b>-870,558.27</b>
<b>TPX3100</b>	<b>Water Waste Disposal Bonds0</b>	<b>-124.96</b>		
RXFR	Transfer (Regular)	200,000.00	1,122,831.00	
				<b>-922,955.96</b>
<b>TPX3200</b>	<b>ANRC Var Water/Pollu Prog 00</b>	<b>-220.12</b>		
RXFR	Transfer (Regular)	0.00	279,121.13	
				<b>-279,341.25</b>
<b>TPX3300</b>	<b>Water Waste Disposal GO 201</b>	<b>-32.59</b>		
RXFR	Transfer (Regular)	600,000.00	1,381,216.00	
				<b>-781,248.59</b>
<b>TPX3400</b>	<b>WWD 2014B</b>	<b>-191.78</b>		
RXFR	Transfer (Regular)	100,000.00	431,836.00	
				<b>-332,027.78</b>
<b>TPX3500</b>	<b>2016A ANRC REFUNDING BOI</b>	<b>-136.03</b>		
RXFR	Transfer (Regular)	600,000.00	1,875,873.20	
				<b>-1,276,009.23</b>
<b>TPX3600</b>	<b>Waste,Water Dis GO Bond 201</b>	<b>-0.41</b>		
RXFR	Transfer (Regular)	0.00	255,744.34	
				<b>-255,744.75</b>
<b>TPX3700</b>	<b>Waste,Water Dis GO Bond 201</b>	<b>-355.80</b>		
RXFR	Transfer (Regular)	300,000.00	965,464.00	
				<b>-665,819.80</b>

### Fund Transaction by Type

Start Date:12/1/17 End Date:12/31/17

Fund	Fund Description	Beginning Balance		Ending Balance
Type	Type Description	Debits	Credits	
<b>TRR0000</b>	<b>AR State Hwy Emp Retirement</b>	<b>-590,728.90</b>		
RCPT	Receipt	0.00	9,388,360.57	
WARR	Warrants	9,398,848.60	0.00	
				<b>-580,240.87</b>
<b>TRS0000</b>	<b>Animal Resc/Shelter 692/09</b>	<b>0.00</b>		
RXFR	Transfer (Regular)	266.47	275.00	
SDIS	Distribution (Special Fund)	0.00	266.47	
SPEC	Special Reversing Entry	275.00	0.00	
				<b>0.00</b>
<b>TRS0100</b>	<b>Co/City Shelters 692/09</b>	<b>-457.85</b>		
RXFR	Transfer (Regular)	0.00	186.53	
				<b>-644.38</b>
<b>TRS0300</b>	<b>AEDC-RS Shelters (790)</b>	<b>-9,299.56</b>		
RXFR	Transfer (Regular)	0.00	79.94	
				<b>-9,379.50</b>
<b>TSB0100</b>	<b>Tobacco Settle Prog Int (0072)</b>	<b>-378,852.06</b>		
RCPT	Receipt	0.00	98,273.55	
				<b>-477,125.61</b>
<b>TSC0200</b>	<b>Tobacco Settl Comm-Oprs</b>	<b>-4,232,782.98</b>		
RXFR	Transfer (Regular)	8,398.39	0.00	
WARR	Warrants	31,362.36	0.00	
				<b>-4,193,022.23</b>
<b>TSD0100</b>	<b>Hlth-Prev &amp; Cessation Prg-(64)</b>	<b>-2,384,842.32</b>		
RCPT	Receipt	0.00	4,439.93	
RXFR	Transfer (Regular)	716,044.89	150.15	
WARR	Warrants	291,613.58	0.00	
				<b>-1,381,773.93</b>
<b>TSD0200</b>	<b>Tobacco Settlement Min Comr</b>	<b>-288,421.85</b>		
RXFR	Transfer (Regular)	0.00	500,000.00	
				<b>-788,421.85</b>
<b>TSE0100</b>	<b>Targeted St Needs Prg-Minorit</b>	<b>-3,548,319.80</b>		
RXFR	Transfer (Regular)	17,044.59	0.00	
WARR	Warrants	42,885.43	0.00	
				<b>-3,488,389.78</b>
<b>TSE0201</b>	<b>UAMS-322 Don Reynolds Ctr-(</b>	<b>-1,132,021.59</b>		
WARR	Warrants	250,600.00	0.00	
				<b>-881,421.59</b>
<b>TSE0202</b>	<b>UAMS School of Public Health</b>	<b>-1,493,295.07</b>		
WARR	Warrants	276,300.00	0.00	
				<b>-1,216,995.07</b>
<b>TSE0203</b>	<b>UAMS-368 Area Hlth Educ Ctr-</b>	<b>-981,627.22</b>		
WARR	Warrants	161,200.00	0.00	
				<b>-820,427.22</b>
<b>TSF0100</b>	<b>ASU-Jonesboro AR Biosci Ins</b>	<b>-1,763,789.24</b>		
WARR	Warrants	200,440.49	0.00	
				<b>-1,563,348.75</b>
<b>TSF0200</b>	<b>UAF-AR Biosci Inst Prg UAF</b>	<b>-1,216,966.91</b>		
WARR	Warrants	213,496.64	0.00	
				<b>-1,003,470.27</b>
<b>TSF0300</b>	<b>UAMS AR Biosci Inst Prg</b>	<b>-3,632,930.38</b>		

### Fund Transaction by Type

Start Date:12/1/17 End Date:12/31/17

Fund	Fund Description	Beginning Balance	Ending Balance
Type	Type Description	Debits	Credits
WARR	Warrants	261,293.00	0.00
			<b>-3,371,637.38</b>
<b>TSG0100</b>	<b>DHS DCO Medicaid Expansion</b>	<b>-47,363,067.48</b>	
RXFR	Transfer (Regular)	847,264.44	0.00
			<b>-46,515,803.04</b>
<b>TSI0100</b>	<b>State Insurance Dept Trust</b>	<b>-675,319.28</b>	
RXFR	Transfer (Regular)	62,466.00	0.00
WARR	Warrants	5,880.00	0.00
			<b>-606,973.28</b>
<b>TSI4500</b>	<b>State Insurance Dept Trust</b>	<b>-18,968,439.52</b>	
COFF	Checks Charged Off	170.00	0.00
CTAX	Claims & Taxes	13,455.00	0.00
RADJ	Receipt Adjustment	21,321.00	100.00
RCPT	Receipt	0.00	644,009.50
RXFR	Transfer (Regular)	636,704.40	0.00
SDIS	Distribution (Special Fund)	0.00	599,721.47
SPEC	Special Reversing Entry	644,109.50	34,946.00
WARR	Warrants	118,017.96	0.00
			<b>-18,813,438.63</b>
<b>TSP0000</b>	<b>ADED Super Projects</b>	<b>0.00</b>	
LCRT	General Letter of Cert	0.00	1,107,854.57
WARR	Warrants	1,107,854.57	0.00
			<b>0.00</b>
<b>TSR0000</b>	<b>AR Public Employees Retirem</b>	<b>-629,141.91</b>	
RCPT	Receipt	0.00	5,233,226.95
RXFR	Transfer (Regular)	320,558.47	452,458.12
WARR	Warrants	5,003,285.17	0.00
			<b>-990,983.34</b>
<b>TSU0000</b>	<b>Local Sales &amp; Use Tax</b>	<b>-116,023,594.97</b>	
RCPT	Receipt	0.00	68,417.04
RXFR	Transfer (Regular)	414,419,131.68	423,217,816.83
			<b>-124,890,697.16</b>
<b>TSU6900</b>	<b>Local Sales &amp; Use Tax-City &amp; (</b>	<b>-91,742.77</b>	
RXFR	Transfer (Regular)	0.00	100,816,343.35
WARR	Warrants	100,769,815.96	0.00
			<b>-138,270.16</b>
<b>TSW0100</b>	<b>Second Injury Trust</b>	<b>-1,444,112.88</b>	
RCPT	Receipt	0.00	1,316.67
RXFR	Transfer (Regular)	2,393,231.33	2,393,231.33
			<b>-1,445,429.55</b>
<b>TTR0100</b>	<b>Uniform Tax Rate Trust</b>	<b>0.00</b>	
RCPT	Receipt	0.00	70,600,496.18
WARR	Warrants	58,730,832.63	0.00
			<b>-11,869,663.55</b>
<b>TUC0100</b>	<b>Unemployment Compensation</b>	<b>-9,532,267.38</b>	
RCPT	Receipt	0.00	11,170.09
			<b>-9,543,437.47</b>
<b>TUT0000</b>	<b>Used Tire Recycling (0930)</b>	<b>-1,582,828.15</b>	
COFF	Checks Charged Off	560.50	0.00
RCPT	Receipt	0.00	446,926.14
RXFR	Transfer (Regular)	2,012,065.28	1,947,954.68

### Fund Transaction by Type

Start Date:12/1/17 End Date:12/31/17

Fund	Fund Description	Beginning Balance		Ending Balance
Type	Type Description	Debits	Credits	
SDIS	Distribution (Special Fund)	0.00	427,721.17	
SPEC	Special Reversing Entry	877,887.80	436,483.08	
TELL	Teller	3,690.21	0.00	
WARR	Warrants	396,059.95	0.00	
				<b>-1,551,649.48</b>
<b>TUW0100</b>	<b>Workers' Comp Revolving</b>	<b>-14,833,061.44</b>		
RCPT	Receipt	0.00	70,827.27	
RXFR	Transfer (Regular)	353.16	0.00	
WARR	Warrants	1,197,568.39	0.00	
				<b>-13,705,967.16</b>
<b>TWS0100</b>	<b>Solid Waste Mgmt/Recycling</b>	<b>-3,418,098.30</b>		
RCPT	Receipt	0.00	7,968.44	
RXFR	Transfer (Regular)	5,827,097.33	5,750,000.00	
SDIS	Distribution (Special Fund)	0.00	5,794.89	
SPEC	Special Reversing Entry	5,886.12	0.00	
WARR	Warrants	8,849.16	0.00	
				<b>-3,340,029.02</b>
<b>TWS0200</b>	<b>Solid Waste Mgmt/Recycling</b>	<b>-978,163.55</b>		
RCPT	Receipt	0.00	4.46	
RXFR	Transfer (Regular)	500,000.00	500,000.00	
SDIS	Distribution (Special Fund)	0.00	4.39	
SPEC	Special Reversing Entry	4.46	0.00	
				<b>-978,167.94</b>
<b>TWS0300</b>	<b>Solid Wast Mgmt/Recycl (0930)</b>	<b>-8,357,211.61</b>		
RCPT	Receipt	0.00	5,961.64	
RXFR	Transfer (Regular)	16,000,000.00	16,000,000.00	
				<b>-8,363,173.25</b>
<b>TWT0000</b>	<b>DWS Training</b>	<b>-3,056,647.74</b>		
RCPT	Receipt	0.00	45,386.45	
RXFR	Transfer (Regular)	168,000.00	168,000.00	
				<b>-3,102,034.19</b>
<b>TYS0000</b>	<b>Dept Of Human Svcs-Dys-Jaib</b>	<b>-813,888.40</b>		
RXFR	Transfer (Regular)	9,847.22	0.00	
				<b>-804,041.18</b>
<b>TYS0100</b>	<b>DHS-DYS-JAIBG Grnt</b>	<b>-4,642.46</b>		
RXFR	Transfer (Regular)	0.00	9,847.22	
WARR	Warrants	9,331.92	0.00	
				<b>-5,157.76</b>
<b>TZR0000</b>	<b>Employment Security Adv Int</b>	<b>-5,000,000.00</b>		
RCPT	Receipt	0.00	4,116.16	
				<b>-5,004,116.16</b>
<b>TZS0000</b>	<b>Dept WorkforceServSpec19-5-</b>	<b>-10,883,137.13</b>		
RCPT	Receipt	0.00	196,895.94	
RXFR	Transfer (Regular)	1,243,469.32	1,240,000.00	
WARR	Warrants	33,787.45	0.00	
				<b>-11,042,776.30</b>
<b>TZT0101</b>	<b>State Forestry Trust 19-5-927</b>	<b>-3,228,328.73</b>		
RCPT	Receipt	0.00	343,565.14	
SDIS	Distribution (Special Fund)	0.00	334,127.62	
SPEC	Special Reversing Entry	339,388.14	0.00	
				<b>-3,566,633.35</b>



Run Date:1/2/2018  
Run Time:11:35:22AM

### Fund Transaction by Type

Page: 106  
User: 0

Start Date:12/1/17

End Date:12/31/17

---

<b>Fund</b>	<b>Fund Description</b>	<b>Beginning Balance</b>		<b>Ending Balance</b>
<b>Type</b>	<b>Type Description</b>	<b>Debits</b>	<b>Credits</b>	

---

Run Date: 1/2/2018  
Run Time: 11:39:20AM

### Money Market Activity

Start Date: 12/29/2017      End Date: 12/29/2017

Page: 1  
User: 0

<u>Jnl. Entry</u>	<u>Ref #</u>	<u>Trx. Date</u>	<u>Ledger</u>	<u>Debit Amount</u>	<u>Credit Amount</u>		
<b><u>472 - Tobacco Program Pool</u></b>							
1391764	172701204	12/29/2017	472	7,091.67			
<b>Totals for:      472 - Tobacco Program Pool</b>				<b>Count:</b>	<b>1</b>	<b>7,091.67</b>	<b>0.00</b>
<b>Grand Total</b>				<b>Count:</b>	<b>1</b>	<b>7,091.67</b>	<b>0.00</b>

Run Date: 1/2/2018  
 Run Time: 11:40:45AM

### Money Market Activity

Start Date: 12/1/2017 End Date: 12/31/2017

Page: 1  
 User: 0

Jnl. Entry	Ref #	Trx. Date	Ledger	Debit Amount	Credit Amount	
<b><u>245 - Regions Federated Obligations</u></b>						
1386714	1814923	12/14/2017	245	39.09		
<b>Totals for: 245 - Regions Federated Obligations</b>				<b>Count: 1</b>	<b>39.09</b>	<b>0.00</b>
<b><u>275 - Nations Fund</u></b>						
1386713	1814922	12/14/2017	275	38.59		
<b>Totals for: 275 - Nations Fund</b>				<b>Count: 1</b>	<b>38.59</b>	<b>0.00</b>
<b><u>305 - Simmons Aim Funds</u></b>						
1386715	1814924	12/14/2017	305	42.61		
<b>Totals for: 305 - Simmons Aim Funds</b>				<b>Count: 1</b>	<b>42.61</b>	<b>0.00</b>
<b><u>470 - Money Management Trust Fund</u></b>						
1382080	172701103	12/1/2017	470		205,000,000.00	
1382523	172701101	12/4/2017	470	22,000,000.00		
1383310	182701202	12/6/2017	470	2,500,000.00		
1390455	174701201	12/22/2017	470		115,000,000.00	
1391267	1816026	12/28/2017	470	234,246.83		
<b>Totals for: 470 - Money Management Trust Fund</b>				<b>Count: 5</b>	<b>24,734,246.83</b>	<b>320,000,000.00</b>
<b><u>472 - Tobacco Program Pool</u></b>						
1382441	172701205	12/4/2017	472	12,583.96		
1382966	Correct Journal Entr	12/5/2017	472	601,125.00		
1383285	172701205	12/6/2017	472		686,590.80	
1385332	172701203	12/11/2017	472	15,008.17		
1386716	1814925	12/14/2017	472	249.26		
1387511	172701206	12/18/2017	472	1,101,774.31		
1388221	172701202	12/19/2017	472	10,450.00		
1388644	182701206	12/20/2017	472		1,300,000.00	
1390807	182701201	12/27/2017	472		72,436.27	
1390815	172701203	12/27/2017	472		18,434,517.50	
1390820	172701206	12/27/2017	472	20,000,000.00		
1391190	172701204	12/28/2017	472		958,944.63	
1391289	182701206	12/28/2017	472	24,592.22		
1391764	172701204	12/29/2017	472	7,091.67		
<b>Totals for: 472 - Tobacco Program Pool</b>				<b>Count: 14</b>	<b>21,772,874.59</b>	<b>21,452,489.20</b>
<b>Grand Total</b>				<b>Count: 22</b>	<b>46,507,241.71</b>	<b>341,452,489.20</b>

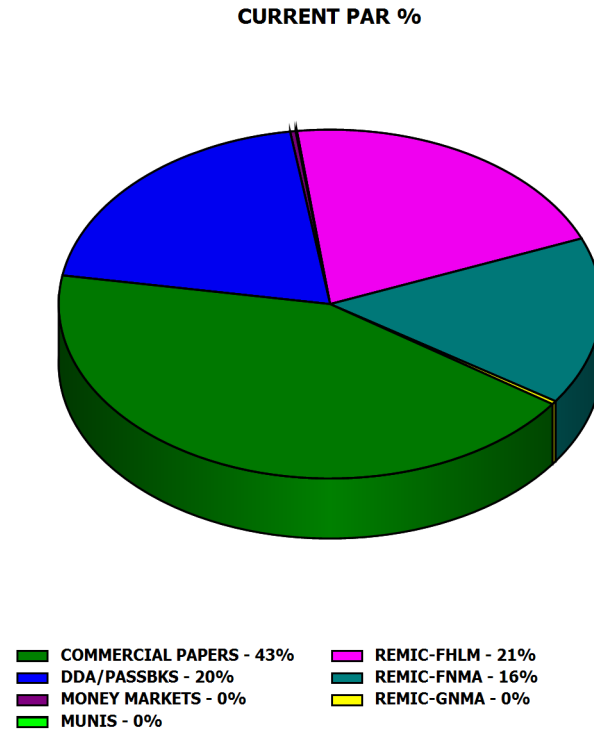
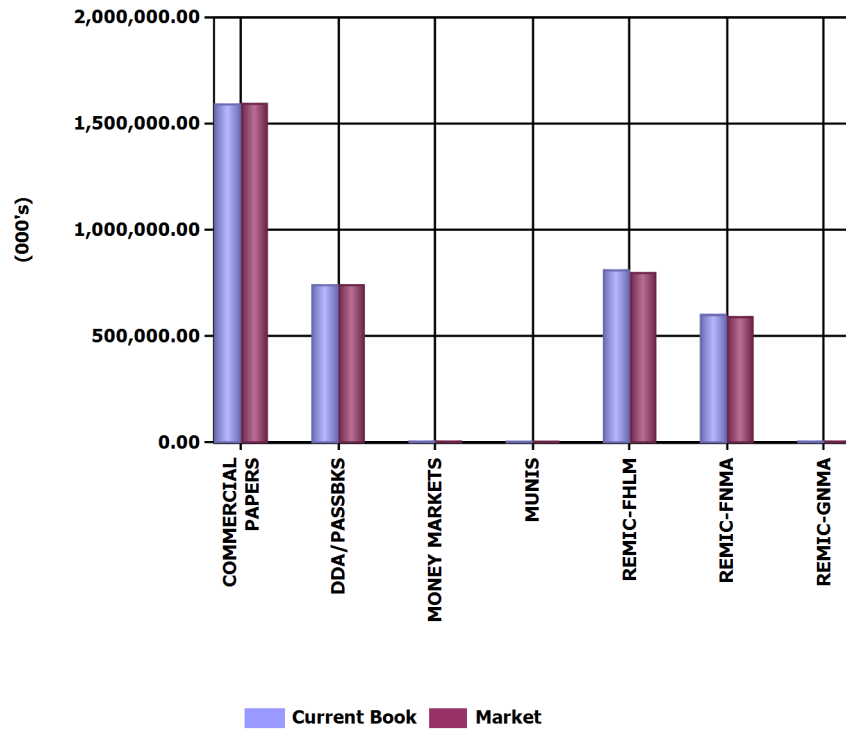


Run Date: 1/9/2018 7:54:59 AM

Investments Outstanding As Of Date: 12/31/2017

Assets (000's)	Current Par	Current Book	Current Market	Mkt/ Cur Book	Yield	WAL (Yr)	Mat (Yr)
COMMERCIAL PAPERS	1,600,136.00	1,597,207.09	1,598,881.04	100.10 %	1.87 %	.053	.053
DDA/PASSBKS	746,513.77	746,513.77	746,513.77	100.00 %	1.35 %	.003	.003
MONEY MARKETS	11,987.03	11,987.03	11,987.03	100.00 %	1.50 %	.003	.003
MUNIS	3,080.00	3,080.21	3,069.65	99.66 %	1.93 %	6.670	6.670
REMIC-FHLM	776,060.27	817,372.62	803,712.51	98.33 %	2.28 %	4.382	16.238
REMIC-FNMA	579,602.60	606,458.22	596,735.55	98.40 %	2.35 %	5.801	13.419
REMIC-GNMA	12,037.29	11,991.58	11,809.40	98.48 %	1.67 %	.916	2.334
<b>Totals (000's):</b>	<b>3,729,416.96</b>	<b>3,794,610.52</b>	<b>3,772,708.95</b>	<b>99.42 %</b>	<b>1.93 %</b>	<b>1.845</b>	<b>5.501</b>

PORTFOLIO ALLOCATION



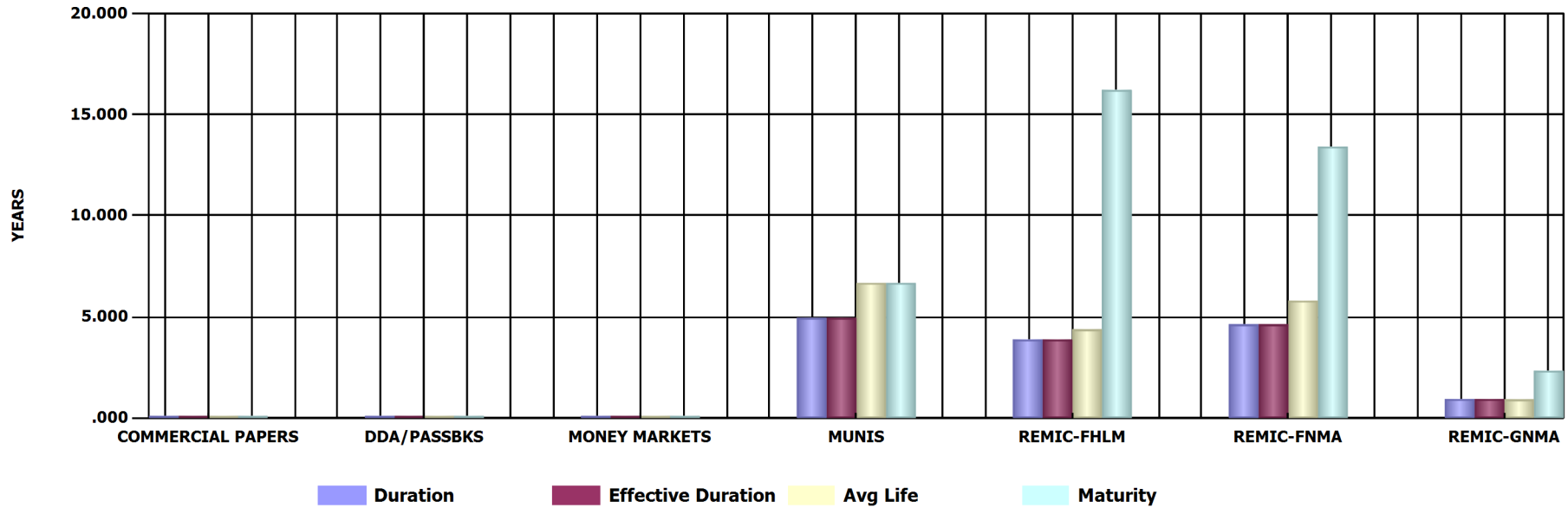


Run Date: 1/9/2018 7:54:59 AM

Investments Outstanding As Of Date: 12/31/2017

Assets (000's)	Current Par	Duration (Yr)	Effective Duration (Yr)	WAL (Yr)	Mat (Yr)
COMMERCIAL PAPERS	1,600,136.00	.053	.053	.053	.053
DDA/PASSBKS	746,513.77	.003	.003	.003	.003
MONEY MARKETS	11,987.03	.003	.003	.003	.003
MUNIS	3,080.00	4.958	4.958	6.670	6.670
REMIC-FHLM	776,060.27	3.883	3.883	4.382	16.238
REMIC-FNMA	579,602.60	4.630	4.630	5.801	13.419
REMIC-GNMA	12,037.29	.933	.933	.916	2.334
<b>Totals (000's):</b>	<b>3,729,416.96</b>	<b>1.558</b>	<b>1.558</b>	<b>1.845</b>	<b>5.501</b>

**MATURITY ANALYSIS**



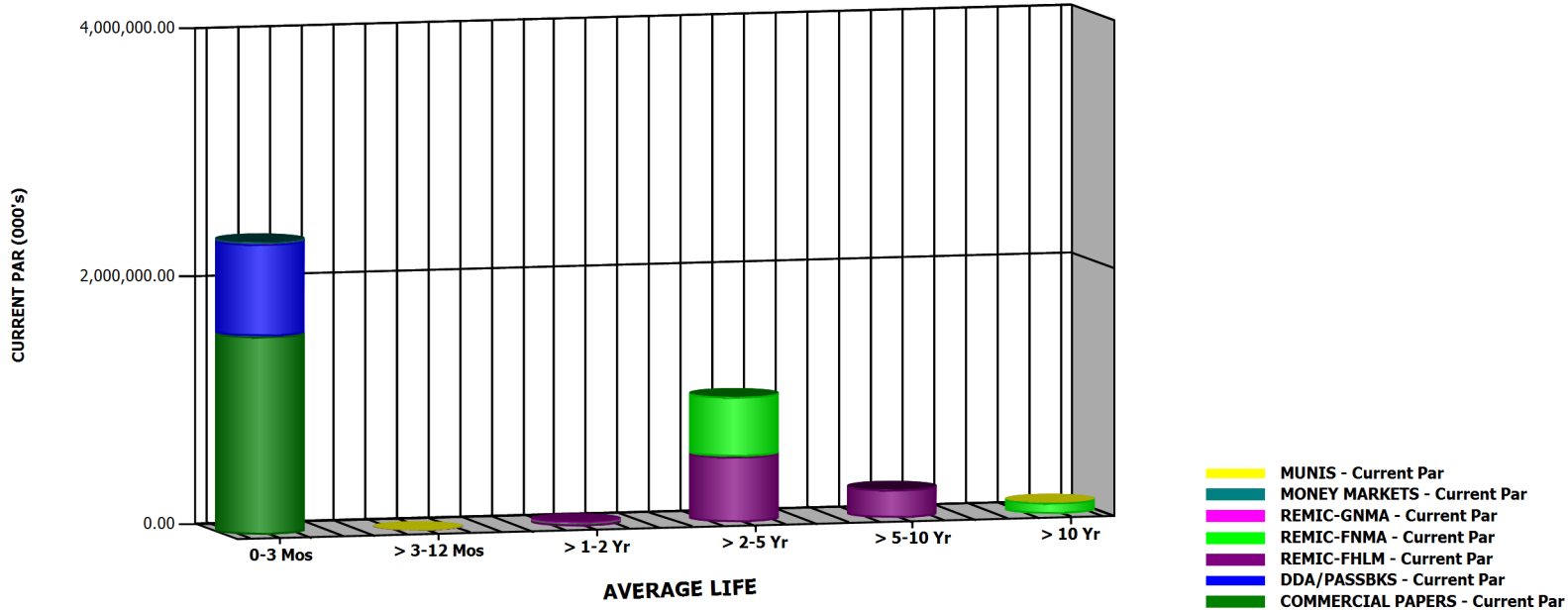


Run Date: 1/9/2018 7:54:59 AM

Investments Outstanding As Of Date: 12/31/2017

Current Par (000's)	0-3 Mos	> 3-12 Mos	> 1-2 Yr	> 2-5 Yr	> 5-10 Yr	> 10 Yr	Totals (000's)
COMMERCIAL PAPERS	1,600,136.00	0.00	0.00	0.00	0.00	0.00	1,600,136.00
DDA/PASSBKS	746,513.77	0.00	0.00	0.00	0.00	0.00	746,513.77
MONEY MARKETS	11,987.03	0.00	0.00	0.00	0.00	0.00	11,987.03
MUNIS	0.00	2,250.00	0.00	0.00	0.00	830.00	3,080.00
REMIC-FHLM	57.88	714.90	17,437.67	528,737.81	229,112.02	0.00	776,060.27
REMIC-FNMA	277.10	50.73	6,584.71	483,088.37	0.00	89,601.70	579,602.60
REMIC-GNMA	1,612.42	966.55	9,458.32	0.00	0.00	0.00	12,037.29
Totals (000's):	2,360,584.19	3,982.18	33,480.70	1,011,826.17	229,112.02	90,431.70	3,729,416.96

AVERAGE LIFE DISTRIBUTION



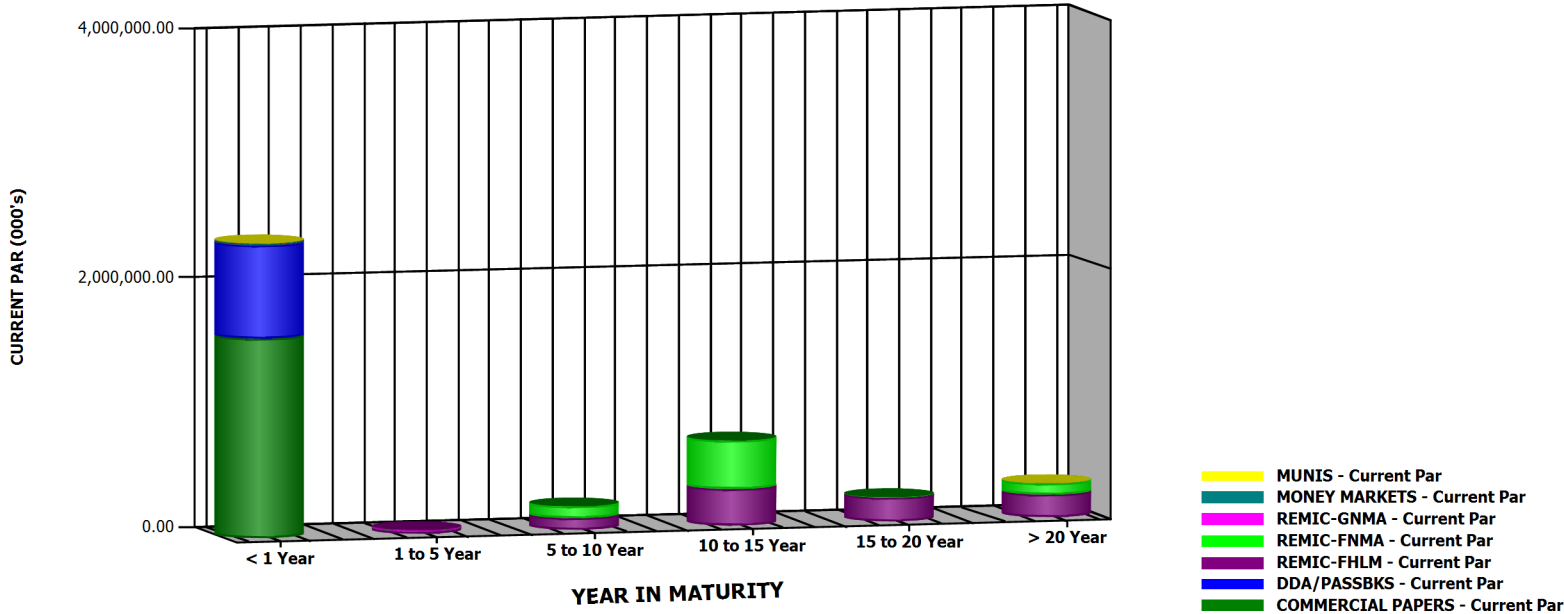


Run Date: 1/9/2018 7:54:59 AM

Investments Outstanding As Of Date: 12/31/2017

Current Par (000's)	< 1 Year	1 to 5 Year	5 to 10 Year	10 to 15 Year	15 to 20 Year	> 20 Year	Totals (000's)
COMMERCIAL PAPERS	1,600,136.00	0.00	0.00	0.00	0.00	0.00	1,600,136.00
DDA/PASSBKS	746,513.77	0.00	0.00	0.00	0.00	0.00	746,513.77
MONEY MARKETS	11,987.03	0.00	0.00	0.00	0.00	0.00	11,987.03
MUNIS	2,250.00	0.00	0.00	0.00	0.00	830.00	3,080.00
REMIC-FHLM	57.88	18,152.57	93,025.05	292,816.16	190,373.48	181,635.13	776,060.27
REMIC-FNMA	327.82	2,464.67	94,325.18	388,763.19	4,120.04	89,601.70	579,602.60
REMIC-GNMA	1,612.42	10,424.87	0.00	0.00	0.00	0.00	12,037.29
Totals (000's):	2,362,884.92	31,042.10	187,350.23	681,579.35	194,493.53	272,066.83	3,729,416.96

MATURITY DISTRIBUTION

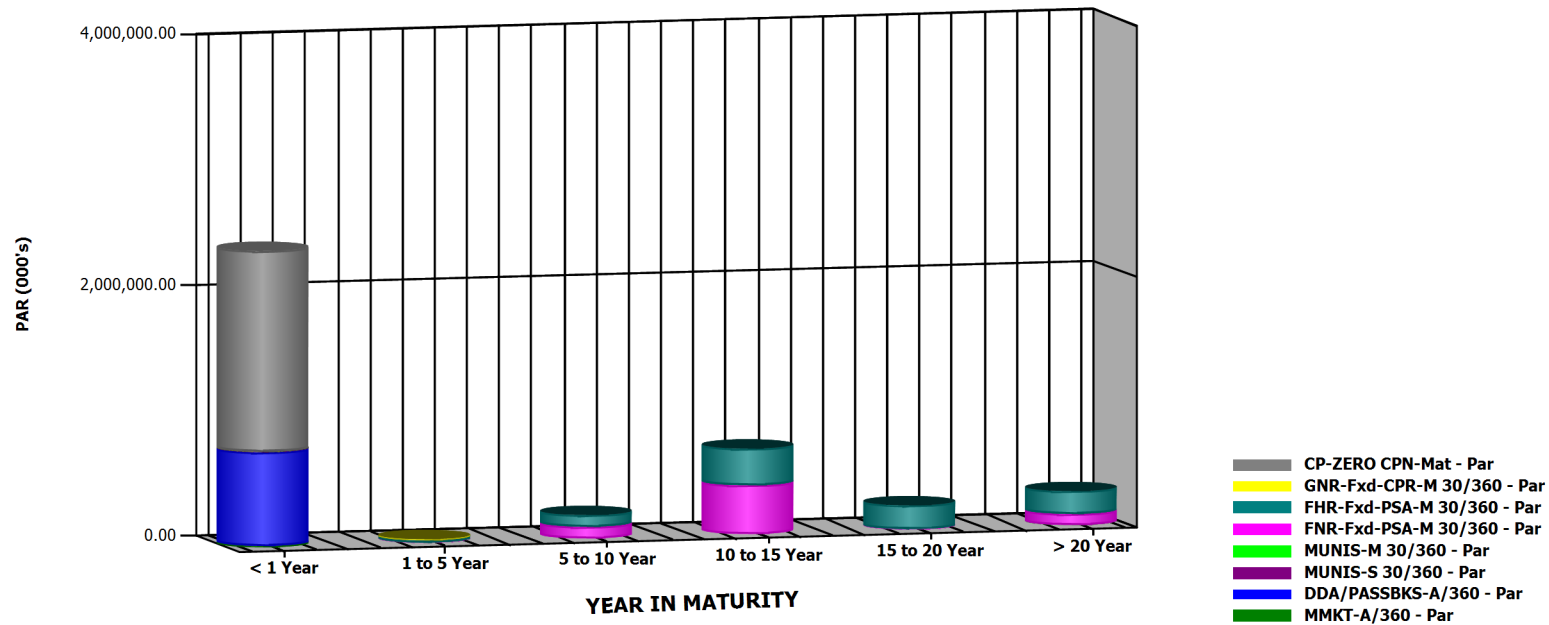




Run Date: 1/9/2018 7:54:59 AM

Investments Outstanding As Of Date: 12/31/2017

Par (000's)	< 1 Year	1 to 5 Year	5 to 10 Year	10 to 15 Year	15 to 20 Year	> 20 Year	Totals (000's)
COMMERCIAL PAPERS	1,600,136.00	0.00	0.00	0.00	0.00	0.00	1,600,136.00
DDA/PASSBKS	746,513.77	0.00	0.00	0.00	0.00	0.00	746,513.77
MONEY MARKETS	11,987.03	0.00	0.00	0.00	0.00	0.00	11,987.03
MUNIS	2,250.00	0.00	0.00	0.00	0.00	830.00	3,080.00
REMIC-FHLM	57.88	18,152.57	93,025.05	292,816.16	190,373.48	181,635.13	776,060.27
REMIC-FNMA	327.82	2,464.67	94,325.18	388,763.19	4,120.04	89,601.70	579,602.60
REMIC-GNMA	1,612.42	10,424.87	0.00	0.00	0.00	0.00	12,037.29
Totals (000's):	2,362,884.92	31,042.10	187,350.23	681,579.35	194,493.53	272,066.83	3,729,416.96







Run Date: 1/9/2018 7:54:59 AM

Investments Outstanding As Of Date: 12/31/2017

INVESTMENT PORTFOLIO - POSITION DETAIL

COMMERCIAL PAPERS	Moody's	S&P	CUSIP	Coupon Rate	YIELD	WAL	Durtn	Effect Durtn	Purchase Date	Maturity Date	Call Date	Current Par Value	Current Book Value	Market Price	Unrealized Gain/(Loss)
INTFND CP 01-08-18	P-2	A-2	4611K1A88	1.805	1.805	.022	.022	.022	11/16/2017	01/08/2018		3,100,000.00	3,094,110.00	99.970250	4,967.75
INTFND CP 01-02-18	P-2	A-2	4611K1A21	1.804	1.804	.005	.005	.005	11/17/2017	01/02/2018		180,000,000.00	179,712,000.00	99.995750	280,350.00
CATHIA CP 01-18-18	P-2	A-2	14918FAJ7	1.674	1.674	.049	.049	.049	11/29/2017	01/18/2018		10,050,000.00	10,027,622.00	99.927750	15,116.88
GLENPP 0 01-30-18			37790BAW1	1.705	1.705	.082	.082	.082	11/29/2017	01/30/2018		152,500,000.00	152,067,916.68	99.876750	244,127.07
WPPLN CP 01-02-18	P-2	A-2	98212KA29	1.703	1.703	.005	.005	.005	12/01/2017	01/02/2018		23,000,000.00	22,965,244.44	99.995750	33,778.06
BCHHKL 0 02-01-18			06120BB14	1.725	1.725	.088	.088	.088	12/04/2017	02/01/2018		100,000,000.00	99,718,111.11	99.868250	150,138.89
WPPLN 0 01-02-18			98212KA29	1.703	1.703	.005	.005	.005	12/01/2017	01/02/2018		16,700,000.00	16,674,764.45	99.995750	24,525.80
INTFND 0 01-02-18			4611K1A21	1.753	1.753	.005	.005	.005	12/01/2017	01/02/2018		3,600,000.00	3,594,400.00	99.995750	5,447.00
WPPLN 0 01-05-18			98212KA52	1.750	1.752	.014	.014	.014	12/08/2017	01/05/2018		14,575,000.00	14,555,161.81	99.983000	17,360.44
WPPLN CP 01-19-18	P-2	A-2	98212KAK9	1.804	1.804	.052	.052	.052	12/08/2017	01/19/2018		22,000,000.00	21,953,800.00	99.923500	29,370.00
SILVPP CP 01-05-18	P-1	A-2	82831NA51	1.702	1.702	.014	.014	.014	12/08/2017	01/05/2018		25,000,000.00	24,966,944.44	99.983000	28,805.56
SILVPP 0 01-05-18			82831NA51	1.702	1.702	.014	.014	.014	12/08/2017	01/05/2018		50,000,000.00	49,933,888.89	99.983000	57,611.11
WPPLN 0 02-23-18			98212KBP7	1.857	1.857	.148	.148	.148	12/08/2017	02/23/2018		20,000,000.00	19,920,861.11	99.774750	34,088.89
INTFND CP 03-08-18	P-2	A-2	4611K1C86	1.889	1.889	.184	.183	.183	12/11/2017	03/08/2018		5,500,000.00	5,475,011.67	99.715833	9,359.15
SILVPP 0 01-12-18			82831NAC6	1.803	1.803	.033	.033	.033	12/12/2017	01/12/2018		30,000,000.00	29,953,500.00	99.953250	32,475.00
SILVPP 0 01-12-18			82831NAC6	1.903	1.903	.033	.033	.033	12/13/2017	01/12/2018		22,000,000.00	21,965,166.66	99.953250	24,548.34
SILVPP 0 01-12-18			82831NAC6	1.903	1.903	.033	.033	.033	12/14/2017	01/12/2018		40,000,000.00	39,938,777.78	99.953250	42,522.22
SILVPP CP 01-12-18	P-1	A-2	82831NAC6	1.903	1.903	.033	.033	.033	12/15/2017	01/12/2018		3,500,000.00	3,494,827.78	99.953250	3,535.97
WPPLN CP 01-16-18	P-2	A-2	98212KAG8	1.804	1.804	.044	.044	.044	12/08/2017	01/16/2018		22,000,000.00	21,957,100.00	99.936250	28,875.00
SILVPP CP 01-12-18	P-1	A-2	82831NAC6	1.903	1.903	.033	.033	.033	12/15/2017	01/12/2018		9,500,000.00	9,485,961.11	99.953250	9,597.64
SPECEN 0 02-27-18			84757BBT0	2.008	2.008	.159	.159	.159	12/20/2017	02/27/2018		45,000,000.00	44,827,500.00	99.757750	63,487.50
WPPLN CP 01-19-18	P-2	A-2	98212KAK9	2.003	2.003	.052	.052	.052	12/21/2017	01/19/2018		61,000,000.00	60,901,722.22	99.923500	51,612.78
MAR 0 01-26-18			57163UAS5	2.004	2.004	.071	.071	.071	12/21/2017	01/26/2018		50,000,000.00	49,900,000.00	99.893750	46,875.00
GASCAP CP 02-16-18	P-2	A-2	8426EMBG9	1.956	1.956	.129	.129	.129	12/19/2017	02/16/2018		13,000,000.00	12,958,454.17	99.804500	16,130.83
MOLEXE 0 02-27-18			60856TBT1	2.008	2.008	.159	.159	.159	12/20/2017	02/27/2018		50,000,000.00	49,808,333.33	99.757750	70,541.67
SR CP 01-30-18	P-2	A-2	84858PAW1	2.356	2.356	.082	.082	.082	12/22/2017	01/30/2018		40,000,000.00	39,898,166.67	99.876750	52,533.33
CNPCHK 0 03-02-18			12623LC29	2.109	2.109	.167	.167	.167	12/22/2017	03/02/2018		100,000,000.00	99,591,666.67	99.741667	150,000.33
NICP 0 01-08-18			65478KA84	2.152	2.152	.022	.022	.022	12/22/2017	01/08/2018		75,975,000.00	75,897,864.27	99.970250	54,533.17
NICP CP 01-11-18	P-2	A-2	65478KAB7	2.150	2.153	.030	.030	.030	12/22/2017	01/11/2018		18,966,000.00	18,943,346.17	99.957500	14,593.28
AGACAP CP 01-02-18	P-1	A-2	00107MA29	1.800	1.800	.005	.005	.005	12/29/2017	01/02/2018		14,700,000.00	14,697,060.00	99.995750	2,315.25
CAFOPP CP 01-02-18			2198X3A23	1.740	1.740	.005	.005	.005	12/29/2017	01/02/2018		10,000,000.00	9,998,066.67	99.995750	1,508.33
DEW CP 01-04-18	P-2	A-2	24710SA41	1.851	1.851	.011	.011	.011	12/29/2017	01/04/2018		22,000,000.00	21,993,216.67	99.987250	3,978.33



Run Date: 1/9/2018 7:54:59 AM

Investments Outstanding As Of Date: 12/31/2017

INVESTMENT PORTFOLIO - POSITION DETAIL

COMMERCIAL PAPERS	Moody's	S&P	CUSIP	Coupon Rate	YIELD	WAL	Durtn	Effect Durtn	Purchase Date	Maturity Date	Call Date	Current Par Value	Current Book Value	Market Price	Unrealized Gain/(Loss)
CAFOPP CP 01-02-18			2198X3A23	1.740	1.740	.005	.005	.005	12/29/2017	01/02/2018		79,970,000.00	79,954,539.13	99.995750	12,062.15
MCKPP CP 01-12-18	P-2	A-2	58155LAC8	2.032	2.032	.033	.033	.033	12/29/2017	01/12/2018		58,000,000.00	57,954,212.22	99.953250	18,672.78
GRCHAR CP 01-12-18	P-1	A-1	38528LAC0	1.901	1.901	.033	.033	.033	12/29/2017	01/12/2018		58,500,000.00	58,456,775.00	99.953250	15,876.25
CAFOPP CP 01-02-18			2198X3A23	1.740	1.740	.005	.005	.005	12/29/2017	01/02/2018		150,000,000.00	149,971,000.00	99.995750	22,625.00
<b>Total Count 36</b>				<b>1.870</b>	<b>1.870</b>	<b>.053</b>	<b>.053</b>	<b>.053</b>				<b>1,600,136,000.00</b>	<b>1,597,207,093.12</b>	<b>99.921572</b>	<b>1,673,946.75</b>
DDA/PASSBKS	Moody's	S&P	CUSIP	Coupon Rate	YIELD	WAL	Durtn	Effect Durtn	Purchase Date	Maturity Date	Call Date	Current Par Value	Current Book Value	Market Price	Unrealized Gain/(Loss)
DDA-B of A 8756				.085	.085	.003	.003	.003	06/30/2016	01/01/2018		4,452,422.62	4,452,422.62	100.000000	0.00
DDA-Centennial 9655				1.432	1.432	.003	.003	.003	06/30/2016	01/01/2018		151,100,354.49	151,100,354.49	100.000000	0.00
DDA-Regions 6470				.081	.081	.003	.003	.003	06/30/2016	01/01/2018		631,859.07	631,859.07	100.000000	0.00
DDA-1st Security 0280				.641	.641	.003	.003	.003	06/30/2016	01/01/2018		7,550.61	7,550.61	100.000000	0.00
DDA-US Bank 0126				.034	.034	.003	.003	.003	06/30/2016	01/01/2018		104,155.63	104,155.63	100.000000	0.00
DDA-Bk of Ozarks 2322				1.358	1.358	.003	.003	.003	06/30/2016	01/01/2018		456,800,899.16	456,800,899.16	100.000000	0.00
DDA-Simmons 4368				1.258	1.258	.003	.003	.003	06/30/2016	01/01/2018		133,416,524.73	133,416,524.73	100.000000	0.00
DDA- Capital Bk				1.431	1.431	.003	.000	.000	10/18/2017	01/01/2018		0.00	0.00	.000000	0.00
<b>Total Count 8</b>				<b>1.346</b>	<b>1.346</b>	<b>.003</b>	<b>.003</b>	<b>.003</b>				<b>746,513,766.31</b>	<b>746,513,766.31</b>	<b>100.000000</b>	<b>0.00</b>
MONEY MARKETS	Moody's	S&P	CUSIP	Coupon Rate	YIELD	WAL	Durtn	Effect Durtn	Purchase Date	Maturity Date	Call Date	Current Par Value	Current Book Value	Market Price	Unrealized Gain/(Loss)
MMKT-RayJames Fed 1673				.916	.916	.003	.003	.003	06/30/2016	01/01/2018		51,252.93	51,252.93	100.000000	0.00
MMKT-BAML Fed 8405				.918	.918	.003	.003	.003	06/30/2016	01/01/2018		50,493.80	50,493.80	100.000000	0.00
MMKT-Invesco-Simns 4368				.940	.940	.003	.003	.003	06/30/2016	01/01/2018		54,458.64	54,458.64	100.000000	0.00
MMKT-Treasury Money Mgm				1.511	1.511	.003	.003	.003	06/30/2017	01/01/2018		11,830,828.85	11,830,828.85	100.000000	0.00
<b>Total Count 4</b>				<b>1.503</b>	<b>1.503</b>	<b>.003</b>	<b>.003</b>	<b>.003</b>				<b>11,987,034.22</b>	<b>11,987,034.22</b>	<b>100.000000</b>	<b>0.00</b>
MUNIS	Moody's	S&P	CUSIP	Coupon Rate	YIELD	WAL	Durtn	Effect Durtn	Purchase Date	Maturity Date	Call Date	Current Par Value	Current Book Value	Market Price	Unrealized Gain/(Loss)
MUNI-Russellville			782816AC6	2.000	1.461	.499	.498	.498	06/01/2016	07/01/2018		1,000,000.00	1,003,070.09	100.177000	-1,300.09
MUNI-AR DEV			04108NZ96	1.618	1.618	.751	.746	.746	06/01/2016	10/01/2018		1,250,000.00	1,250,000.00	99.383000	-7,712.50
MUNI-S.Carolina			83712TDA6	2.950	2.971	23.019	16.674	16.674	06/01/2016	01/01/2041		830,000.00	827,138.26	99.469000	-1,545.56
<b>Total Count 3</b>				<b>2.101</b>	<b>1.930</b>	<b>6.670</b>	<b>4.958</b>	<b>4.958</b>				<b>3,080,000.00</b>	<b>3,080,208.35</b>	<b>99.663968</b>	<b>-10,558.15</b>
REMIC-FHLM	Moody's	S&P	CUSIP	Coupon Rate	YIELD	WAL	Durtn	Effect Durtn	Purchase Date	Maturity Date	Call Date	Current Par Value	Current Book Value	Market Price	Unrealized Gain/(Loss)
FHR 4470 MC			3137BJDB6	2.000	1.998	4.744	4.351	4.351	10/01/2017	06/15/2044		12,123,852.76	12,124,649.74	98.113240	-229,544.98
FHR 4077 BA			3137ASAG9	2.000	2.705	2.509	2.380	2.380	10/01/2017	06/15/2027		794,386.17	781,086.39	97.208720	-8,873.76
FHR 4478 PC			3137BJ6P3	2.000	1.850	2.568	2.458	2.458	10/01/2017	04/15/2032		4,932,221.28	4,950,438.95	99.248810	-55,268.02



Run Date: 1/9/2018 7:54:59 AM

Investments Outstanding As Of Date: 12/31/2017

INVESTMENT PORTFOLIO - POSITION DETAIL

REMIC-FHLM	Moodys	S&P	CUSIP	Coupon Rate	YIELD	WAL	Durtn	Effect Durtn	Purchase Date	Maturity Date	Call Date	Current Par Value	Current Book Value	Market Price	Unrealized Gain/(Loss)
FHR 4403 CA			3137BEK45	3.000	2.488	4.166	3.797	3.797	10/01/2017	01/15/2038		24,671,026.53	25,150,893.75	99.646720	-567,025.02
FHR 4476 B			3137BJ3Q4	2.500	2.500	4.114	3.739	3.739	10/01/2017	09/15/2044		4,616,223.55	4,616,223.56	96.830100	-146,329.68
FHR 2574 HP			31393KYC3	5.000	3.130	.000	.041	.041	10/01/2017	02/15/2018		57,876.73	57,920.78	100.062500	-7.88
FHR 4413 HP			3137BFB67	3.500	1.319	1.466	1.457	1.457	10/01/2017	02/15/2022		17,437,668.35	17,994,767.99	101.359060	-320,111.26
FHR 4298 PG			3137B7QN2	3.000	2.294	2.532	2.423	2.423	10/01/2017	12/15/2025		5,583,857.70	5,679,671.51	100.760980	-53,321.77
FHR 4389 AB			3137BDMU7	3.000	2.496	2.957	2.790	2.790	10/01/2017	09/15/2027		7,996,815.40	8,109,590.04	99.918760	-119,271.25
FHR 2836 L			31395FAX2	4.500	1.678	.953	.965	.965	10/01/2017	05/15/2020		467,308.65	480,108.87	100.886000	-8,659.87
FHR 4550 TA			3137BN3B8	2.000	1.974	4.594	4.183	4.183	10/01/2017	11/15/2044		90,595,953.30	90,693,262.15	97.855920	-2,039,758.57
FHR 4387 KG			3137BDZX7	4.000	1.180	.476	.510	.510	10/01/2017	02/15/2019		247,589.19	251,164.12	100.325440	-2,769.18
FHR 4596 HA			3137BQNY9	3.000	2.289	3.389	3.156	3.156	10/01/2017	04/15/2031		86,953,932.47	88,909,388.08	97.880020	-3,798,861.59
FHR 4463 MG			3137BHGR2	3.000	2.343	3.372	3.172	3.172	10/01/2017	01/15/2028		298,559.82	304,803.03	100.033790	-6,142.33
FHR 4632 MA			3137BSS87	4.000	2.539	5.672	4.898	4.898	10/01/2017	01/15/2034		190,373,482.80	204,159,487.56	105.107530	-4,062,622.01
FHR 4634 MA			3137BSSL8	4.500	2.344	4.285	3.778	3.778	10/01/2017	05/15/2030		85,281,195.94	92,319,343.74	106.497430	-1,497,061.79
FHR 4634 MD			3137BSSN4	5.000	1.584	3.050	2.754	2.754	10/01/2017	11/15/2026		78,649,992.49	86,160,732.79	108.098230	-1,141,483.01
FHR 4630 MA			3137BSY98	4.000	2.538	4.382	3.884	3.884	10/01/2017	08/15/2029		99,048,957.89	104,735,433.61	105.955650	212,533.54
FHR 4632 MH			3137BSS80	4.000	2.682	5.495	4.563	4.563	10/01/2017	10/15/2053		38,738,538.51	41,070,701.75	105.991740	-11,050.73
FHR 3500 AB			31397YSV4	4.500	1.425	2.034	1.979	1.979	10/01/2017	08/15/2038		1,700,114.88	1,803,460.77	104.869610	-20,556.93
FHR 3966 VZ			3137AJXR0	4.000	2.925	4.217	3.767	3.767	10/01/2017	11/15/2041		9,189,420.96	9,562,082.78	106.257410	202,357.93
FHR 4657 JA			3137BVMP8	4.500	2.160	3.493	3.006	3.006	10/01/2017	08/15/2029		16,301,295.14	17,457,404.05	107.176310	13,722.56
Total	Count 22			3.707	2.284	4.382	3.883	3.883				776,060,270.51	817,372,616.01	103.563156	-13,660,105.60
REMIC-FNMA	Moodys	S&P	CUSIP	Coupon Rate	YIELD	WAL	Durtn	Effect Durtn	Purchase Date	Maturity Date	Call Date	Current Par Value	Current Book Value	Market Price	Unrealized Gain/(Loss)
FNR 2012-102 PA			3136A8SG6	4.500	2.787	2.869	2.674	2.674	10/01/2017	05/25/2029		3,042,330.66	3,182,250.03	102.909260	-51,410.06
FNR 2011-145 JA			3136A3AS0	4.500	.879	1.314	1.306	1.306	10/01/2017	11/25/2022		2,464,666.09	2,581,759.95	102.408530	-57,731.64
FNR 2009-88 CB			31398F3S8	4.500	.988	1.406	1.390	1.390	10/01/2017	05/25/2037		3,222,949.02	3,379,896.73	103.580870	-41,538.10
FNR 2013-116 YB			3136AG3J9	3.000	2.540	3.178	2.987	2.987	10/01/2017	09/25/2027		5,030,744.02	5,099,989.85	97.755860	-182,142.77
FNR 2004-60 JE			31394AWF9	5.500	.766	.163	.202	.202	10/01/2017	06/25/2018		277,095.28	279,746.39	100.654530	-837.44
FNR 2016-2 EZ			3136ARBM9	2.500	2.668	3.441	3.204	3.204	10/01/2017	01/25/2031		16,309,019.07	16,221,044.57	92.033070	-1,211,353.63
FNR 2009-47 MT			31396QHD4	7.000	-786	1.351	1.373	1.373	10/01/2017	01/25/2037		897,095.34	992,534.15	108.311800	-20,874.04
FNR 2010-83 AK			31398TUF6	3.000	1.258	.304	.337	.337	10/01/2017	10/25/2018		50,727.38	51,025.35	100.092100	-251.25
FNR 2016-93 NA			3136AUVL2	3.000	2.305	3.951	3.583	3.583	10/01/2017	03/25/2028		184,970,922.00	189,599,137.87	100.580840	-3,553,830.77
FNR 2016-94 AE			3136AULS8	4.500	.901	2.391	2.204	2.204	10/01/2017	07/25/2024		89,294,431.90	96,477,165.64	104.750230	-2,941,042.85
FNR 2016-98 A			3136AUP96	4.000	2.592	4.103	3.605	3.605	10/01/2017	08/25/2029		39,531,209.33	41,554,587.63	104.452340	-263,314.45



Run Date: 1/9/2018 7:54:59 AM

Investments Outstanding As Of Date: 12/31/2017

INVESTMENT PORTFOLIO - POSITION DETAIL

REMIC-FNMA	Moody's	S&P	CUSIP	Coupon Rate	YIELD	WAL	Durtn	Effect Durtn	Purchase Date	Maturity Date	Call Date	Current Par Value	Current Book Value	Market Price	Unrealized Gain/(Loss)
FNR 2016-98 DA			3136AUQ38	4.000	2.778	4.422	3.863	3.863	10/01/2017	01/25/2031		78,654,794.75	82,396,335.93	104.090620	-524,072.41
FNR 2017-5 PK			3136AVCP2	4.500	2.161	3.314	2.878	2.878	10/01/2017	01/15/2029		42,842,532.11	45,749,114.50	106.948750	70,438.06
FNR 2017-5 EY			3136AVCJ6	4.500	2.209	3.356	2.917	2.917	10/01/2017	12/25/2028		23,412,382.29	24,989,936.71	105.972650	-179,214.77
FNR 2017-102 PH			3136B0FF8	4.000	3.615	17.827	12.294	12.294	11/30/2017	12/25/2047		89,601,704.23	93,903,698.63	103.946910	-765,495.78
Total Count 15				3.777	2.349	5.801	4.630	4.630				579,602,603.47	606,458,223.93	102.955982	-9,722,671.90
REMIC-GNMA	Moody's	S&P	CUSIP	Coupon Rate	YIELD	WAL	Durtn	Effect Durtn	Purchase Date	Maturity Date	Call Date	Current Par Value	Current Book Value	Market Price	Unrealized Gain/(Loss)
GNR 2012-44 A			38378BRT8	2.170	.759	.075	.110	.110	10/01/2017	04/16/2018		1,612,421.80	1,614,931.37	99.368990	-12,684.11
GNR 2012-70 A			38378BUJ6	1.732	1.569	.830	.852	.852	10/01/2017	01/16/2020		966,550.26	967,892.63	98.503640	-15,805.44
GNR 2013 57 A			38378KGV5	1.350	1.835	1.068	1.081	1.081	10/01/2017	09/16/2020		9,458,318.21	9,408,751.46	97.851050	-153,687.78
Total Count 3				1.491	1.669	.916	.933	.933				12,037,290.27	11,991,575.46	98.106782	-182,177.33



Run Date: 1/9/2018 7:54:59 AM

Investments Outstanding As Of Date: 12/31/2017

INVENTORY BY MATURITY REPORT

CUSIP	Investment #	Fund	Issuer	Purchase Date	Current Book	Current Rate	Maturity Date	Maturity Amount	Total Days From Purc	Current Par	YTM	Days to Maturity
	1241	134050	MMKT-RayJames Fed 1673	06/30/2016	51,252.93	.916	01/01/2018	51,252.93	550	51,252.93	.916	1
	1242	134050	MMKT-BAML Fed 8405	06/30/2016	50,493.80	.918	01/01/2018	50,493.80	550	50,493.80	.918	1
	1243	134050	MMKT-Invesco-Simns 4368	06/30/2016	54,458.64	.940	01/01/2018	54,458.64	550	54,458.64	.940	1
	1245	134050	DDA-B of A 8756	06/30/2016	4,452,422.62	.085	01/01/2018	4,452,422.62	550	4,452,422.62	.085	1
	1247	134050	DDA-Centennial 9655	06/30/2016	151,100,354.49	1.432	01/01/2018	151,100,354.49	550	151,100,354.49	1.432	1
	1248	134050	DDA-Regions 6470	06/30/2016	631,859.07	.081	01/01/2018	631,859.07	550	631,859.07	.081	1
	1249	134050	DDA-1st Security 0280	06/30/2016	7,550.61	.641	01/01/2018	7,550.61	550	7,550.61	.641	1
	1250	134050	DDA-US Bank 0126	06/30/2016	104,155.63	.034	01/01/2018	104,155.63	550	104,155.63	.034	1
	1251	134050	DDA-Bk of Ozarks 2322	06/30/2016	456,800,899.16	1.358	01/01/2018	456,800,899.16	550	456,800,899.16	1.358	1
	1252	134050	DDA-Simmons 4368	06/30/2016	133,416,524.73	1.258	01/01/2018	133,416,524.73	550	133,416,524.73	1.258	1
	3139	134050	MMKT-Treasury Money Mgmt	06/30/2017	11,830,828.85	1.511	01/01/2018	11,830,828.85	185	11,830,828.85	1.511	1
	3325	134050	DDA- Capital Bk	10/18/2017	0.00	1.431	01/01/2018	0.00	75	0.00	1.431	1
4611K1A21	3518	134050	INTFND CP 01-02-18	11/17/2017	179,712,000.00	1.804	01/02/2018	180,000,000.00	46	180,000,000.00	1.804	2
98212KA29	3637	134050	WPPLN CP 01-02-18	12/01/2017	22,965,244.44	1.703	01/02/2018	23,000,000.00	32	23,000,000.00	1.703	2
98212KA29	3639	134050	WPPLN 0 01-02-18	12/01/2017	16,674,764.45	1.703	01/02/2018	16,700,000.00	32	16,700,000.00	1.703	2
4611K1A21	3642	134050	INTFND 0 01-02-18	12/01/2017	3,594,400.00	1.753	01/02/2018	3,600,000.00	32	3,600,000.00	1.753	2
00107MA29	4479	134050	AGACAP CP 01-02-18	12/29/2017	14,697,060.00	1.800	01/02/2018	14,700,000.00	4	14,700,000.00	1.800	2
2198X3A23	4480	134050	CAFOPP CP 01-02-18	12/29/2017	9,998,066.67	1.740	01/02/2018	10,000,000.00	4	10,000,000.00	1.740	2
2198X3A23	4482	134050	CAFOPP CP 01-02-18	12/29/2017	79,954,539.13	1.740	01/02/2018	79,970,000.00	4	79,970,000.00	1.740	2
2198X3A23	4485	134050	CAFOPP CP 01-02-18	12/29/2017	149,971,000.00	1.740	01/02/2018	150,000,000.00	4	150,000,000.00	1.740	2
24710SA41	4481	134050	DEW CP 01-04-18	12/29/2017	21,993,216.67	1.851	01/04/2018	22,000,000.00	6	22,000,000.00	1.851	4
98212KA52	3646	134050	WPPLN 0 01-05-18	12/08/2017	14,555,161.81	1.750	01/05/2018	14,575,000.00	28	14,575,000.00	1.752	5
82831NA51	3649	134050	SILVPP CP 01-05-18	12/08/2017	24,966,944.44	1.702	01/05/2018	25,000,000.00	28	25,000,000.00	1.702	5
82831NA51	3650	134050	SILVPP 0 01-05-18	12/08/2017	49,933,888.89	1.702	01/05/2018	50,000,000.00	28	50,000,000.00	1.702	5
4611K1A88	3503	134050	INTFND CP 01-08-18	11/16/2017	3,094,110.00	1.805	01/08/2018	3,100,000.00	53	3,100,000.00	1.805	8
65478KA84	3733	134050	NICP 0 01-08-18	12/22/2017	75,897,864.27	2.152	01/08/2018	75,975,000.00	17	75,975,000.00	2.152	8
65478KAB7	4478	134050	NICP CP 01-11-18	12/22/2017	18,943,346.17	2.150	01/11/2018	18,966,000.00	20	18,966,000.00	2.153	11
82831NAC6	3664	134050	SILVPP 0 01-12-18	12/12/2017	29,953,500.00	1.803	01/12/2018	30,000,000.00	31	30,000,000.00	1.803	12
82831NAC6	3667	134050	SILVPP 0 01-12-18	12/13/2017	21,965,166.66	1.903	01/12/2018	22,000,000.00	30	22,000,000.00	1.903	12
82831NAC6	3668	134050	SILVPP 0 01-12-18	12/14/2017	39,938,777.78	1.903	01/12/2018	40,000,000.00	29	40,000,000.00	1.903	12
82831NAC6	3675	134050	SILVPP CP 01-12-18	12/15/2017	3,494,827.78	1.903	01/12/2018	3,500,000.00	28	3,500,000.00	1.903	12
82831NAC6	3680	134050	SILVPP CP 01-12-18	12/15/2017	9,485,961.11	1.903	01/12/2018	9,500,000.00	28	9,500,000.00	1.903	12



Run Date: 1/9/2018 7:54:59 AM

Investments Outstanding As Of Date: 12/31/2017

INVENTORY BY MATURITY REPORT

CUSIP	Investment #	Fund	Issuer	Purchase Date	Current Book	Current Rate	Maturity Date	Maturity Amount	Total Days From Purc	Current Par	YTM	Days to Maturity
58155LAC8	4483	134050	MCKPP CP 01-12-18	12/29/2017	57,954,212.22	2.032	01/12/2018	58,000,000.00	14	58,000,000.00	2.032	12
38528LAC0	4484	134050	GRCHAR CP 01-12-18	12/29/2017	58,456,775.00	1.901	01/12/2018	58,500,000.00	14	58,500,000.00	1.901	12
98212KAG8	3676	134050	WPPLN CP 01-16-18	12/08/2017	21,957,100.00	1.804	01/16/2018	22,000,000.00	39	22,000,000.00	1.804	16
14918FAJ7	3570	134050	CATHIA CP 01-18-18	11/29/2017	10,027,622.00	1.674	01/18/2018	10,050,000.00	50	10,050,000.00	1.674	18
98212KAK9	3648	134050	WPPLN CP 01-19-18	12/08/2017	21,953,800.00	1.804	01/19/2018	22,000,000.00	42	22,000,000.00	1.804	19
98212KAK9	3702	134050	WPPLN CP 01-19-18	12/21/2017	60,901,722.22	2.003	01/19/2018	61,000,000.00	29	61,000,000.00	2.003	19
57163UAS5	3707	134050	MAR 0 01-26-18	12/21/2017	49,900,000.00	2.004	01/26/2018	50,000,000.00	36	50,000,000.00	2.004	26
37790BAW1	3574	134050	GLENPP 0 01-30-18	11/29/2017	152,067,916.68	1.705	01/30/2018	152,500,000.00	62	152,500,000.00	1.705	30
84858PAW1	3730	134050	SR CP 01-30-18	12/22/2017	39,898,166.67	2.356	01/30/2018	40,000,000.00	39	40,000,000.00	2.356	30
06120BB14	3638	134050	BCHHKL 0 02-01-18	12/04/2017	99,718,111.11	1.725	02/01/2018	100,000,000.00	59	100,000,000.00	1.725	32
31393KYC3	3303	134050	FHR 2574 HP	10/01/2017	57,920.78	5.000	02/15/2018	57,876.73	137	57,876.73	3.130	46
8426EMBG9	3719	134050	GASCAP CP 02-16-18	12/19/2017	12,958,454.17	1.956	02/16/2018	13,000,000.00	59	13,000,000.00	1.956	47
98212KBP7	3651	134050	WPPLN 0 02-23-18	12/08/2017	19,920,861.11	1.857	02/23/2018	20,000,000.00	77	20,000,000.00	1.857	54
84757BBT0	3699	134050	SPECEN 0 02-27-18	12/20/2017	44,827,500.00	2.008	02/27/2018	45,000,000.00	69	45,000,000.00	2.008	58
60856TBT1	3723	134050	MOLEXE 0 02-27-18	12/20/2017	49,808,333.33	2.008	02/27/2018	50,000,000.00	69	50,000,000.00	2.008	58
12623LC29	3731	134050	CNPCHK 0 03-02-18	12/22/2017	99,591,666.67	2.109	03/02/2018	100,000,000.00	70	100,000,000.00	2.109	61
4611K1C86	3656	134050	INTFND CP 03-08-18	12/11/2017	5,475,011.67	1.889	03/08/2018	5,500,000.00	87	5,500,000.00	1.889	67
38378BRT8	3322	134050	GNR 2012-44 A	10/01/2017	1,614,931.37	2.170	04/16/2018	1,612,421.80	197	1,612,421.80	.759	106
31394AWF9	3257	134050	FNR 2004-60 JE	10/01/2017	279,746.39	5.500	06/25/2018	277,095.28	267	277,095.28	.766	176
782816AC6	2409	134050	MUNI-Russellville	06/01/2016	1,003,070.09	2.000	07/01/2018	1,000,000.00	760	1,000,000.00	1.461	182
04108NZ96	2411	134050	MUNI-AR DEV	06/01/2016	1,250,000.00	1.618	10/01/2018	1,250,000.00	852	1,250,000.00	1.618	274
31398TUF6	3260	134050	FNR 2010-83 AK	10/01/2017	51,025.35	3.000	10/25/2018	50,727.38	389	50,727.38	1.258	298
3137BDZX7	3309	134050	FHR 4387 KG	10/01/2017	251,164.12	4.000	02/15/2019	247,589.19	502	247,589.19	1.180	411
38378BUJ6	3323	134050	GNR 2012-70 A	10/01/2017	967,892.63	1.732	01/16/2020	966,550.26	837	966,550.26	1.569	746
31395FAX2	3307	134050	FHR 2836 L	10/01/2017	480,108.87	4.500	05/15/2020	467,308.65	957	467,308.65	1.678	866
38378KGV5	3324	134050	GNR 2013 57 A	10/01/2017	9,408,751.46	1.350	09/16/2020	9,458,318.21	1081	9,458,318.21	1.835	990
3137BFB67	3304	134050	FHR 4413 HP	10/01/2017	17,994,767.99	3.500	02/15/2022	17,437,668.35	1598	17,437,668.35	1.319	1507
3136A3AS0	3254	134050	FNR 2011-145 JA	10/01/2017	2,581,759.95	4.500	11/25/2022	2,464,666.09	1881	2,464,666.09	.879	1790
3136AULS8	3262	134050	FNR 2016-94 AE	10/01/2017	96,477,165.64	4.500	07/25/2024	89,294,431.90	2489	89,294,431.90	.901	2398
3137B7QN2	3305	134050	FHR 4298 PG	10/01/2017	5,679,671.51	3.000	12/15/2025	5,583,857.70	2997	5,583,857.70	2.294	2906
3137BSSN4	3314	134050	FHR 4634 MD	10/01/2017	86,160,732.79	5.000	11/15/2026	78,649,992.49	3332	78,649,992.49	1.584	3241
3137ASAG9	3299	134050	FHR 4077 BA	10/01/2017	781,086.39	2.000	06/15/2027	794,386.17	3544	794,386.17	2.705	3453
3137BDMU7	3306	134050	FHR 4389 AB	10/01/2017	8,109,590.04	3.000	09/15/2027	7,996,815.40	3636	7,996,815.40	2.496	3545



Run Date: 1/9/2018 7:54:59 AM

Investments Outstanding As Of Date: 12/31/2017

## INVENTORY BY MATURITY REPORT

CUSIP	Investment #	Fund	Issuer	Purchase Date	Current Book	Current Rate	Maturity Date	Maturity Amount	Total Days From Purc	Current Par	YTM	Days to Maturity
3136AG3J9	3256	134050	FNR 2013-116 YB	10/01/2017	5,099,989.85	3.000	09/25/2027	5,030,744.02	3646	5,030,744.02	2.540	3555
3137BHGR2	3311	134050	FHR 4463 MG	10/01/2017	304,803.03	3.000	01/15/2028	298,559.82	3758	298,559.82	2.343	3667
3136AUVL2	3261	134050	FNR 2016-93 NA	10/01/2017	189,599,137.87	3.000	03/25/2028	184,970,922.00	3828	184,970,922.00	2.305	3737
3136AVCJ6	3266	134050	FNR 2017-5 EY	10/01/2017	24,989,936.71	4.500	12/25/2028	23,412,382.29	4103	23,412,382.29	2.209	4012
3136AVCP2	3265	134050	FNR 2017-5 PK	10/01/2017	45,749,114.50	4.500	01/15/2029	42,842,532.11	4124	42,842,532.11	2.161	4033
3136A8SG6	3253	134050	FNR 2012-102 PA	10/01/2017	3,182,250.03	4.500	05/25/2029	3,042,330.66	4254	3,042,330.66	2.787	4163
3137BSY98	3315	134050	FHR 4630 MA	10/01/2017	104,735,433.61	4.000	08/15/2029	99,048,957.89	4336	99,048,957.89	2.538	4245
3137BVMP8	3319	134050	FHR 4657 JA	10/01/2017	17,457,404.05	4.500	08/15/2029	16,301,295.14	4336	16,301,295.14	2.160	4245
3136AUP96	3263	134050	FNR 2016-98 A	10/01/2017	41,554,587.63	4.000	08/25/2029	39,531,209.33	4346	39,531,209.33	2.592	4255
3137BSSL8	3313	134050	FHR 4634 MA	10/01/2017	92,319,343.74	4.500	05/15/2030	85,281,195.94	4609	85,281,195.94	2.344	4518
3136ARBM9	3258	134050	FNR 2016-2 EZ	10/01/2017	16,221,044.57	2.500	01/25/2031	16,309,019.07	4864	16,309,019.07	2.668	4773
3136AUQ38	3264	134050	FNR 2016-98 DA	10/01/2017	82,396,335.93	4.000	01/25/2031	78,654,794.75	4864	78,654,794.75	2.778	4773
3137BQNY9	3310	134050	FHR 4596 HA	10/01/2017	88,909,388.08	3.000	04/15/2031	86,953,932.47	4944	86,953,932.47	2.289	4853
3137BJ6P3	3300	134050	FHR 4478 PC	10/01/2017	4,950,438.95	2.000	04/15/2032	4,932,221.28	5310	4,932,221.28	1.850	5219
3137BSS87	3312	134050	FHR 4632 MA	10/01/2017	204,159,487.56	4.000	01/15/2034	190,373,482.80	5950	190,373,482.80	2.539	5859
31396QHD4	3259	134050	FNR 2009-47 MT	10/01/2017	992,534.15	7.000	01/25/2037	897,095.34	7056	897,095.34	-.786	6965
31398F3S8	3255	134050	FNR 2009-88 CB	10/01/2017	3,379,896.73	4.500	05/25/2037	3,222,949.02	7176	3,222,949.02	.988	7085
3137BEK45	3301	134050	FHR 4403 CA	10/01/2017	25,150,893.75	3.000	01/15/2038	24,671,026.53	7411	24,671,026.53	2.488	7320
31397YSV4	3317	134050	FHR 3500 AB	10/01/2017	1,803,460.77	4.500	08/15/2038	1,700,114.88	7623	1,700,114.88	1.425	7532
83712TDA6	2412	134050	MUNI-S.Carolina	06/01/2016	827,138.26	2.950	01/01/2041	830,000.00	8980	830,000.00	2.971	8402
3137AJXR0	3318	134050	FHR 3966 VZ	10/01/2017	9,562,082.78	4.000	11/15/2041	9,189,420.96	8811	9,189,420.96	2.925	8720
3137BJDB6	3298	134050	FHR 4470 MC	10/01/2017	12,124,649.74	2.000	06/15/2044	12,123,852.76	9754	12,123,852.76	1.998	9663
3137BJ3Q4	3302	134050	FHR 4476 B	10/01/2017	4,616,223.56	2.500	09/15/2044	4,616,223.55	9846	4,616,223.55	2.500	9755
3137BN3B8	3308	134050	FHR 4550 TA	10/01/2017	90,693,262.15	2.000	11/15/2044	90,595,953.30	9907	90,595,953.30	1.974	9816
3136BOFF8	3564	134050	FNR 2017-102 PH	11/30/2017	93,903,698.63	4.000	12/25/2047	89,601,704.23	10982	89,601,704.23	3.615	10951
3137BSSB0	3316	134050	FHR 4632 MH	10/01/2017	41,070,701.75	4.000	10/15/2053	38,738,538.51	13163	38,738,538.51	2.682	13072

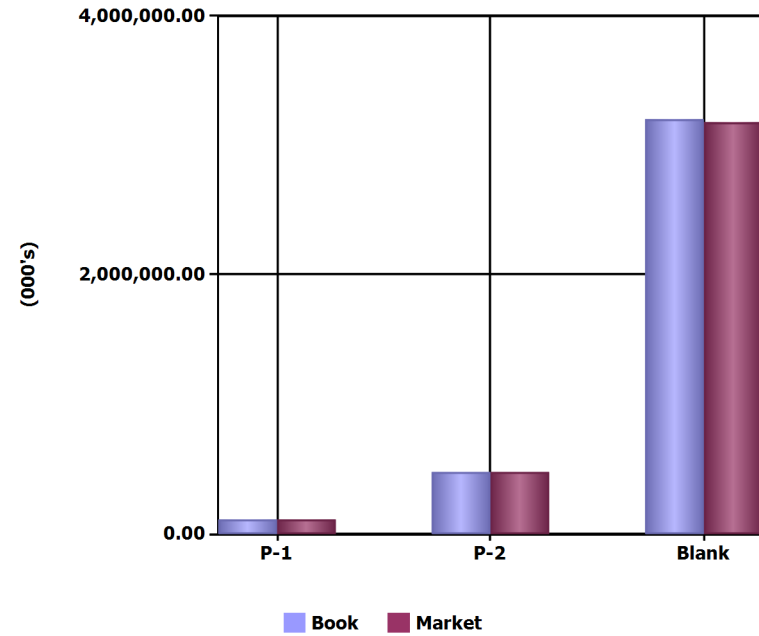
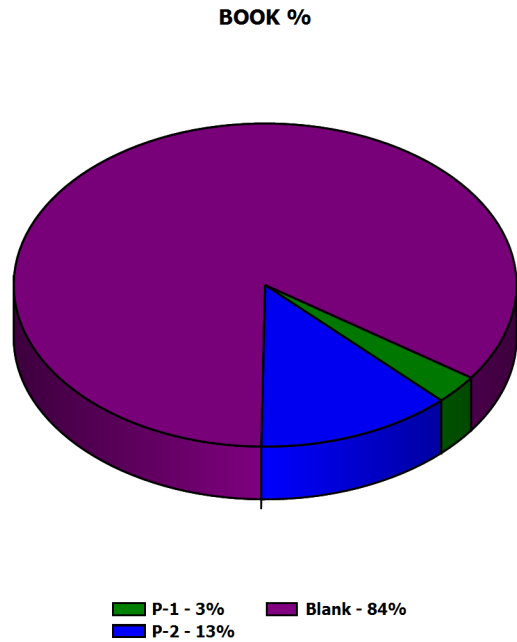


Run Date: 1/9/2018 7:54:59 AM

Investments Outstanding As Of Date: 12/31/2017

Moody (000's)	Par	Book	Market	MKT/Book	Yield
P-1	111,200.00	111,101.57	111,161.70	100.05 %	1.84 %
P-2	478,616.00	477,834.01	478,393.34	100.12 %	1.92 %
Blank	3,139,600.97	3,205,674.94	3,183,153.91	99.30 %	1.94 %
<b>Totals (000's):</b>	<b>3,729,416.97</b>	<b>3,794,610.52</b>	<b>3,772,708.95</b>	<b>99.42 %</b>	<b>1.93 %</b>

MOODY DISTRIBUTION







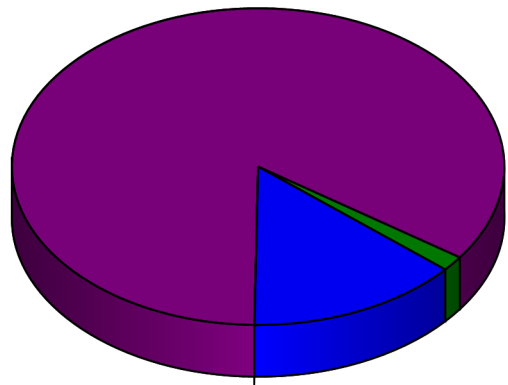
Run Date: 1/9/2018 7:54:59 AM

Investments Outstanding As Of Date: 12/31/2017

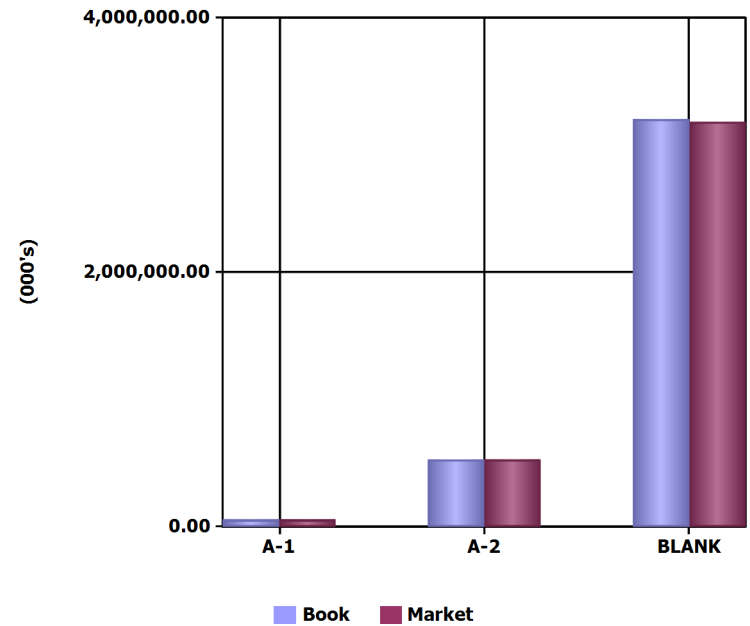
S&P DISTRIBUTION

S&P (000's)	Par	Book	Market	MKT/Book	Yield
A-1	58,500.00	58,456.78	58,472.65	100.03 %	1.90 %
A-2	531,316.00	530,478.80	531,082.39	100.11 %	1.90 %
BLANK	3,139,600.97	3,205,674.94	3,183,153.91	99.30 %	1.94 %
<b>Totals (000's):</b>	<b>3,729,416.97</b>	<b>3,794,610.52</b>	<b>3,772,708.95</b>	<b>99.42 %</b>	<b>1.93 %</b>

BOOK %



■ A-1 - 2%    ■ BLANK - 84%  
■ A-2 - 14%



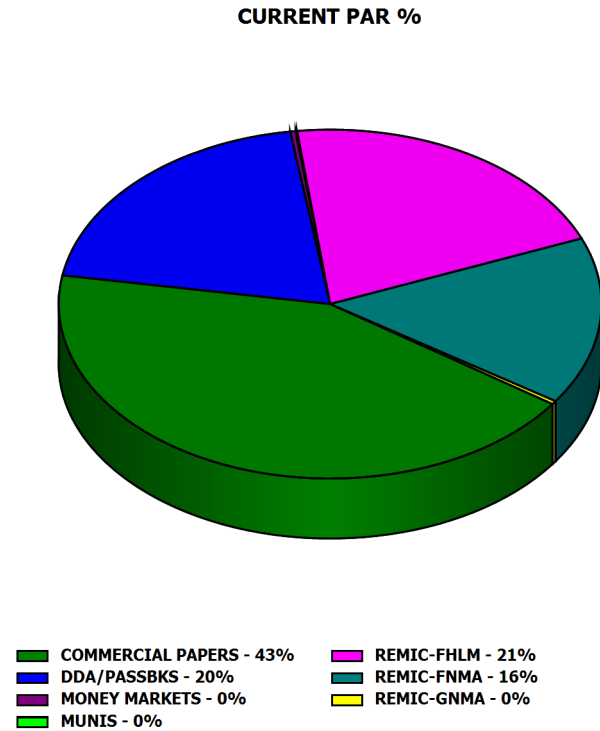
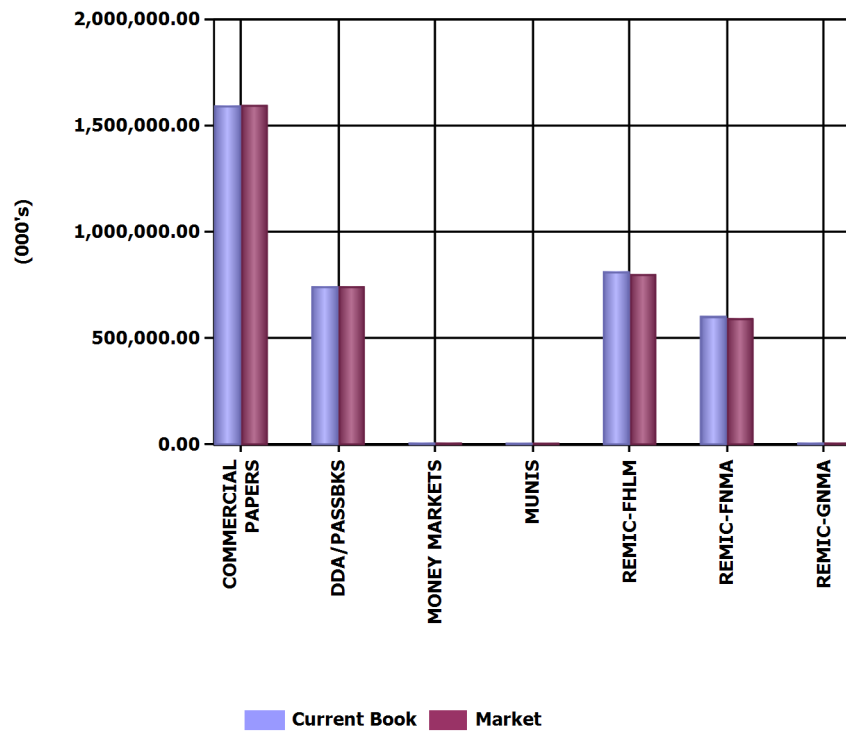


Run Date: 1/9/2018 7:54:59 AM

Investments Outstanding As Of Date: 12/31/2017

Assets (000's)	Current Par	Current Book	Current Market	Mkt/ Cur Book	Yield	WAL (Yr)	Mat (Yr)
COMMERCIAL PAPERS	1,600,136.00	1,597,207.09	1,598,881.04	100.10 %	1.87 %	.053	.053
DDA/PASSBKS	746,513.77	746,513.77	746,513.77	100.00 %	1.35 %	.003	.003
MONEY MARKETS	11,987.03	11,987.03	11,987.03	100.00 %	1.50 %	.003	.003
MUNIS	3,080.00	3,080.21	3,069.65	99.66 %	1.93 %	6.670	6.670
REMIC-FHLM	776,060.27	817,372.62	803,712.51	98.33 %	2.28 %	4.382	16.238
REMIC-FNMA	579,602.60	606,458.22	596,735.55	98.40 %	2.35 %	5.801	13.419
REMIC-GNMA	12,037.29	11,991.58	11,809.40	98.48 %	1.67 %	.916	2.334
<b>Totals (000's):</b>	<b>3,729,416.96</b>	<b>3,794,610.52</b>	<b>3,772,708.95</b>	<b>99.42 %</b>	<b>1.93 %</b>	<b>1.845</b>	<b>5.501</b>

**PORTFOLIO ALLOCATION**



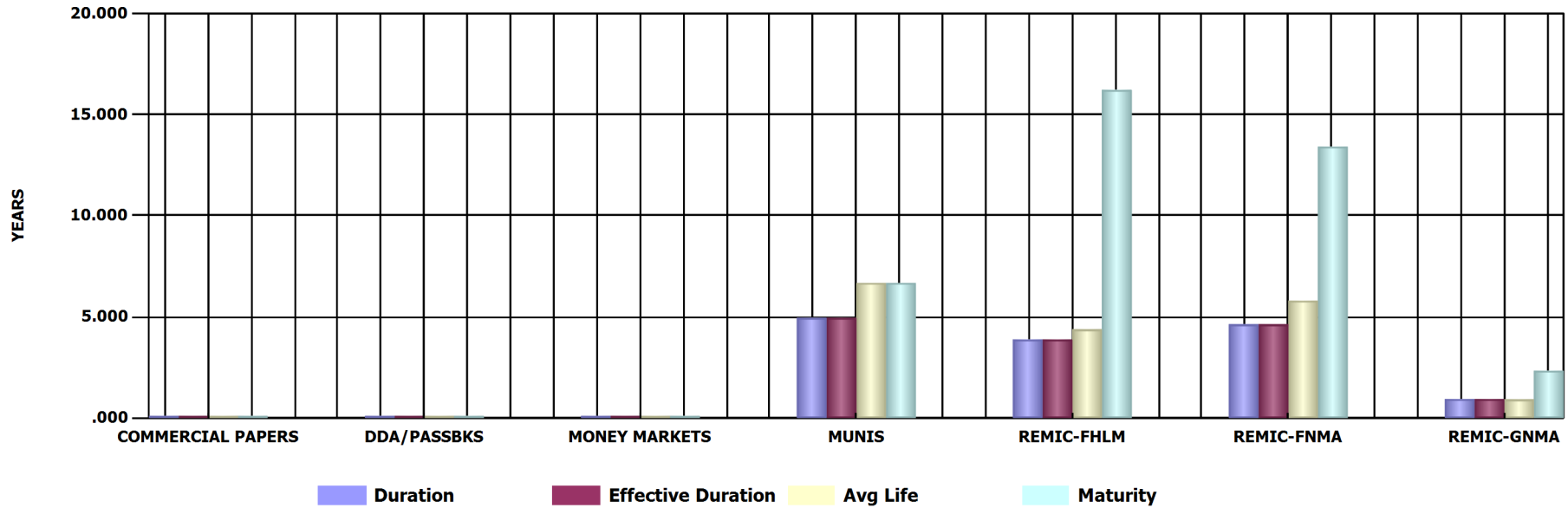


Run Date: 1/9/2018 7:54:59 AM

Investments Outstanding As Of Date: 12/31/2017

Assets (000's)	Current Par	Duration (Yr)	Effective Duration (Yr)	WAL (Yr)	Mat (Yr)
COMMERCIAL PAPERS	1,600,136.00	.053	.053	.053	.053
DDA/PASSBKS	746,513.77	.003	.003	.003	.003
MONEY MARKETS	11,987.03	.003	.003	.003	.003
MUNIS	3,080.00	4.958	4.958	6.670	6.670
REMIC-FHLM	776,060.27	3.883	3.883	4.382	16.238
REMIC-FNMA	579,602.60	4.630	4.630	5.801	13.419
REMIC-GNMA	12,037.29	.933	.933	.916	2.334
<b>Totals (000's):</b>	<b>3,729,416.96</b>	<b>1.558</b>	<b>1.558</b>	<b>1.845</b>	<b>5.501</b>

**MATURITY ANALYSIS**



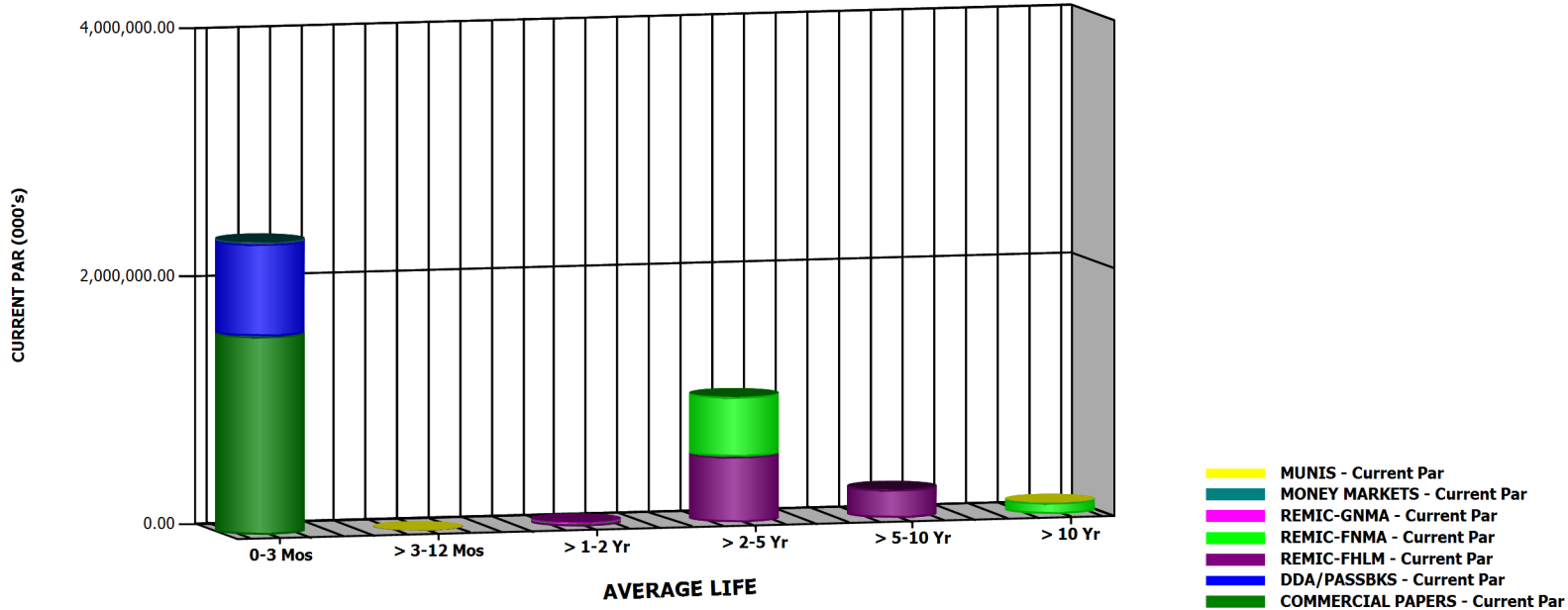


Run Date: 1/9/2018 7:54:59 AM

Investments Outstanding As Of Date: 12/31/2017

Current Par (000's)	0-3 Mos	> 3-12 Mos	> 1-2 Yr	> 2-5 Yr	> 5-10 Yr	> 10 Yr	Totals (000's)
COMMERCIAL PAPERS	1,600,136.00	0.00	0.00	0.00	0.00	0.00	1,600,136.00
DDA/PASSBKS	746,513.77	0.00	0.00	0.00	0.00	0.00	746,513.77
MONEY MARKETS	11,987.03	0.00	0.00	0.00	0.00	0.00	11,987.03
MUNIS	0.00	2,250.00	0.00	0.00	0.00	830.00	3,080.00
REMIC-FHLM	57.88	714.90	17,437.67	528,737.81	229,112.02	0.00	776,060.27
REMIC-FNMA	277.10	50.73	6,584.71	483,088.37	0.00	89,601.70	579,602.60
REMIC-GNMA	1,612.42	966.55	9,458.32	0.00	0.00	0.00	12,037.29
Totals (000's):	2,360,584.19	3,982.18	33,480.70	1,011,826.17	229,112.02	90,431.70	3,729,416.96

AVERAGE LIFE DISTRIBUTION



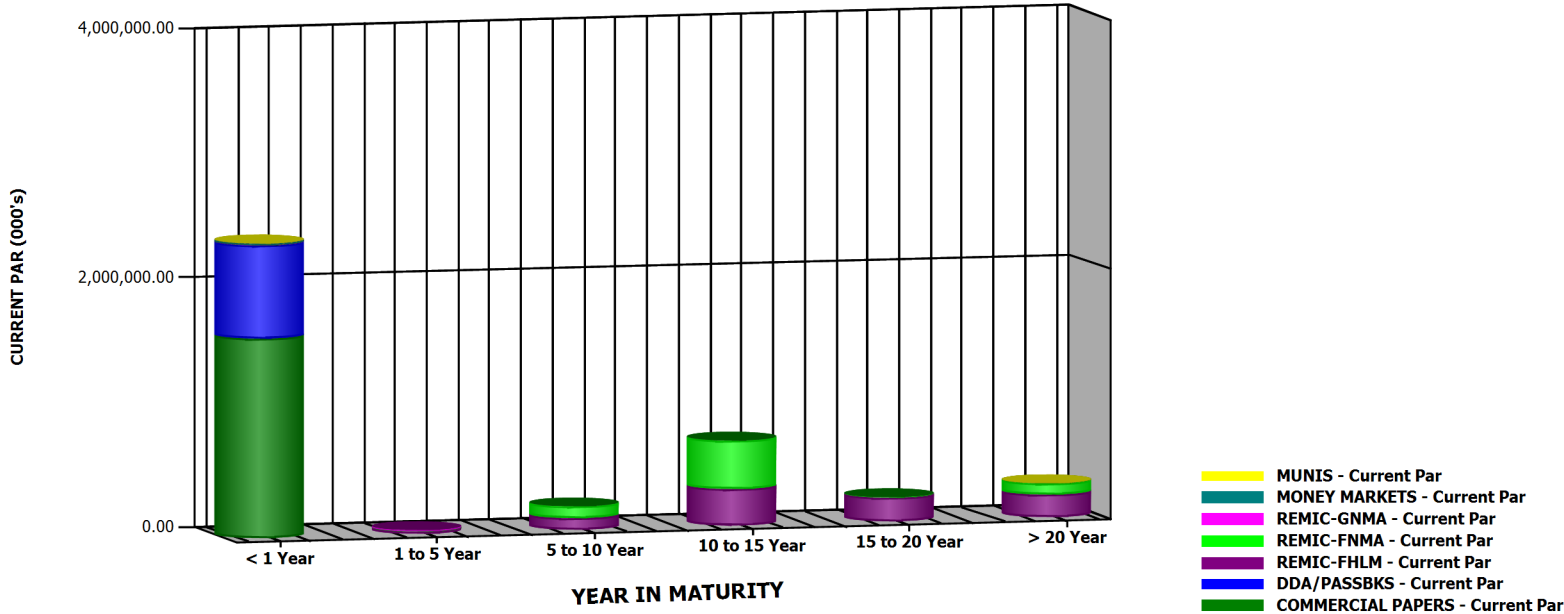


Run Date: 1/9/2018 7:54:59 AM

Investments Outstanding As Of Date: 12/31/2017

Current Par (000's)	< 1 Year	1 to 5 Year	5 to 10 Year	10 to 15 Year	15 to 20 Year	> 20 Year	Totals (000's)
COMMERCIAL PAPERS	1,600,136.00	0.00	0.00	0.00	0.00	0.00	1,600,136.00
DDA/PASSBKS	746,513.77	0.00	0.00	0.00	0.00	0.00	746,513.77
MONEY MARKETS	11,987.03	0.00	0.00	0.00	0.00	0.00	11,987.03
MUNIS	2,250.00	0.00	0.00	0.00	0.00	830.00	3,080.00
REMIC-FHLM	57.88	18,152.57	93,025.05	292,816.16	190,373.48	181,635.13	776,060.27
REMIC-FNMA	327.82	2,464.67	94,325.18	388,763.19	4,120.04	89,601.70	579,602.60
REMIC-GNMA	1,612.42	10,424.87	0.00	0.00	0.00	0.00	12,037.29
Totals (000's):	2,362,884.92	31,042.10	187,350.23	681,579.35	194,493.53	272,066.83	3,729,416.96

MATURITY DISTRIBUTION

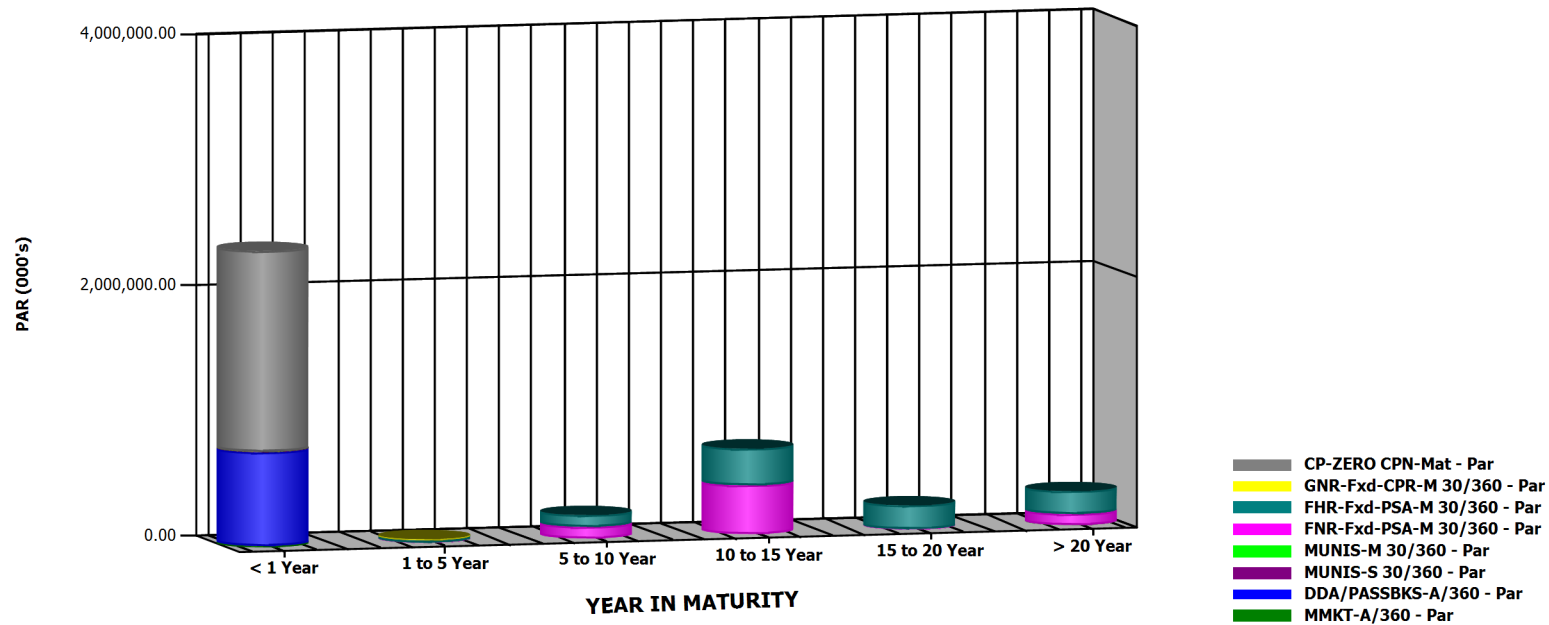




Run Date: 1/9/2018 7:54:59 AM

Investments Outstanding As Of Date: 12/31/2017

Par (000's)	< 1 Year	1 to 5 Year	5 to 10 Year	10 to 15 Year	15 to 20 Year	> 20 Year	Totals (000's)
COMMERCIAL PAPERS	1,600,136.00	0.00	0.00	0.00	0.00	0.00	1,600,136.00
DDA/PASSBKS	746,513.77	0.00	0.00	0.00	0.00	0.00	746,513.77
MONEY MARKETS	11,987.03	0.00	0.00	0.00	0.00	0.00	11,987.03
MUNIS	2,250.00	0.00	0.00	0.00	0.00	830.00	3,080.00
REMIC-FHLM	57.88	18,152.57	93,025.05	292,816.16	190,373.48	181,635.13	776,060.27
REMIC-FNMA	327.82	2,464.67	94,325.18	388,763.19	4,120.04	89,601.70	579,602.60
REMIC-GNMA	1,612.42	10,424.87	0.00	0.00	0.00	0.00	12,037.29
Totals (000's):	2,362,884.92	31,042.10	187,350.23	681,579.35	194,493.53	272,066.83	3,729,416.96





Run Date: 1/9/2018 7:54:59 AM

Investments Outstanding As Of Date: 12/31/2017

INVESTMENT PORTFOLIO - POSITION DETAIL

COMMERCIAL PAPERS	Moody's	S&P	CUSIP	Coupon Rate	YIELD	WAL	Durtn	Effect Durtn	Purchase Date	Maturity Date	Call Date	Current Par Value	Current Book Value	Market Price	Unrealized Gain/(Loss)
INTFND CP 01-08-18	P-2	A-2	4611K1A88	1.805	1.805	.022	.022	.022	11/16/2017	01/08/2018		3,100,000.00	3,094,110.00	99.970250	4,967.75
INTFND CP 01-02-18	P-2	A-2	4611K1A21	1.804	1.804	.005	.005	.005	11/17/2017	01/02/2018		180,000,000.00	179,712,000.00	99.995750	280,350.00
CATHIA CP 01-18-18	P-2	A-2	14918FAJ7	1.674	1.674	.049	.049	.049	11/29/2017	01/18/2018		10,050,000.00	10,027,622.00	99.927750	15,116.88
GLENPP 0 01-30-18			37790BAW1	1.705	1.705	.082	.082	.082	11/29/2017	01/30/2018		152,500,000.00	152,067,916.68	99.876750	244,127.07
WPPLN CP 01-02-18	P-2	A-2	98212KA29	1.703	1.703	.005	.005	.005	12/01/2017	01/02/2018		23,000,000.00	22,965,244.44	99.995750	33,778.06
BCHHKL 0 02-01-18			06120BB14	1.725	1.725	.088	.088	.088	12/04/2017	02/01/2018		100,000,000.00	99,718,111.11	99.868250	150,138.89
WPPLN 0 01-02-18			98212KA29	1.703	1.703	.005	.005	.005	12/01/2017	01/02/2018		16,700,000.00	16,674,764.45	99.995750	24,525.80
INTFND 0 01-02-18			4611K1A21	1.753	1.753	.005	.005	.005	12/01/2017	01/02/2018		3,600,000.00	3,594,400.00	99.995750	5,447.00
WPPLN 0 01-05-18			98212KA52	1.750	1.752	.014	.014	.014	12/08/2017	01/05/2018		14,575,000.00	14,555,161.81	99.983000	17,360.44
WPPLN CP 01-19-18	P-2	A-2	98212KAK9	1.804	1.804	.052	.052	.052	12/08/2017	01/19/2018		22,000,000.00	21,953,800.00	99.923500	29,370.00
SILVPP CP 01-05-18	P-1	A-2	82831NA51	1.702	1.702	.014	.014	.014	12/08/2017	01/05/2018		25,000,000.00	24,966,944.44	99.983000	28,805.56
SILVPP 0 01-05-18			82831NA51	1.702	1.702	.014	.014	.014	12/08/2017	01/05/2018		50,000,000.00	49,933,888.89	99.983000	57,611.11
WPPLN 0 02-23-18			98212KBP7	1.857	1.857	.148	.148	.148	12/08/2017	02/23/2018		20,000,000.00	19,920,861.11	99.774750	34,088.89
INTFND CP 03-08-18	P-2	A-2	4611K1C86	1.889	1.889	.184	.183	.183	12/11/2017	03/08/2018		5,500,000.00	5,475,011.67	99.715833	9,359.15
SILVPP 0 01-12-18			82831NAC6	1.803	1.803	.033	.033	.033	12/12/2017	01/12/2018		30,000,000.00	29,953,500.00	99.953250	32,475.00
SILVPP 0 01-12-18			82831NAC6	1.903	1.903	.033	.033	.033	12/13/2017	01/12/2018		22,000,000.00	21,965,166.66	99.953250	24,548.34
SILVPP 0 01-12-18			82831NAC6	1.903	1.903	.033	.033	.033	12/14/2017	01/12/2018		40,000,000.00	39,938,777.78	99.953250	42,522.22
SILVPP CP 01-12-18	P-1	A-2	82831NAC6	1.903	1.903	.033	.033	.033	12/15/2017	01/12/2018		3,500,000.00	3,494,827.78	99.953250	3,535.97
WPPLN CP 01-16-18	P-2	A-2	98212KAG8	1.804	1.804	.044	.044	.044	12/08/2017	01/16/2018		22,000,000.00	21,957,100.00	99.936250	28,875.00
SILVPP CP 01-12-18	P-1	A-2	82831NAC6	1.903	1.903	.033	.033	.033	12/15/2017	01/12/2018		9,500,000.00	9,485,961.11	99.953250	9,597.64
SPECEN 0 02-27-18			84757BBT0	2.008	2.008	.159	.159	.159	12/20/2017	02/27/2018		45,000,000.00	44,827,500.00	99.757750	63,487.50
WPPLN CP 01-19-18	P-2	A-2	98212KAK9	2.003	2.003	.052	.052	.052	12/21/2017	01/19/2018		61,000,000.00	60,901,722.22	99.923500	51,612.78
MAR 0 01-26-18			57163UAS5	2.004	2.004	.071	.071	.071	12/21/2017	01/26/2018		50,000,000.00	49,900,000.00	99.893750	46,875.00
GASCAP CP 02-16-18	P-2	A-2	8426EMBG9	1.956	1.956	.129	.129	.129	12/19/2017	02/16/2018		13,000,000.00	12,958,454.17	99.804500	16,130.83
MOLEXE 0 02-27-18			60856TBT1	2.008	2.008	.159	.159	.159	12/20/2017	02/27/2018		50,000,000.00	49,808,333.33	99.757750	70,541.67
SR CP 01-30-18	P-2	A-2	84858PAW1	2.356	2.356	.082	.082	.082	12/22/2017	01/30/2018		40,000,000.00	39,898,166.67	99.876750	52,533.33
CNPCHK 0 03-02-18			12623LC29	2.109	2.109	.167	.167	.167	12/22/2017	03/02/2018		100,000,000.00	99,591,666.67	99.741667	150,000.33
NICP 0 01-08-18			65478KA84	2.152	2.152	.022	.022	.022	12/22/2017	01/08/2018		75,975,000.00	75,897,864.27	99.970250	54,533.17
NICP CP 01-11-18	P-2	A-2	65478KAB7	2.150	2.153	.030	.030	.030	12/22/2017	01/11/2018		18,966,000.00	18,943,346.17	99.957500	14,593.28
AGACAP CP 01-02-18	P-1	A-2	00107MA29	1.800	1.800	.005	.005	.005	12/29/2017	01/02/2018		14,700,000.00	14,697,060.00	99.995750	2,315.25
CAFOPP CP 01-02-18			2198X3A23	1.740	1.740	.005	.005	.005	12/29/2017	01/02/2018		10,000,000.00	9,998,066.67	99.995750	1,508.33
DEW CP 01-04-18	P-2	A-2	24710SA41	1.851	1.851	.011	.011	.011	12/29/2017	01/04/2018		22,000,000.00	21,993,216.67	99.987250	3,978.33



Run Date: 1/9/2018 7:54:59 AM

Investments Outstanding As Of Date: 12/31/2017

INVESTMENT PORTFOLIO - POSITION DETAIL

COMMERCIAL PAPERS	Moody's	S&P	CUSIP	Coupon Rate	YIELD	WAL	Durtn	Effect Durtn	Purchase Date	Maturity Date	Call Date	Current Par Value	Current Book Value	Market Price	Unrealized Gain/(Loss)
CAFOPP CP 01-02-18			2198X3A23	1.740	1.740	.005	.005	.005	12/29/2017	01/02/2018		79,970,000.00	79,954,539.13	99.995750	12,062.15
MCKPP CP 01-12-18	P-2	A-2	58155LAC8	2.032	2.032	.033	.033	.033	12/29/2017	01/12/2018		58,000,000.00	57,954,212.22	99.953250	18,672.78
GRCHAR CP 01-12-18	P-1	A-1	38528LAC0	1.901	1.901	.033	.033	.033	12/29/2017	01/12/2018		58,500,000.00	58,456,775.00	99.953250	15,876.25
CAFOPP CP 01-02-18			2198X3A23	1.740	1.740	.005	.005	.005	12/29/2017	01/02/2018		150,000,000.00	149,971,000.00	99.995750	22,625.00
<b>Total Count 36</b>				<b>1.870</b>	<b>1.870</b>	<b>.053</b>	<b>.053</b>	<b>.053</b>				<b>1,600,136,000.00</b>	<b>1,597,207,093.12</b>	<b>99.921572</b>	<b>1,673,946.75</b>
DDA/PASSBKS	Moody's	S&P	CUSIP	Coupon Rate	YIELD	WAL	Durtn	Effect Durtn	Purchase Date	Maturity Date	Call Date	Current Par Value	Current Book Value	Market Price	Unrealized Gain/(Loss)
DDA-B of A 8756				.085	.085	.003	.003	.003	06/30/2016	01/01/2018		4,452,422.62	4,452,422.62	100.000000	0.00
DDA-Centennial 9655				1.432	1.432	.003	.003	.003	06/30/2016	01/01/2018		151,100,354.49	151,100,354.49	100.000000	0.00
DDA-Regions 6470				.081	.081	.003	.003	.003	06/30/2016	01/01/2018		631,859.07	631,859.07	100.000000	0.00
DDA-1st Security 0280				.641	.641	.003	.003	.003	06/30/2016	01/01/2018		7,550.61	7,550.61	100.000000	0.00
DDA-US Bank 0126				.034	.034	.003	.003	.003	06/30/2016	01/01/2018		104,155.63	104,155.63	100.000000	0.00
DDA-Bk of Ozarks 2322				1.358	1.358	.003	.003	.003	06/30/2016	01/01/2018		456,800,899.16	456,800,899.16	100.000000	0.00
DDA-Simmons 4368				1.258	1.258	.003	.003	.003	06/30/2016	01/01/2018		133,416,524.73	133,416,524.73	100.000000	0.00
DDA- Capital Bk				1.431	1.431	.003	.000	.000	10/18/2017	01/01/2018		0.00	0.00	.000000	0.00
<b>Total Count 8</b>				<b>1.346</b>	<b>1.346</b>	<b>.003</b>	<b>.003</b>	<b>.003</b>				<b>746,513,766.31</b>	<b>746,513,766.31</b>	<b>100.000000</b>	<b>0.00</b>
MONEY MARKETS	Moody's	S&P	CUSIP	Coupon Rate	YIELD	WAL	Durtn	Effect Durtn	Purchase Date	Maturity Date	Call Date	Current Par Value	Current Book Value	Market Price	Unrealized Gain/(Loss)
MMKT-RayJames Fed 1673				.916	.916	.003	.003	.003	06/30/2016	01/01/2018		51,252.93	51,252.93	100.000000	0.00
MMKT-BAML Fed 8405				.918	.918	.003	.003	.003	06/30/2016	01/01/2018		50,493.80	50,493.80	100.000000	0.00
MMKT-Invesco-Simns 4368				.940	.940	.003	.003	.003	06/30/2016	01/01/2018		54,458.64	54,458.64	100.000000	0.00
MMKT-Treasury Money Mgm				1.511	1.511	.003	.003	.003	06/30/2017	01/01/2018		11,830,828.85	11,830,828.85	100.000000	0.00
<b>Total Count 4</b>				<b>1.503</b>	<b>1.503</b>	<b>.003</b>	<b>.003</b>	<b>.003</b>				<b>11,987,034.22</b>	<b>11,987,034.22</b>	<b>100.000000</b>	<b>0.00</b>
MUNIS	Moody's	S&P	CUSIP	Coupon Rate	YIELD	WAL	Durtn	Effect Durtn	Purchase Date	Maturity Date	Call Date	Current Par Value	Current Book Value	Market Price	Unrealized Gain/(Loss)
MUNI-Russellville			782816AC6	2.000	1.461	.499	.498	.498	06/01/2016	07/01/2018		1,000,000.00	1,003,070.09	100.177000	-1,300.09
MUNI-AR DEV			04108NZ96	1.618	1.618	.751	.746	.746	06/01/2016	10/01/2018		1,250,000.00	1,250,000.00	99.383000	-7,712.50
MUNI-S.Carolina			83712TDA6	2.950	2.971	23.019	16.674	16.674	06/01/2016	01/01/2041		830,000.00	827,138.26	99.469000	-1,545.56
<b>Total Count 3</b>				<b>2.101</b>	<b>1.930</b>	<b>6.670</b>	<b>4.958</b>	<b>4.958</b>				<b>3,080,000.00</b>	<b>3,080,208.35</b>	<b>99.663968</b>	<b>-10,558.15</b>
REMIC-FHLM	Moody's	S&P	CUSIP	Coupon Rate	YIELD	WAL	Durtn	Effect Durtn	Purchase Date	Maturity Date	Call Date	Current Par Value	Current Book Value	Market Price	Unrealized Gain/(Loss)
FHR 4470 MC			3137BJDB6	2.000	1.998	4.744	4.351	4.351	10/01/2017	06/15/2044		12,123,852.76	12,124,649.74	98.113240	-229,544.98
FHR 4077 BA			3137ASAG9	2.000	2.705	2.509	2.380	2.380	10/01/2017	06/15/2027		794,386.17	781,086.39	97.208720	-8,873.76
FHR 4478 PC			3137BJ6P3	2.000	1.850	2.568	2.458	2.458	10/01/2017	04/15/2032		4,932,221.28	4,950,438.95	99.248810	-55,268.02





Run Date: 1/9/2018 7:54:59 AM

Investments Outstanding As Of Date: 12/31/2017

INVESTMENT PORTFOLIO - POSITION DETAIL

REMIC-FHLM	Moodys	S&P	CUSIP	Coupon Rate	YIELD	WAL	Durtn	Effect Durtn	Purchase Date	Maturity Date	Call Date	Current Par Value	Current Book Value	Market Price	Unrealized Gain/(Loss)
FHR 4403 CA			3137BEK45	3.000	2.488	4.166	3.797	3.797	10/01/2017	01/15/2038		24,671,026.53	25,150,893.75	99.646720	-567,025.02
FHR 4476 B			3137BJ3Q4	2.500	2.500	4.114	3.739	3.739	10/01/2017	09/15/2044		4,616,223.55	4,616,223.56	96.830100	-146,329.68
FHR 2574 HP			31393KYC3	5.000	3.130	.000	.041	.041	10/01/2017	02/15/2018		57,876.73	57,920.78	100.062500	-7.88
FHR 4413 HP			3137BFB67	3.500	1.319	1.466	1.457	1.457	10/01/2017	02/15/2022		17,437,668.35	17,994,767.99	101.359060	-320,111.26
FHR 4298 PG			3137B7QN2	3.000	2.294	2.532	2.423	2.423	10/01/2017	12/15/2025		5,583,857.70	5,679,671.51	100.760980	-53,321.77
FHR 4389 AB			3137BDMU7	3.000	2.496	2.957	2.790	2.790	10/01/2017	09/15/2027		7,996,815.40	8,109,590.04	99.918760	-119,271.25
FHR 2836 L			31395FAX2	4.500	1.678	.953	.965	.965	10/01/2017	05/15/2020		467,308.65	480,108.87	100.886000	-8,659.87
FHR 4550 TA			3137BN3B8	2.000	1.974	4.594	4.183	4.183	10/01/2017	11/15/2044		90,595,953.30	90,693,262.15	97.855920	-2,039,758.57
FHR 4387 KG			3137BDZX7	4.000	1.180	.476	.510	.510	10/01/2017	02/15/2019		247,589.19	251,164.12	100.325440	-2,769.18
FHR 4596 HA			3137BQNY9	3.000	2.289	3.389	3.156	3.156	10/01/2017	04/15/2031		86,953,932.47	88,909,388.08	97.880020	-3,798,861.59
FHR 4463 MG			3137BHGR2	3.000	2.343	3.372	3.172	3.172	10/01/2017	01/15/2028		298,559.82	304,803.03	100.033790	-6,142.33
FHR 4632 MA			3137BSS87	4.000	2.539	5.672	4.898	4.898	10/01/2017	01/15/2034		190,373,482.80	204,159,487.56	105.107530	-4,062,622.01
FHR 4634 MA			3137BSSL8	4.500	2.344	4.285	3.778	3.778	10/01/2017	05/15/2030		85,281,195.94	92,319,343.74	106.497430	-1,497,061.79
FHR 4634 MD			3137BSSN4	5.000	1.584	3.050	2.754	2.754	10/01/2017	11/15/2026		78,649,992.49	86,160,732.79	108.098230	-1,141,483.01
FHR 4630 MA			3137BSY98	4.000	2.538	4.382	3.884	3.884	10/01/2017	08/15/2029		99,048,957.89	104,735,433.61	105.955650	212,533.54
FHR 4632 MH			3137BSS80	4.000	2.682	5.495	4.563	4.563	10/01/2017	10/15/2053		38,738,538.51	41,070,701.75	105.991740	-11,050.73
FHR 3500 AB			31397YSV4	4.500	1.425	2.034	1.979	1.979	10/01/2017	08/15/2038		1,700,114.88	1,803,460.77	104.869610	-20,556.93
FHR 3966 VZ			3137AJXR0	4.000	2.925	4.217	3.767	3.767	10/01/2017	11/15/2041		9,189,420.96	9,562,082.78	106.257410	202,357.93
FHR 4657 JA			3137BVMP8	4.500	2.160	3.493	3.006	3.006	10/01/2017	08/15/2029		16,301,295.14	17,457,404.05	107.176310	13,722.56
Total	Count 22			3.707	2.284	4.382	3.883	3.883				776,060,270.51	817,372,616.01	103.563156	-13,660,105.60
REMIC-FNMA	Moodys	S&P	CUSIP	Coupon Rate	YIELD	WAL	Durtn	Effect Durtn	Purchase Date	Maturity Date	Call Date	Current Par Value	Current Book Value	Market Price	Unrealized Gain/(Loss)
FNR 2012-102 PA			3136A8SG6	4.500	2.787	2.869	2.674	2.674	10/01/2017	05/25/2029		3,042,330.66	3,182,250.03	102.909260	-51,410.06
FNR 2011-145 JA			3136A3AS0	4.500	.879	1.314	1.306	1.306	10/01/2017	11/25/2022		2,464,666.09	2,581,759.95	102.408530	-57,731.64
FNR 2009-88 CB			31398F3S8	4.500	.988	1.406	1.390	1.390	10/01/2017	05/25/2037		3,222,949.02	3,379,896.73	103.580870	-41,538.10
FNR 2013-116 YB			3136AG3J9	3.000	2.540	3.178	2.987	2.987	10/01/2017	09/25/2027		5,030,744.02	5,099,989.85	97.755860	-182,142.77
FNR 2004-60 JE			31394AWF9	5.500	.766	.163	.202	.202	10/01/2017	06/25/2018		277,095.28	279,746.39	100.654530	-837.44
FNR 2016-2 EZ			3136ARBM9	2.500	2.668	3.441	3.204	3.204	10/01/2017	01/25/2031		16,309,019.07	16,221,044.57	92.033070	-1,211,353.63
FNR 2009-47 MT			31396QHD4	7.000	-786	1.351	1.373	1.373	10/01/2017	01/25/2037		897,095.34	992,534.15	108.311800	-20,874.04
FNR 2010-83 AK			31398TUF6	3.000	1.258	.304	.337	.337	10/01/2017	10/25/2018		50,727.38	51,025.35	100.092100	-251.25
FNR 2016-93 NA			3136AUVL2	3.000	2.305	3.951	3.583	3.583	10/01/2017	03/25/2028		184,970,922.00	189,599,137.87	100.580840	-3,553,830.77
FNR 2016-94 AE			3136AULS8	4.500	.901	2.391	2.204	2.204	10/01/2017	07/25/2024		89,294,431.90	96,477,165.64	104.750230	-2,941,042.85
FNR 2016-98 A			3136AUP96	4.000	2.592	4.103	3.605	3.605	10/01/2017	08/25/2029		39,531,209.33	41,554,587.63	104.452340	-263,314.45



Run Date: 1/9/2018 7:54:59 AM

Investments Outstanding As Of Date: 12/31/2017

INVESTMENT PORTFOLIO - POSITION DETAIL

REMIC-FNMA	Moody's	S&P	CUSIP	Coupon Rate	YIELD	WAL	Durtn	Effect Durtn	Purchase Date	Maturity Date	Call Date	Current Par Value	Current Book Value	Market Price	Unrealized Gain/(Loss)
FNR 2016-98 DA			3136AUQ38	4.000	2.778	4.422	3.863	3.863	10/01/2017	01/25/2031		78,654,794.75	82,396,335.93	104.090620	-524,072.41
FNR 2017-5 PK			3136AVCP2	4.500	2.161	3.314	2.878	2.878	10/01/2017	01/15/2029		42,842,532.11	45,749,114.50	106.948750	70,438.06
FNR 2017-5 EY			3136AVCJ6	4.500	2.209	3.356	2.917	2.917	10/01/2017	12/25/2028		23,412,382.29	24,989,936.71	105.972650	-179,214.77
FNR 2017-102 PH			3136B0FF8	4.000	3.615	17.827	12.294	12.294	11/30/2017	12/25/2047		89,601,704.23	93,903,698.63	103.946910	-765,495.78
Total Count 15				3.777	2.349	5.801	4.630	4.630				579,602,603.47	606,458,223.93	102.955982	-9,722,671.90
REMIC-GNMA	Moody's	S&P	CUSIP	Coupon Rate	YIELD	WAL	Durtn	Effect Durtn	Purchase Date	Maturity Date	Call Date	Current Par Value	Current Book Value	Market Price	Unrealized Gain/(Loss)
GNR 2012-44 A			38378BRT8	2.170	.759	.075	.110	.110	10/01/2017	04/16/2018		1,612,421.80	1,614,931.37	99.368990	-12,684.11
GNR 2012-70 A			38378BUJ6	1.732	1.569	.830	.852	.852	10/01/2017	01/16/2020		966,550.26	967,892.63	98.503640	-15,805.44
GNR 2013 57 A			38378KGV5	1.350	1.835	1.068	1.081	1.081	10/01/2017	09/16/2020		9,458,318.21	9,408,751.46	97.851050	-153,687.78
Total Count 3				1.491	1.669	.916	.933	.933				12,037,290.27	11,991,575.46	98.106782	-182,177.33



Run Date: 1/9/2018 7:54:59 AM

Investments Outstanding As Of Date: 12/31/2017

INVENTORY BY MATURITY REPORT

CUSIP	Investment #	Fund	Issuer	Purchase Date	Current Book	Current Rate	Maturity Date	Maturity Amount	Total Days From Purc	Current Par	YTM	Days to Maturity
	1241	134050	MMKT-RayJames Fed 1673	06/30/2016	51,252.93	.916	01/01/2018	51,252.93	550	51,252.93	.916	1
	1242	134050	MMKT-BAML Fed 8405	06/30/2016	50,493.80	.918	01/01/2018	50,493.80	550	50,493.80	.918	1
	1243	134050	MMKT-Invesco-Simns 4368	06/30/2016	54,458.64	.940	01/01/2018	54,458.64	550	54,458.64	.940	1
	1245	134050	DDA-B of A 8756	06/30/2016	4,452,422.62	.085	01/01/2018	4,452,422.62	550	4,452,422.62	.085	1
	1247	134050	DDA-Centennial 9655	06/30/2016	151,100,354.49	1.432	01/01/2018	151,100,354.49	550	151,100,354.49	1.432	1
	1248	134050	DDA-Regions 6470	06/30/2016	631,859.07	.081	01/01/2018	631,859.07	550	631,859.07	.081	1
	1249	134050	DDA-1st Security 0280	06/30/2016	7,550.61	.641	01/01/2018	7,550.61	550	7,550.61	.641	1
	1250	134050	DDA-US Bank 0126	06/30/2016	104,155.63	.034	01/01/2018	104,155.63	550	104,155.63	.034	1
	1251	134050	DDA-Bk of Ozarks 2322	06/30/2016	456,800,899.16	1.358	01/01/2018	456,800,899.16	550	456,800,899.16	1.358	1
	1252	134050	DDA-Simmons 4368	06/30/2016	133,416,524.73	1.258	01/01/2018	133,416,524.73	550	133,416,524.73	1.258	1
	3139	134050	MMKT-Treasury Money Mgmt	06/30/2017	11,830,828.85	1.511	01/01/2018	11,830,828.85	185	11,830,828.85	1.511	1
	3325	134050	DDA- Capital Bk	10/18/2017	0.00	1.431	01/01/2018	0.00	75	0.00	1.431	1
4611K1A21	3518	134050	INTFND CP 01-02-18	11/17/2017	179,712,000.00	1.804	01/02/2018	180,000,000.00	46	180,000,000.00	1.804	2
98212KA29	3637	134050	WPPLN CP 01-02-18	12/01/2017	22,965,244.44	1.703	01/02/2018	23,000,000.00	32	23,000,000.00	1.703	2
98212KA29	3639	134050	WPPLN 0 01-02-18	12/01/2017	16,674,764.45	1.703	01/02/2018	16,700,000.00	32	16,700,000.00	1.703	2
4611K1A21	3642	134050	INTFND 0 01-02-18	12/01/2017	3,594,400.00	1.753	01/02/2018	3,600,000.00	32	3,600,000.00	1.753	2
00107MA29	4479	134050	AGACAP CP 01-02-18	12/29/2017	14,697,060.00	1.800	01/02/2018	14,700,000.00	4	14,700,000.00	1.800	2
2198X3A23	4480	134050	CAFOPP CP 01-02-18	12/29/2017	9,998,066.67	1.740	01/02/2018	10,000,000.00	4	10,000,000.00	1.740	2
2198X3A23	4482	134050	CAFOPP CP 01-02-18	12/29/2017	79,954,539.13	1.740	01/02/2018	79,970,000.00	4	79,970,000.00	1.740	2
2198X3A23	4485	134050	CAFOPP CP 01-02-18	12/29/2017	149,971,000.00	1.740	01/02/2018	150,000,000.00	4	150,000,000.00	1.740	2
24710SA41	4481	134050	DEW CP 01-04-18	12/29/2017	21,993,216.67	1.851	01/04/2018	22,000,000.00	6	22,000,000.00	1.851	4
98212KA52	3646	134050	WPPLN 0 01-05-18	12/08/2017	14,555,161.81	1.750	01/05/2018	14,575,000.00	28	14,575,000.00	1.752	5
82831NA51	3649	134050	SILVPP CP 01-05-18	12/08/2017	24,966,944.44	1.702	01/05/2018	25,000,000.00	28	25,000,000.00	1.702	5
82831NA51	3650	134050	SILVPP 0 01-05-18	12/08/2017	49,933,888.89	1.702	01/05/2018	50,000,000.00	28	50,000,000.00	1.702	5
4611K1A88	3503	134050	INTFND CP 01-08-18	11/16/2017	3,094,110.00	1.805	01/08/2018	3,100,000.00	53	3,100,000.00	1.805	8
65478KA84	3733	134050	NICP 0 01-08-18	12/22/2017	75,897,864.27	2.152	01/08/2018	75,975,000.00	17	75,975,000.00	2.152	8
65478KAB7	4478	134050	NICP CP 01-11-18	12/22/2017	18,943,346.17	2.150	01/11/2018	18,966,000.00	20	18,966,000.00	2.153	11
82831NAC6	3664	134050	SILVPP 0 01-12-18	12/12/2017	29,953,500.00	1.803	01/12/2018	30,000,000.00	31	30,000,000.00	1.803	12
82831NAC6	3667	134050	SILVPP 0 01-12-18	12/13/2017	21,965,166.66	1.903	01/12/2018	22,000,000.00	30	22,000,000.00	1.903	12
82831NAC6	3668	134050	SILVPP 0 01-12-18	12/14/2017	39,938,777.78	1.903	01/12/2018	40,000,000.00	29	40,000,000.00	1.903	12
82831NAC6	3675	134050	SILVPP CP 01-12-18	12/15/2017	3,494,827.78	1.903	01/12/2018	3,500,000.00	28	3,500,000.00	1.903	12
82831NAC6	3680	134050	SILVPP CP 01-12-18	12/15/2017	9,485,961.11	1.903	01/12/2018	9,500,000.00	28	9,500,000.00	1.903	12



Run Date: 1/9/2018 7:54:59 AM

Investments Outstanding As Of Date: 12/31/2017

INVENTORY BY MATURITY REPORT

CUSIP	Investment #	Fund	Issuer	Purchase Date	Current Book	Current Rate	Maturity Date	Maturity Amount	Total Days From Purc	Current Par	YTM	Days to Maturity
58155LAC8	4483	134050	MCKPP CP 01-12-18	12/29/2017	57,954,212.22	2.032	01/12/2018	58,000,000.00	14	58,000,000.00	2.032	12
38528LAC0	4484	134050	GRCHAR CP 01-12-18	12/29/2017	58,456,775.00	1.901	01/12/2018	58,500,000.00	14	58,500,000.00	1.901	12
98212KAG8	3676	134050	WPPLN CP 01-16-18	12/08/2017	21,957,100.00	1.804	01/16/2018	22,000,000.00	39	22,000,000.00	1.804	16
14918FAJ7	3570	134050	CATHIA CP 01-18-18	11/29/2017	10,027,622.00	1.674	01/18/2018	10,050,000.00	50	10,050,000.00	1.674	18
98212KAK9	3648	134050	WPPLN CP 01-19-18	12/08/2017	21,953,800.00	1.804	01/19/2018	22,000,000.00	42	22,000,000.00	1.804	19
98212KAK9	3702	134050	WPPLN CP 01-19-18	12/21/2017	60,901,722.22	2.003	01/19/2018	61,000,000.00	29	61,000,000.00	2.003	19
57163UAS5	3707	134050	MAR 0 01-26-18	12/21/2017	49,900,000.00	2.004	01/26/2018	50,000,000.00	36	50,000,000.00	2.004	26
37790BAW1	3574	134050	GLENPP 0 01-30-18	11/29/2017	152,067,916.68	1.705	01/30/2018	152,500,000.00	62	152,500,000.00	1.705	30
84858PAW1	3730	134050	SR CP 01-30-18	12/22/2017	39,898,166.67	2.356	01/30/2018	40,000,000.00	39	40,000,000.00	2.356	30
06120BB14	3638	134050	BCHHKL 0 02-01-18	12/04/2017	99,718,111.11	1.725	02/01/2018	100,000,000.00	59	100,000,000.00	1.725	32
31393KYC3	3303	134050	FHR 2574 HP	10/01/2017	57,920.78	5.000	02/15/2018	57,876.73	137	57,876.73	3.130	46
8426EMBG9	3719	134050	GASCAP CP 02-16-18	12/19/2017	12,958,454.17	1.956	02/16/2018	13,000,000.00	59	13,000,000.00	1.956	47
98212KBP7	3651	134050	WPPLN 0 02-23-18	12/08/2017	19,920,861.11	1.857	02/23/2018	20,000,000.00	77	20,000,000.00	1.857	54
84757BBT0	3699	134050	SPECEN 0 02-27-18	12/20/2017	44,827,500.00	2.008	02/27/2018	45,000,000.00	69	45,000,000.00	2.008	58
60856TBT1	3723	134050	MOLEXE 0 02-27-18	12/20/2017	49,808,333.33	2.008	02/27/2018	50,000,000.00	69	50,000,000.00	2.008	58
12623LC29	3731	134050	CNPCHK 0 03-02-18	12/22/2017	99,591,666.67	2.109	03/02/2018	100,000,000.00	70	100,000,000.00	2.109	61
4611K1C86	3656	134050	INTFND CP 03-08-18	12/11/2017	5,475,011.67	1.889	03/08/2018	5,500,000.00	87	5,500,000.00	1.889	67
38378BRT8	3322	134050	GNR 2012-44 A	10/01/2017	1,614,931.37	2.170	04/16/2018	1,612,421.80	197	1,612,421.80	.759	106
31394AWF9	3257	134050	FNR 2004-60 JE	10/01/2017	279,746.39	5.500	06/25/2018	277,095.28	267	277,095.28	.766	176
782816AC6	2409	134050	MUNI-Russellville	06/01/2016	1,003,070.09	2.000	07/01/2018	1,000,000.00	760	1,000,000.00	1.461	182
04108NZ96	2411	134050	MUNI-AR DEV	06/01/2016	1,250,000.00	1.618	10/01/2018	1,250,000.00	852	1,250,000.00	1.618	274
31398TUF6	3260	134050	FNR 2010-83 AK	10/01/2017	51,025.35	3.000	10/25/2018	50,727.38	389	50,727.38	1.258	298
3137BDZX7	3309	134050	FHR 4387 KG	10/01/2017	251,164.12	4.000	02/15/2019	247,589.19	502	247,589.19	1.180	411
38378BUJ6	3323	134050	GNR 2012-70 A	10/01/2017	967,892.63	1.732	01/16/2020	966,550.26	837	966,550.26	1.569	746
31395FAX2	3307	134050	FHR 2836 L	10/01/2017	480,108.87	4.500	05/15/2020	467,308.65	957	467,308.65	1.678	866
38378KGV5	3324	134050	GNR 2013 57 A	10/01/2017	9,408,751.46	1.350	09/16/2020	9,458,318.21	1081	9,458,318.21	1.835	990
3137BFB67	3304	134050	FHR 4413 HP	10/01/2017	17,994,767.99	3.500	02/15/2022	17,437,668.35	1598	17,437,668.35	1.319	1507
3136A3AS0	3254	134050	FNR 2011-145 JA	10/01/2017	2,581,759.95	4.500	11/25/2022	2,464,666.09	1881	2,464,666.09	.879	1790
3136AULS8	3262	134050	FNR 2016-94 AE	10/01/2017	96,477,165.64	4.500	07/25/2024	89,294,431.90	2489	89,294,431.90	.901	2398
3137B7QN2	3305	134050	FHR 4298 PG	10/01/2017	5,679,671.51	3.000	12/15/2025	5,583,857.70	2997	5,583,857.70	2.294	2906
3137BSSN4	3314	134050	FHR 4634 MD	10/01/2017	86,160,732.79	5.000	11/15/2026	78,649,992.49	3332	78,649,992.49	1.584	3241
3137ASAG9	3299	134050	FHR 4077 BA	10/01/2017	781,086.39	2.000	06/15/2027	794,386.17	3544	794,386.17	2.705	3453
3137BDMU7	3306	134050	FHR 4389 AB	10/01/2017	8,109,590.04	3.000	09/15/2027	7,996,815.40	3636	7,996,815.40	2.496	3545



Run Date: 1/9/2018 7:54:59 AM

Investments Outstanding As Of Date: 12/31/2017

## INVENTORY BY MATURITY REPORT

CUSIP	Investment #	Fund	Issuer	Purchase Date	Current Book	Current Rate	Maturity Date	Maturity Amount	Total Days From Purc	Current Par	YTM	Days to Maturity
3136AG3J9	3256	134050	FNR 2013-116 YB	10/01/2017	5,099,989.85	3.000	09/25/2027	5,030,744.02	3646	5,030,744.02	2.540	3555
3137BHGR2	3311	134050	FHR 4463 MG	10/01/2017	304,803.03	3.000	01/15/2028	298,559.82	3758	298,559.82	2.343	3667
3136AUVL2	3261	134050	FNR 2016-93 NA	10/01/2017	189,599,137.87	3.000	03/25/2028	184,970,922.00	3828	184,970,922.00	2.305	3737
3136AVCJ6	3266	134050	FNR 2017-5 EY	10/01/2017	24,989,936.71	4.500	12/25/2028	23,412,382.29	4103	23,412,382.29	2.209	4012
3136AVCP2	3265	134050	FNR 2017-5 PK	10/01/2017	45,749,114.50	4.500	01/15/2029	42,842,532.11	4124	42,842,532.11	2.161	4033
3136A8SG6	3253	134050	FNR 2012-102 PA	10/01/2017	3,182,250.03	4.500	05/25/2029	3,042,330.66	4254	3,042,330.66	2.787	4163
3137BSY98	3315	134050	FHR 4630 MA	10/01/2017	104,735,433.61	4.000	08/15/2029	99,048,957.89	4336	99,048,957.89	2.538	4245
3137BVMP8	3319	134050	FHR 4657 JA	10/01/2017	17,457,404.05	4.500	08/15/2029	16,301,295.14	4336	16,301,295.14	2.160	4245
3136AUP96	3263	134050	FNR 2016-98 A	10/01/2017	41,554,587.63	4.000	08/25/2029	39,531,209.33	4346	39,531,209.33	2.592	4255
3137BSSL8	3313	134050	FHR 4634 MA	10/01/2017	92,319,343.74	4.500	05/15/2030	85,281,195.94	4609	85,281,195.94	2.344	4518
3136ARBM9	3258	134050	FNR 2016-2 EZ	10/01/2017	16,221,044.57	2.500	01/25/2031	16,309,019.07	4864	16,309,019.07	2.668	4773
3136AUQ38	3264	134050	FNR 2016-98 DA	10/01/2017	82,396,335.93	4.000	01/25/2031	78,654,794.75	4864	78,654,794.75	2.778	4773
3137BQNY9	3310	134050	FHR 4596 HA	10/01/2017	88,909,388.08	3.000	04/15/2031	86,953,932.47	4944	86,953,932.47	2.289	4853
3137BJ6P3	3300	134050	FHR 4478 PC	10/01/2017	4,950,438.95	2.000	04/15/2032	4,932,221.28	5310	4,932,221.28	1.850	5219
3137BSS87	3312	134050	FHR 4632 MA	10/01/2017	204,159,487.56	4.000	01/15/2034	190,373,482.80	5950	190,373,482.80	2.539	5859
31396QHD4	3259	134050	FNR 2009-47 MT	10/01/2017	992,534.15	7.000	01/25/2037	897,095.34	7056	897,095.34	-.786	6965
31398F3S8	3255	134050	FNR 2009-88 CB	10/01/2017	3,379,896.73	4.500	05/25/2037	3,222,949.02	7176	3,222,949.02	.988	7085
3137BEK45	3301	134050	FHR 4403 CA	10/01/2017	25,150,893.75	3.000	01/15/2038	24,671,026.53	7411	24,671,026.53	2.488	7320
31397YSV4	3317	134050	FHR 3500 AB	10/01/2017	1,803,460.77	4.500	08/15/2038	1,700,114.88	7623	1,700,114.88	1.425	7532
83712TDA6	2412	134050	MUNI-S.Carolina	06/01/2016	827,138.26	2.950	01/01/2041	830,000.00	8980	830,000.00	2.971	8402
3137AJXR0	3318	134050	FHR 3966 VZ	10/01/2017	9,562,082.78	4.000	11/15/2041	9,189,420.96	8811	9,189,420.96	2.925	8720
3137BJDB6	3298	134050	FHR 4470 MC	10/01/2017	12,124,649.74	2.000	06/15/2044	12,123,852.76	9754	12,123,852.76	1.998	9663
3137BJ3Q4	3302	134050	FHR 4476 B	10/01/2017	4,616,223.56	2.500	09/15/2044	4,616,223.55	9846	4,616,223.55	2.500	9755
3137BN3B8	3308	134050	FHR 4550 TA	10/01/2017	90,693,262.15	2.000	11/15/2044	90,595,953.30	9907	90,595,953.30	1.974	9816
3136BOFF8	3564	134050	FNR 2017-102 PH	11/30/2017	93,903,698.63	4.000	12/25/2047	89,601,704.23	10982	89,601,704.23	3.615	10951
3137BSSB0	3316	134050	FHR 4632 MH	10/01/2017	41,070,701.75	4.000	10/15/2053	38,738,538.51	13163	38,738,538.51	2.682	13072



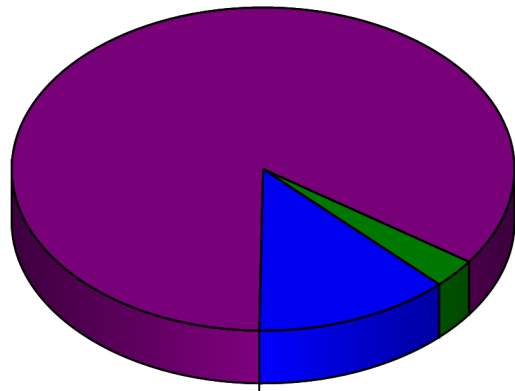
Run Date: 1/9/2018 7:54:59 AM

Investments Outstanding As Of Date: 12/31/2017

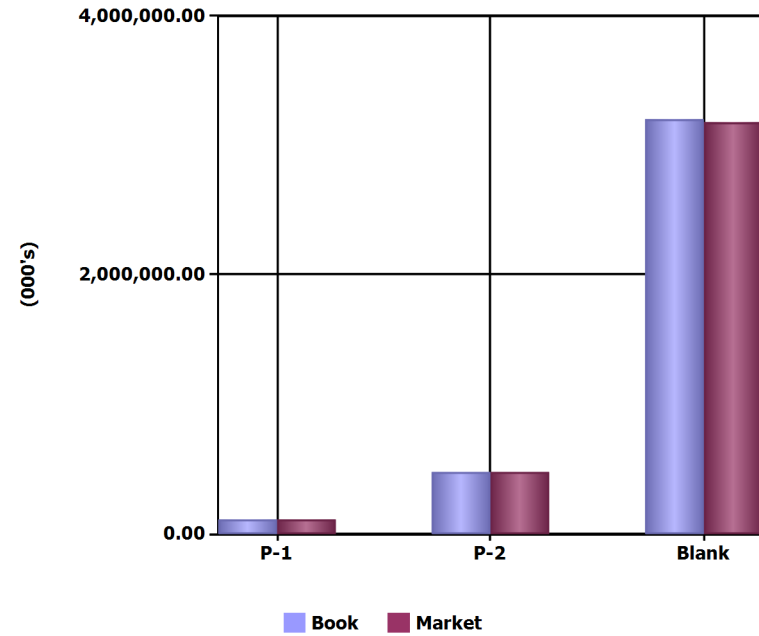
MOODY DISTRIBUTION

Moody (000's)	Par	Book	Market	MKT/Book	Yield
P-1	111,200.00	111,101.57	111,161.70	100.05 %	1.84 %
P-2	478,616.00	477,834.01	478,393.34	100.12 %	1.92 %
Blank	3,139,600.97	3,205,674.94	3,183,153.91	99.30 %	1.94 %
<b>Totals (000's):</b>	<b>3,729,416.97</b>	<b>3,794,610.52</b>	<b>3,772,708.95</b>	<b>99.42 %</b>	<b>1.93 %</b>

BOOK %



■ P-1 - 3%     ■ Blank - 84%  
■ P-2 - 13%





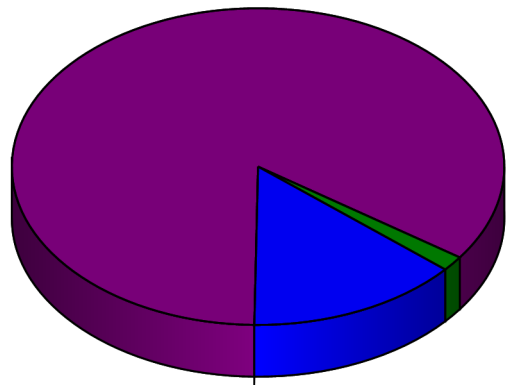
Run Date: 1/9/2018 7:54:59 AM

Investments Outstanding As Of Date: 12/31/2017

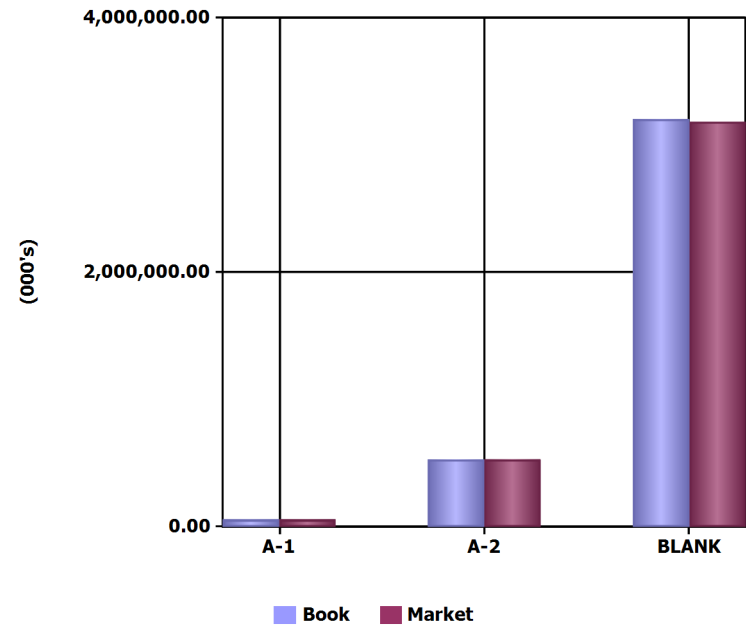
S&P DISTRIBUTION

S&P (000's)	Par	Book	Market	MKT/Book	Yield
A-1	58,500.00	58,456.78	58,472.65	100.03 %	1.90 %
A-2	531,316.00	530,478.80	531,082.39	100.11 %	1.90 %
BLANK	3,139,600.97	3,205,674.94	3,183,153.91	99.30 %	1.94 %
Totals (000's):	3,729,416.97	3,794,610.52	3,772,708.95	99.42 %	1.93 %

BOOK %



■ A-1 - 2%    ■ BLANK - 84%  
■ A-2 - 14%



### Safekeeping Inventory

Item #	Item ID	Item Type*	Safekeeping Item Description (Issuer)	Rate	Maturity	Par / Shares	Last Updated
<b>BOE - REVOLVING FUND</b>							
275	K3787	CI	IZARD COUNTY SD	4.950	11/1/19	23,333.32	10/19/17
290	K3792	CI	HORATIO SD #55	4.950	5/1/22	62,832.00	7/7/17
279	K3788	CI	HOWARD SD #2	4.950	11/1/18	16,106.60	10/17/17
272	K3785	CI	HACKET SD #17	4.950	5/1/23	120,000.00	4/14/17
287	K3790	CI	HORATIO SD #55	4.950	5/1/21	70,368.00	6/26/17
271	K3784	CI	IZARD COUNTY CONSOLIDATED SD #1	4.950	11/1/20	32,122.86	10/19/17
265	K3781	CI	MINERAL SPRINGS SD #3	4.950	11/1/21	24,800.00	10/19/17
187	K3766	CI	JONESBORO SD #1	4.950	11/1/18	14,000.00	10/17/17
180	K3764	CI	NORFORK SD #61	4.950	11/1/18	10,000.00	10/17/17
195	K3767	CI	MOUNTAINBURG SD #16	4.950	11/1/18	15,000.00	10/19/17
266	K3782	CI	OMAHA SD #6	4.950	11/1/17	0.00	10/17/17
167	K3756	CI	IZARD CO. SD #1	4.950	11/1/17	0.00	10/19/17
182	K3762	CI	OMAHA SD #6	4.950	11/1/18	4,000.00	10/17/17
289	K3791	CI	DECATUR SD #17	4.950	5/1/20	69,459.00	4/14/17
174	K3758	CI	EUREKA SPRINGS SD #21	4.950	5/1/18	50,000.00	6/26/17
262	K3778	CI	WESTERN YELL COUNTY SD	4.950	5/1/21	39,600.00	4/14/17
273	K3786	CI	HORATIO SD #55	4.950	11/1/17	20,126.00	10/19/16
261	K3777	CI	WESTERN YELL COUNTY SD	4.950	5/1/21	30,000.00	4/14/17
285	K3789	CI	HORATIO SD #55	4.950	5/1/20	108,372.00	6/26/17

19 items for BOE - REVOLVING FUND 710,119.78

**WCC - Workmans Comp Commission**

268	11605744	CD	AR MCDONALD'S SELF INSURED TRUST	1.250	6/30/17	50,382.13	8/13/12
194	10250312	CD	ARKANSAS RURAL ELECTRIC	3.560	5/21/10	100,000.00	7/31/09
227	57261076	CD	BROOKSHIRE GROCERY COMPANY	2.080	10/15/05	300,000.00	6/28/10
196	1114	CD	COLUMBIA FOREST PRODUCTS CORP	2.030	1/28/10	200,000.00	6/28/10
282	101795557	CD	ARKANSAS HOSPITAL ASSOCIATION	0.300	6/19/15	30,000.00	8/6/14
237	41356	CD	LAND O'FROST	6.000	8/27/92	100,000.00	6/28/10
281	00193718	CD	ARKANSAS HOSPITAL ASSOCIATION	0.400	6/25/15	50,000.00	8/6/14
236	20440	CD	LAND O'FROST	6.000	8/27/92	100,000.00	6/28/10
214	024555	CD	AMCA TRUCKING	6.250	4/25/96	100,000.00	6/28/10
209	14544	CD	PETERSON FARMS INC.	4.850	5/5/02	50,000.00	6/28/10
245	113806	CD	ST. BERNARDS MEDICAL CENTER	7.600	7/23/91	100,000.00	6/28/10
241	54882	CD	ARKANSAS RURAL ELECTRIC	5.500	10/28/95	100,000.00	6/28/10
240	35393	CD	ARKANSAS RURAL ELECTRIC	6.600	11/7/01	100,000.00	6/28/10
278	00192056	CD	ARKANSAS HOSPITAL ASSOCIATION	0.400	2/28/15	200,000.00	4/30/14
232	47070	CD	HARDING UNIVERSITY	6.600	2/8/96	200,000.00	6/28/10
192	1000913001	CD	ARKANSAS RURAL ELECTRIC	2.240	12/31/09	150,000.00	7/9/09



Item #	Item ID	Item Type*	Safekeeping Item Description (Issuer)	Rate	Maturity	Par / Shares	Last Updated
238	219976	CD	NORTH ARKANSAS MEDICAL CENTER	5.250	11/30/96	100,000.00	6/28/10
222	33708	CD	ARKANSAS HOSPITALITY WORKERS	5.560	12/4/07	100,000.00	6/28/10
239	1018127	CD	NORTH ARKANSAS MEDICAL CENTER	6.000	7/1/97	100,000.00	6/28/10
267	11604728	CD	AR MCDONALD'S SELF INSURED TRUST	1.250	6/20/17	201,528.51	8/13/12
205	5809	CD	SIMMONS INDUSTRIES INC.	8.250	8/17/91	100,000.00	6/28/10
288	4110970815	CD	AR MCDONALD'S SELF INSURED TRUST	0.850	2/24/18	250,000.00	6/29/16
203	991067	CD	ST. BERNARDS MEDICAL CENTER	1.790	6/17/11	100,000.00	6/28/10
228	24930	CD	BAXTER COUNTY REGIONAL HOSPITAL	7.110	6/24/91	100,000.00	6/28/10
221	6040009109	CD	ARKANSAS HOSPITALITY WORKERS	5.080	2/4/08	100,000.00	6/28/10
274	301108	CD	SIMMONS FOODS, INC.	0.400	7/17/14	300,000.00	8/7/13
276	1600024111	CD	ST. BERNARDS MEDICAL CENTER	0.550	11/18/14	100,000.00	1/31/14
234	53400	CD	JEFFERSON REGIONAL MEDICAL CENTI	7.650	6/7/91	200,000.00	6/28/10
216	40521	CD	AMCA TRUCKING	5.700	4/6/01	100,000.00	6/28/10
206	10397	CD	SIMMONS INDUSTRIES INC.	7.750	11/27/93	100,000.00	6/28/10
231	02278	CD	GILSTER-MARY LEE CORP.	7.700	6/26/91	200,000.00	6/28/10
235	140507751	CD	KLEIN TOOLS INC.	4.750	10/30/99	200,000.00	6/28/10
223	5997234	CD	ARKANSAS HOSPITALITY WORKERS	5.250	1/4/08	100,000.00	6/28/10
218	103341	CD	ARKANSAS TRUCKING ASSOCIATION	5.490	6/27/02	100,000.00	6/28/10
226	52173	CD	WHITE COUNTY MEDICAL CENTER	6.100	7/30/98	200,000.00	6/28/10
257	246082	CD	ARKANSAS SELF-INSURANCE TRUST	1.850	7/19/16	300,000.00	8/8/11
277	41315110531	CD	PAM TRANSPORT INC.	0.400	3/13/15	300,000.00	3/28/14
242	1000100001	CD	ARKANSAS RURAL ELECTRIC	4.750	3/28/07	100,000.00	6/28/10
225	873061345	CD	ARKANSAS HOSPITALITY WORKERS	5.000	1/4/08	100,000.00	6/28/10
219	873061648	CD	ARKANSAS TRUCKING ASSOCIATION	4.710	2/8/08	100,000.00	6/28/10
198	111428195	CD	BAPTIST HEALTH	1.390	8/24/10	500,000.00	9/9/09
243	2129456	CD	ARKANSAS RURAL ELECTRIC	2.450	5/15/09	100,000.00	6/28/10
207	12399	CD	SIMMONS INDUSTRIES INC.	3.250	1/3/95	100,000.00	6/28/10
191	70062968	CD	ARKANSAS RURAL ELECTRIC	1.700	6/18/10	100,000.00	7/9/09
286	111915	CD	BAXTER CO REGIONAL HOSPITAL	0.250	7/15/16	100,000.00	2/23/16
220	9510007433	CD	ARKANSAS BLUE CROSS & BLUE SHIELI	4.600	10/13/00	200,000.00	6/28/10
247	10275304	CD	ARKANSAS HOSPITAL ASSOCIATION	1.660	2/22/14	220,000.00	3/1/11
283	23065	CD	MUNI LEAGUE WORKER'S COMP TRUST	0.480	12/31/15	3,100,000.00	4/4/16
284	102586717373	CD	ATA WORKERS COMPENSATION SELF-II	1.100	1/9/20	250,000.00	3/9/15
224	1000042111	CD	ARKANSAS HOSPITALITY WORKERS	5.010	12/4/07	100,000.00	6/28/10
233	679506833	CD	HYTROL CONVEYOR CO. INC.	6.250	11/13/01	200,000.00	6/28/10
246	120587678	CD	AR TRANSIT AUTHORITY	1.830	6/20/15	250,000.00	3/1/11
217	791007	CD	ARKANSAS TRUCKING ASSOCIATION	2.280	5/3/05	100,000.00	6/28/10
215	4013329	CD	AMCA TRUCKING	5.300	4/26/97	100,000.00	6/28/10
259	6024017336	CD	ARKANSAS CHILDREN'S HOSPITAL	0.650	9/19/12	200,000.00	9/22/11

55 items for WCC - Workmans Comp Commission

11,201,910.64

Item #	Item ID	Item Type*	Safekeeping Item Description (Issuer)	Rate	Maturity	Par / Shares	Last Updated
					Total:	11,912,030.42	

\* Legend: CI = Certificate of Indebtedness  
 IB = Industrial Bond  
 GM = GNMA Passthrough  
 CM = Common Stock  
 OTH = Other  
 NA = Not Applicable