



## Research Report

# American Recovery and Reinvestment Act Quarterly Report: 1st – 3rd Quarters

November 20, 2009

BUREAU OF LEGISLATIVE RESEARCH

315 State Capitol Little Rock, Arkansas 72201 (501) 682-1937 [www.arkleg.state.ar.us](http://www.arkleg.state.ar.us)

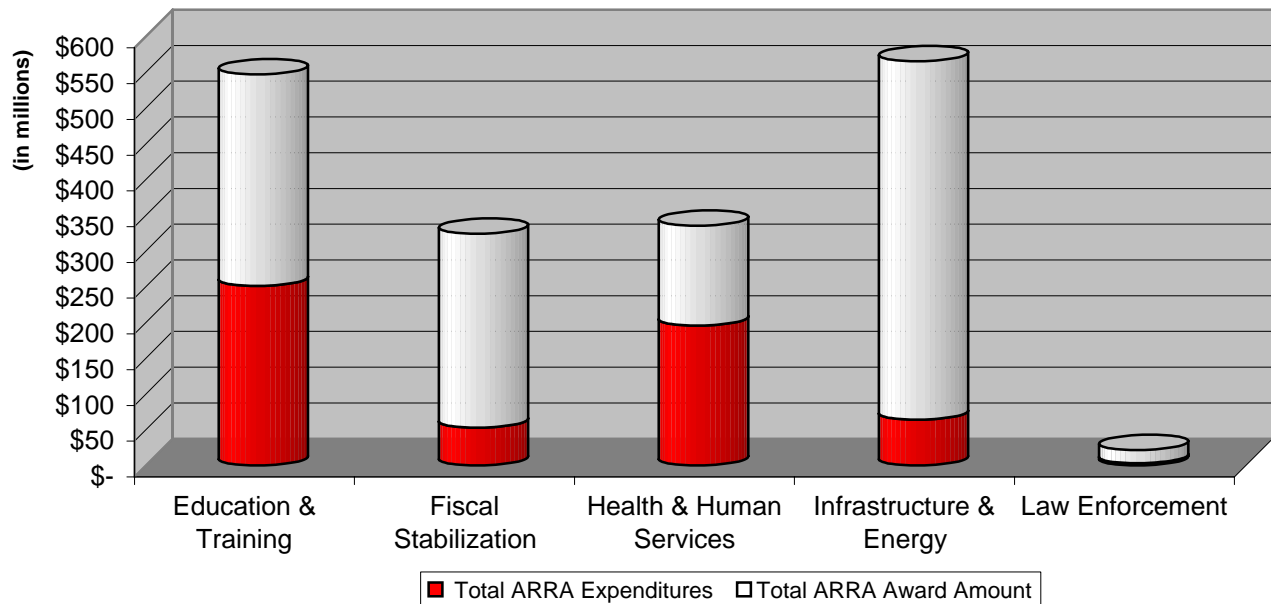
# American Recovery and Reinvestment Act Quarterly Update: 1st-3rd Quarter of 2009

<b>Funding Categories</b>	<b>Total ARRA Award Amount</b>	<b>Actual Jobs Saved/Created*</b>	<b>Total ARRA Funds Received**</b>	<b>Total ARRA Expenditures**</b>
Education & Training	\$547,119,073.00	1,423.03	\$264,723,003.00	\$251,053,085.00
Fiscal Stabilization	\$324,022,601.00	400.40	\$53,602,588.00	\$53,085,448.00
Health & Human Services	\$335,273,728.00	244.00	\$270,922,280.00	\$195,888,228.00
Infrastructure & Energy	\$565,231,765.00	466.59	\$65,840,924.00	\$63,943,901.00
Law Enforcement	\$21,576,165.00	99.55	\$15,760,923.00	\$3,027,349.00
<b>Total:</b>	<b>\$1,793,223,332.00</b>	<b>2,633.57</b>	<b>\$670,849,718.00</b>	<b>\$566,998,011.00</b>

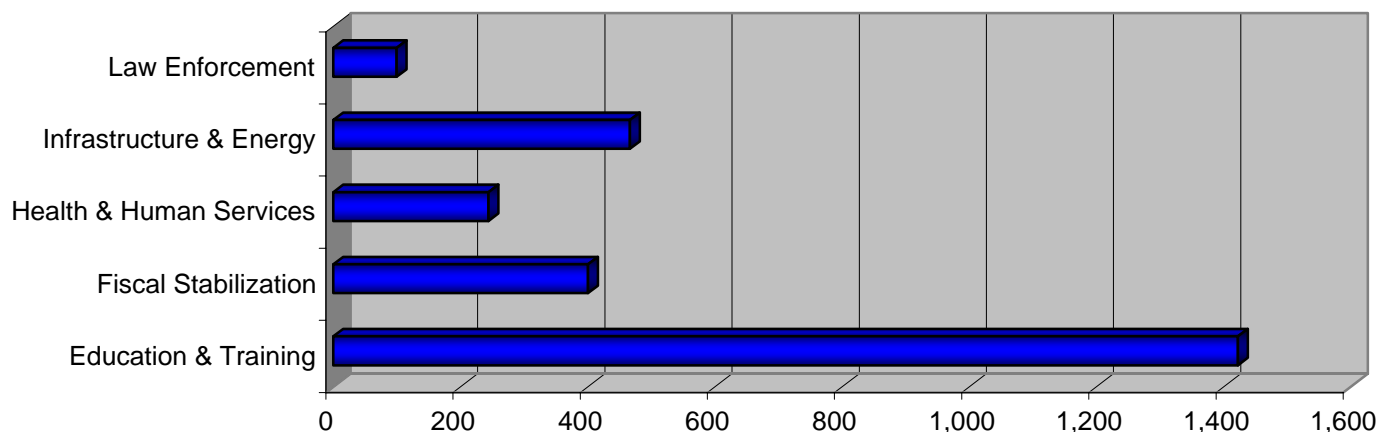
\*Source: Arkansas Office of Recovery and Reinvestment

\*\*Source: Arkansas Department of Finance and Administration, Office of Intergovernmental Services

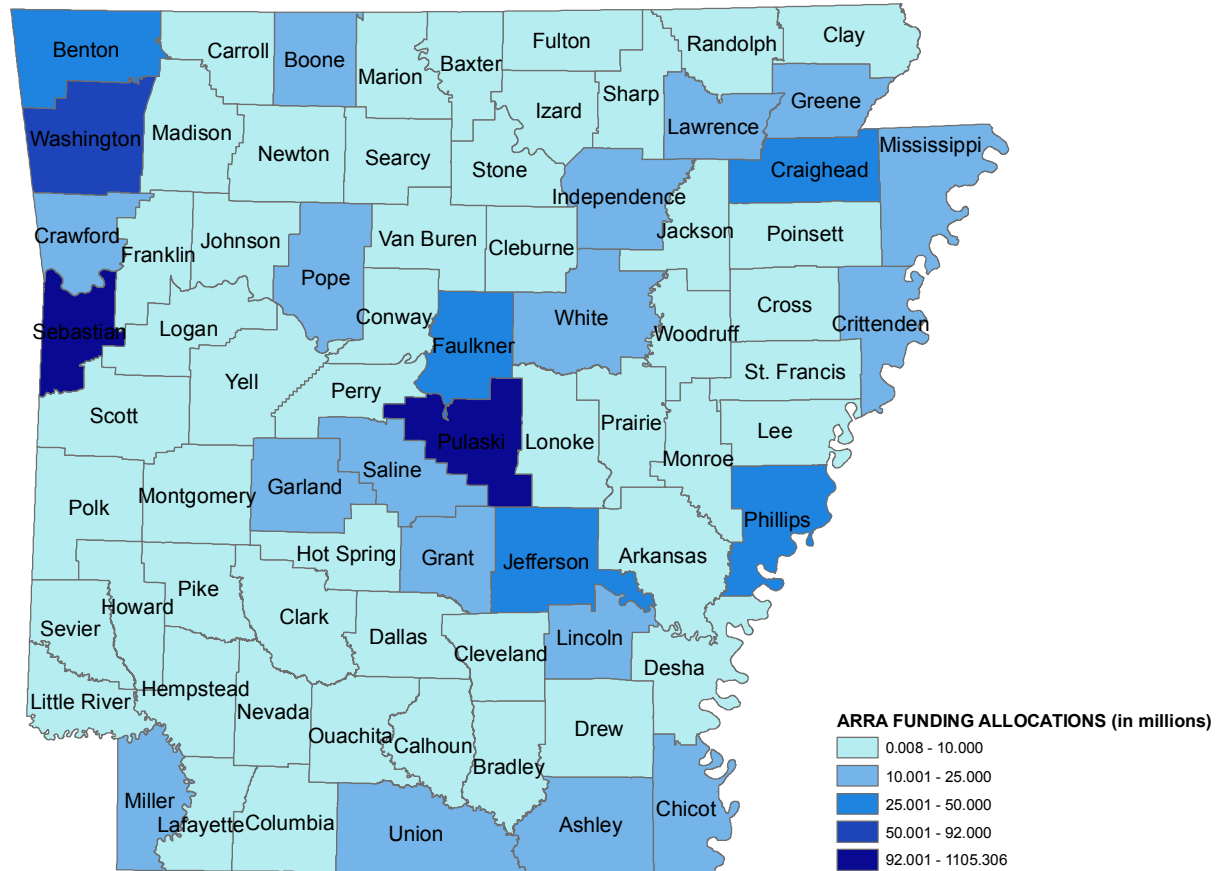
## ARRA Awards & Expenditures



## Actual Jobs Saved/Created



# DISTRIBUTION OF AMERICAN RECOVERY AND REINVESTMENT ACT FUNDS BY COUNTY



County	Funds Awarded	County	Funds Awarded	County	Funds Awarded
Arkansas	\$2,505,451.01	Garland	\$16,806,249.62	Newton	\$1,001,454.11
Ashley	\$13,902,365.49	Grant	\$12,948,082.81	Ouachita	\$4,824,002.12
Baxter	\$4,697,472.66	Greene	\$12,346,539.02	Perry	\$8,484.80
Benton	\$31,271,206.18	Hempstead	\$3,550,711.04	Phillips	\$25,055,065.10
Boone	\$15,014,843.82	Hot Spring	\$8,358,541.19	Pike	\$1,744,118.50
Bradley	\$5,371,577.60	Howard	\$2,764,961.55	Poinsett	\$9,228,494.77
Calhoun	\$2,433,964.50	Independence	\$11,441,991.73	Polk	\$3,712,757.35
Carroll	\$6,294,063.27	Izard	\$1,451,451.77	Pope	\$17,768,342.13
Chicot	\$11,008,947.87	Jackson	\$4,368,030.55	Prairie	\$1,204,839.20
Clark	\$9,240,609.28	Jefferson	\$34,390,265.53	Pulaski	\$1,105,306,494.97
Clay	\$4,800,334.84	Johnson	\$1,045,882.00	Randolph	\$7,520,285.52
Cleburne	\$4,837,386.62	Lafayette	\$1,656,959.19	Saline	\$18,842,069.65
Cleveland	\$2,973,817.60	Lawrence	\$22,668,027.53	Scott	\$3,347,185.97
Columbia	\$5,611,128.98	Lee	\$4,993,017.25	Searcy	\$2,146,912.68
Conway	\$9,320,856.97	Lincoln	\$17,642,192.20	Sebastian	\$92,215,153.72
Craighead	\$30,458,763.58	Little River	\$2,606,573.80	Sevier	\$2,298,417.37
Crawford	\$13,083,081.77	Logan	\$5,182,730.00	Sharp	\$5,644,774.19
Crittenden	\$23,903,452.92	Lonoke	\$7,802,924.42	St. Francis	\$8,204,182.44
Cross	\$6,875,720.34	Madison	\$3,984,680.10	Stone	\$3,361,645.02
Dallas	\$1,241,790.10	Marion	\$733,315.94	Union	\$11,972,188.91
Desha	\$6,805,707.26	Miller	\$21,288,554.55	Van Buren	\$4,768,104.55
Drew	\$5,868,285.42	Mississippi	\$19,741,701.40	Washington	\$50,751,948.94
Faulkner	\$34,285,680.61	Monroe	\$2,557,939.38	White	\$14,678,394.90
Franklin	\$4,344,040.55	Montgomery	\$1,855,327.65	Woodruff	\$4,412,122.75
Fulton	\$2,020,051.20	Nevada	\$3,273,739.79	Yell	\$5,261,619.59

Data Source: [Recovery.Gov](https://www.recovery.gov)  
County Boundary Map provided through Arkansas Geospor - Arkansas Geographic Information Office