



Division of Medical Services

P.O. Box 1437, Slot S-401 · Little Rock, AR 72203-1437
501-682-8292 · Fax: 501-682-1197 · TDD: 501-682-6789



May 17, 2013

The Honorable Paul Bookout, Co-Chairman
The Honorable John Charles Edwards, Co-Chairman
Arkansas Legislative Council
State Capitol Building, Room 315
Little Rock, AR 72201

Dear Senator Bookout and Representative Edwards:

Submitted herewith is the Medicaid Report for the 3rd quarter of SFY 2013 as required by A.C.A. Section 20-77-111. This report presents Medicaid data for the quarter January 1, 2013, through March 31, 2013.

If you have any questions regarding utilization and expenditure data, please contact Sharon Jordan, Chief Program Administrator, at 682-8489.

Sincerely,

A handwritten signature in cursive script that reads "Andy Allison".

Andrew Allison, PhD
Director

AA/TC

Attachment

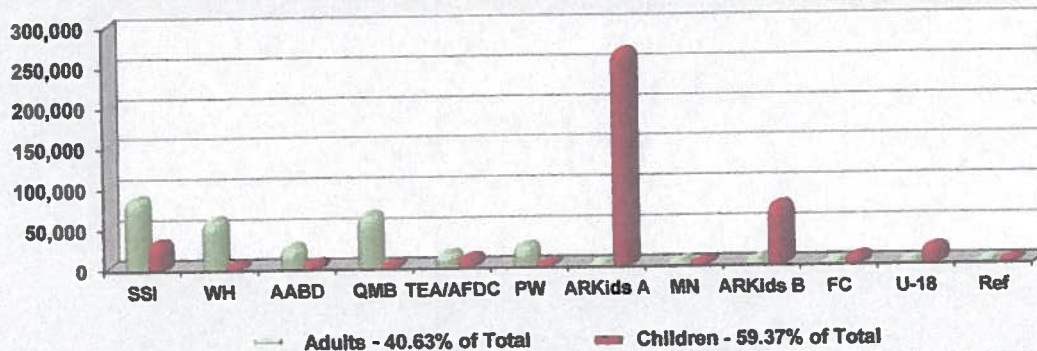
cc: Keith Gober, Analyst, Bureau of Legislative Research
Michael Feehan, Analyst, Bureau of Legislative Research
Phil Price, Analyst, Bureau of Legislative Research
Nell Smith, Analyst, Bureau of Legislative Research
Philip Adams, Office of the Governor
Sharon Jordan, Division of Medical Services
Thomas Carlisle, Division of Medical Services

MEDICAID QUARTERLY REPORT **MEDICAID ELIGIBLES AND RECIPIENTS** **THIRD QUARTER - SFY 2013**

Eligibles and Recipients by Month

| SFY13 | | | | SFY12 | | | |
|-------|-----------|------------|------------------------------|-------|-----------|------------|------------------------------|
| | Eligibles | Recipients | Recipients as % of Eligibles | | Eligibles | Recipients | Recipients as % of Eligibles |
| Jan | 685,047 | 400,198 | 58.42% | Jan | 676,593 | 350,173 | 51.76% |
| Feb | 684,712 | 458,383 | 66.95% | Feb | 676,515 | 382,789 | 56.58% |
| Mar | 684,452 | 381,519 | 55.74% | Mar | 677,856 | 425,511 | 62.77% |

Average Number of Eligibles per Month by Aid Category, Adults and Children (including ARKids First and CHIP)



Eligibles (Adults and Children) by Aid Category

(Average for January, February, March 2013)

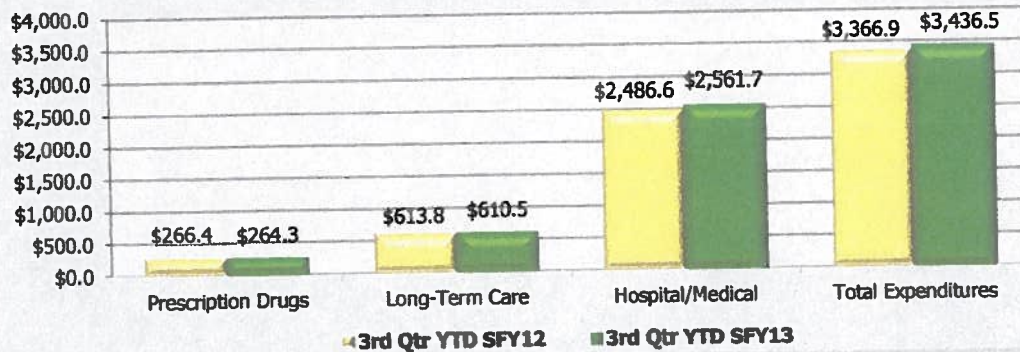
| | | Adults | Children | All |
|--|-------------------------------------|----------------|----------------|----------------|
| SSI | Supplemental Security Income | 85,098 | 30,713 | 115,811 |
| WH | Women's Health Waiver | 58,962 | 991 | 59,953 |
| AABD | Aid to the Aged, Blind and Disabled | 24,700 | 3,836 | 28,536 |
| QMB | Qualified Medicare Beneficiary | 63,709 | 34 | 63,743 |
| TEA/AFDC | Transitional Employment Assistance | 15,010 | 9,112 | 24,122 |
| PW | Pregnant Women | 23,932 | 0 | 23,932 |
| ARKids A | Low-Income Children | 0 | 264,065 | 264,065 |
| MN | Medically Needy | 2,227 | 203 | 2,429 |
| ARKids B | ARKids First Waiver | 4,292 | 71,997 | 76,289 |
| FC | Foster Care | 256 | 7,106 | 7,362 |
| U-18 | Under Age 18 | 12 | 18,477 | 18,489 |
| Ref | Refugee | 6 | 1 | 7 |
| Total Average Eligibles - 3rd Qtr SFY 2013: | | 278,203 | 406,534 | 684,737 |
| Total Average Eligibles - 3rd Qtr SFY 2012: | | 275,067 | 401,921 | 676,988 |
| Percentage of Increase from SFY 2012 to SFY 2013: | | 1.14% | 1.15% | 1.14% |

Explanation of Monthly Recipient Counts: Recipient counts include individuals who actually received services. Individuals for whom there was a managed care fee claim as part of the Primary Care Provider Program (Connect Care), but for whom there was no actual medical service, are not counted.

Sources: ACES Report IM-2414, OnDemand HMGR325J

MEDICAID QUARTERLY REPORT **MEDICAID PROGRAM EXPENDITURE DATA - VENDOR PAYMENTS** **THIRD QUARTER - SFY 2013**

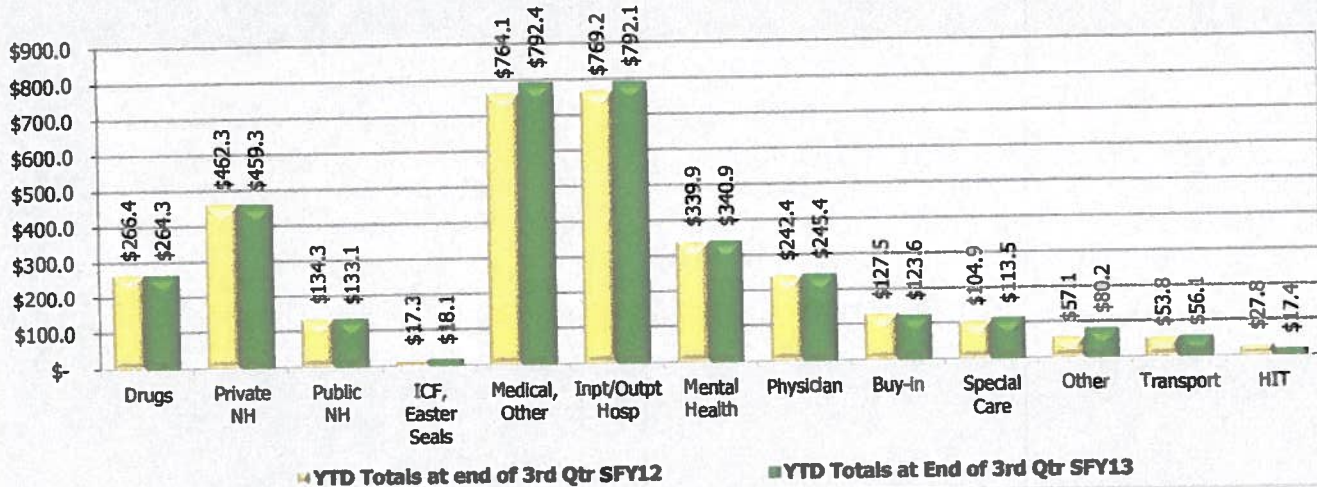
Expenditure Comparison by Appropriation
(Expressed in millions)



YTD Amounts

| | Hospital/ Medical | Drugs | Long Term Care | ARKids First | Medical Expansion | TOTAL |
|-------------------|----------------------|--------|-------------------|--------------|----------------------|--------|
| % of Budget Spent | 99.90% | 99.90% | 98.50% | 98.10% | 99.80% | 99.60% |
| Growth Over SFY12 | 3.10% | -1.10% | -0.50% | -3.90% | 9.10% | 2.10% |

Total Medicaid Expenditures by Category
(Expressed in millions)



| | |
|---|---------------|
| Actual Trust Fund Usage SFY12: | \$127,124,974 |
| Actual Trust Fund Usage this Quarter: | \$82,000,000 |
| Actual Trust Fund Usage Year-to-Date SFY13: | \$151,000,000 |
| SFY13 Projected Trust Fund Usage per 7/1 Operating Budget: | \$273,021,357 |
| SFY13 Revised Projected Trust Fund Usage 1/1/13 Operating Budget: | \$271,692,266 |

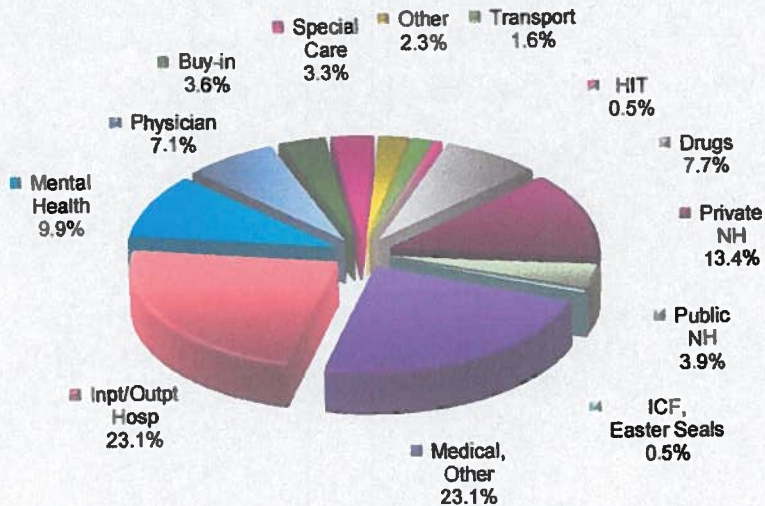
Source: DHS, DAS, Quarterly Payout Reports

Department of Human Services
Division of Medical Services

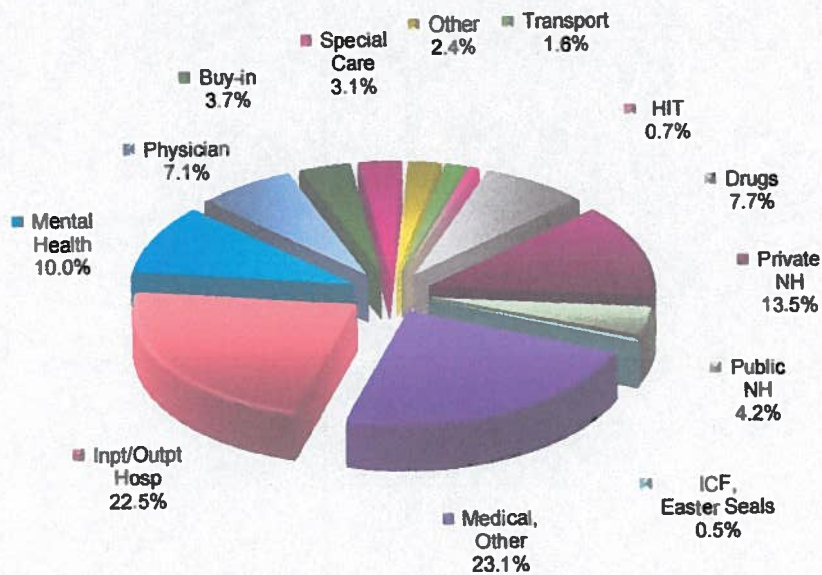
Reports and Analysis
3/31/2012

MEDICAID QUARTERLY REPORT **MEDICAID PROGRAM EXPENDITURE DATA - VENDOR PAYMENTS** **THIRD QUARTER - SFY 2013**

**Total Medicaid Expenditures
Q3 YTD SFY 2013**



**Total Medicaid Expenditures
SFY 2012**



**MEDICAID POLICY CHANGES
OCTOBER – DECEMBER 2012**

| <u>Effective Date</u> | <u>Description of Policy Change</u> |
|------------------------------|--|
| 10-1-12 | The Targeted Case Management Program for 60 and older was updated to include qualifications; assistance with or arrangement for assistance with applications and paperwork as covered services; and time spent recording documentation as a billable service. It was also updated to change the amount of services available for beneficiaries age 21 and older to 50 hours per SFY. |
| 10-1-12 | The Episodes of Care provide policy manual was created as part of the new payment improvement initiative, which uses episode-based data to incentivize improved care quality, efficiency and economy. The first episodes included were: Perinatal Care; Attention Deficit Hyperactivity Disorder (ADHD) and Acute Ambulatory Upper Respiratory Infection (URI). |
| 10-1-12 | A new Autism Waiver policy manual was included in the Medicaid Program. |
| 10-1-12 | The Personal Care program was updated to comply with Act 560 of the 2011 Regular Session which allows Assisted Living Facilities (ALF) to bill Medicaid for Personal Care services with the same reimbursement methodology as Residential Care Facilities (RCF). |

MEDICAID ELIGIBILITY CHANGES
October-December

| Effective Date | Description of Eligibility Change |
|-----------------------|--|
| 11-07-12 | MS 12-22, Medicare Savings Program. Update and clarify procedures and to comply with Act 98 which requires the use of respectful language regarding individuals with disabilities. |
| 10-19-12 | MS 12-23, Various Policy Changes. Update and clarify current policy and procedures. |