

Vision Statement: To be an honorable and professional organization through ethical and innovative leadership at all levels, providing cost efficient, superior correctional services that return productive people to the community.



Honor and Integrity in Public Service

Director's Message:

In FY 2010 the Arkansas Department of Correction experienced an increase in the monthly population growth in excess of the ten year average and saw the county jail backlog hit an all time high of 1,813. In response to this increase, we made every effort to maximize the use of all of our available beds. We adjusted the populations at the Mississippi County Work Release Center and the Benton Unit, and we relocated the populations of the Boot Camp and the Inner Change Freedom Initiative.

The employees of the ADC are to be commended for their continued dedication to their assigned tasks in light of increasing pressure on the correctional system from a growing population and a reduced budget. We endured three budgets cuts in FY10 while increasing the number of available beds in operation by opening additional unfunded beds at the Ouachita River Unit and still kept all of our facilities open and all employees on the job. We succeeded in doing more with less. Along the way, we initiated a new farming program to increase the amount of fresh produce available for inmate meals, we made technological advances in the way deposits to inmate accounts are made, and we completed a major lighting retrofit with federal stimulus monies to decrease our energy consumption.

The achievements made during the past year were only accomplished through the continued efforts of Arkansas' professional correctional staff. It is on their behalf that I extend our thanks to the Governor, the General Assembly and the Board of Corrections for their support in our efforts to provide Arkansas with the best correctional system possible.

Sincerely,

Ray Hobbs



The Mission Statement of the Arkansas Department of Correction is to:

- Provide public safety by carrying out the mandates of the courts;
- Provide a safe, humane environment for staff and inmates;
- Provide programs to strengthen the work ethic;
- Provide opportunities for spiritual, mental, and physical growth.



Governor - Mike Beebe

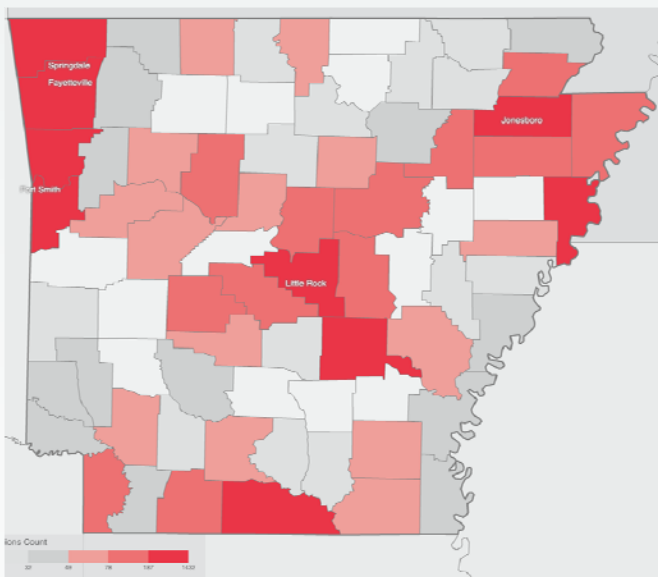
annual report

Highlights fy 10

Mapping Project

Beginning in FY09 and completed in FY10 the Department provided data to the Justice Mapping Center to help with the development of the nation's first National Atlas of Sentencing and Corrections. The Justice Mapping Center working in partnership with JFA Associates used ADC data from 2008 to demonstrate where correctional populations come from, return to, and, while under supervision, live in concentration in just a few high impact neighborhoods around the state. The purpose of the Atlas is to establish a nationwide geographic information resource that helps states better understand and communicate the challenges faced by the correctional system and the potential effectiveness of place-oriented public safety strategies. The example below reflects admissions in CY2008.

JUSTICE ATLAS OF SENTENCING AND CORRECTIONS			
Admissions Count			
Summary			
county	count	rate	\$ cost
Pulaski County	1432	5.93	87.7M
Washington County	569	4.44	26.6M
Sebastian County	540	7.17	21.2M
Benton County	359	2.92	18.0M
Crittenden County	211	6.69	12.0M
Craighead County	204	3.41	8.4M
Jefferson County	201	4.11	12.1M
Union County	192	7.54	13.7M
Crawford County	191	5.27	6.1M
Faulkner County	187	2.70	8.9M



Mobile Deposit Service

Families and friends of inmates can now make deposits to inmate accounts from their smart-phones. Recent developments to Arkansas.gov's secure transaction system allows for processing of credit card mobile payments. More than 1,300 secure payments to the inmate account system have been processed since this service has been deployed. In addition to being able to make deposits to an inmate's account from a mobile device, other services include the ability to pay parole or probation fees, restitution payments and property tax payments.

Satellite Gardens

The ADC's farming operation now has 9 satellite gardens totaling 231 acres at facilities that have traditionally not operated gardens. These gardens help to supplement the normal supply of produce that is served at the units, utilizing inmate labor to plant and harvest. Between January and June of 2010 these gardens produced over a quarter of a million pounds of produce including 7,433 pounds of green beans, 43,218 pounds of broccoli, 52,202 pounds of cabbage, 12,940 pounds of cucumbers, 4,882 pounds of corn, 11,006 pounds of yellow onions, 3,814 pounds of green onions, 108 pounds of red onions, 1500 pounds of okra, 102,398 pounds of yellow squash, 32,396 pounds of potatoes, 1258 pounds of leaf lettuce, 28 pounds of bell peppers, 98 pounds of tomatoes and 2,768 pounds of garlic.

Gleaning

Gleaning is the practice of gathering excess produce left in the fields after the harvest has been completed. This year the Department's Regional Maintenance crews added their assistance to volunteers working in conjunction with the Arkansas Hunger Relief Alliance and local farmers to help gather this food for families in need. At last count, this state-wide project had gleaned over a half million pounds of produce for distribution through Arkansas' food banks.

Budget fy 10

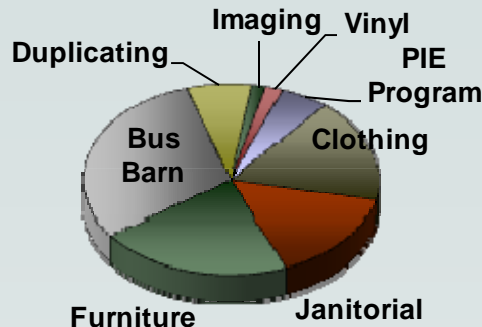
Construction Expenditures

Cummins Unit, Trustee Barracks	\$ 2,830,742
Cummins Unit, Conference Center	82,735
Cummins Unit, Armory	4,457
Cummins Unit, Fire House	81,691
East AR Unit, Lethal Fence	342,218
East AR Unit, Non-Contact Visitation	36,740
Grimes Unit, Industry Building	204,539
Grimes Unit, Vegetable Cooler	93,040
ORCU, Special Needs Unit	5,672,346
ORCU, Fuel Station	9,241
McPherson Unit, Fence	26,230
McPherson Unit, 200 Bed Const.	556,591
Wville. Unit, Entrance Bldg.	10,818
Wville, Unit, IFI Renovations	23,438
Wville. Unit, Farm Shop	127,002
Wville. Unit, Staff House	10,819
Wville. Unit, Heartbeat Detector Bldg.	24,264
Wville. Unit, Industry Building	262,024
Tucker, Chapel Renovation	23,791
Tucker, Armory	16,799
Tucker, Waste Water Treatment	87,042
Tucker Max Unit, Chapel	2,100
Tucker Max Unit, Recreation Yards	102,372
Various Locks & Door Replacement	53,945
Various Roof Repairs	225,750
Central Off. Security Enhancement	37,863
Varner Unit, Heartbeat Monitor	24,264
Varner Unit, Staff House	118,373
Varner SM Unit, Prgm. Delivery Syst.	5,274
Admin. East Building, IT Warehouse	114,582
Various Energy Savings Projects	3,666,300
Total Expenditures	\$14,877,390

Funding

General Revenue	\$ 288,609,112
Work Release	1,332,789
Agriculture	11,521,416
Industry	7,805,348
Total	\$ 309,268,665

Industry Revenue



Clothing	\$1,304,443
Janitorial	1,162,344
Furniture	1,610,182
Bus Barn	2,267,416
Duplicating	539,993
Imaging	117,282
Vinyl	144,071
PIE Program	399,936
Total	\$7,545,667

Average Inmate Cost

	Per Day	Per Year
1999	37.65	13,742.25
2000	39.35	14,362.75
2001	40.79	14,888.35
2002	42.59	16,100.15
2003	44.11	15,545.35
2004	47.32	17,271.80
2005	48.24	17,607.60
2006	52.12	19,023.80
2007	54.82	20,009.30
2008	57.13	20,852.45
2009	60.19	21,969.35
2010	60.03	21,910.95

Care & Custody

Operating Expenditures	
1999	151,336,081
2000	164,025,025
2001	175,717,556
2002	182,187,792
2003	185,682,413
2004	209,542,704
2005	215,042,365
2006	243,207,957
2007	253,342,707
2008	272,844,471
2009	280,135,153
2010	288,888,121

Agriculture Programs

Unit	Acres	Program
Cummins	14,680	Crops, Garden, Livestock
Tucker	3,601	Row crops, Garden
Wrightsville	5,000	Livestock
East AR Reg.	2,500	Cotton, Wheat, Soybean
Ouachita	100	Garden, Livestock
Newport	129	Garden, Livestock
N. Central	93	Orchard, Garden, Livestock

Total Acreage 26,103

Federal Grants Received

Residential Substance Abuse (07-1907R)	\$ 2,334
Residential Substance Abuse (09-190A08)	16,063
Residential Substance Abuse (09-190B09)	10,123
State Criminal Alien Asst. Program (SCAAP) 08	425,268
Bulletproof Vest Partnership Program (BVP)	6,803
ARRA Energy-Stimulus	3,014,180
FEMA	44,287

Total Received \$ 3,519,058

Demographics fy 10

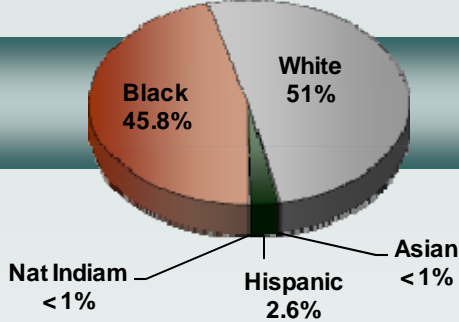
Top 10 Admission Offenses

Offense	Total	Avg Sentence
Controlled Substance	2,220	8y 7m 10d
Burglary	1,073	9y 2m 13d
Theft	743	6y 5m 19d
Assault & Battery	536	7y 9m 4d
Robbery	376	11y 10m 1d
Sexual Offenses	371	15y 8m 23d
Obstructing Gov. Oper.	331	5y 3m 0d
Forgery	273	5y 3m 11d
Offense Involving Family	258	6y 1m 6d
Aggrav. Robbery	177	19y 2m 0d

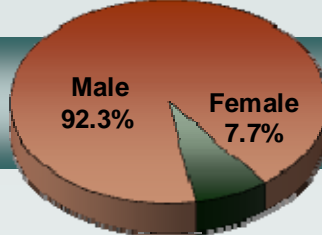
Top 10 Stock Population Offenses

Offense	Total	Avg Sentence
Controlled Substance	3,055	14y 6m 15d
Sexual Offenses	2,269	25y 7m 11d
Homicide	1,979	35y 9m 20d
Aggrav. Robbery	1,257	28y 4m 23d
Burglary	1,148	13y 7m 6d
Assault & Battery	735	16y 5m 11d
Robbery	726	16y 8m 5d
Theft	627	9y 5m 1d
Gang Related	417	23y 0m 1d
Obstruct. Gov Oper.	297	8y 2m 17d

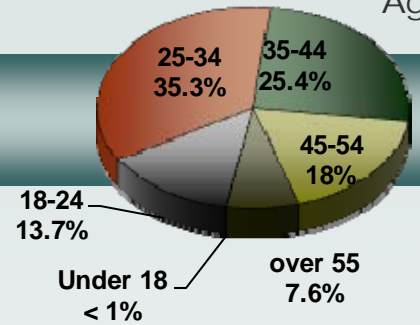
Race



Gender



Age

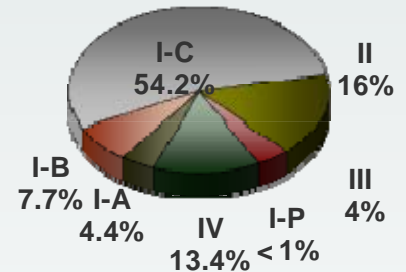


FY10 Releases

Average Sentence Data

	Male	Female	Total		Male	Female	Total
Asian	17	0	17	Sent.	5y 11m 19d	0	5y 11 19d
				Stay	2y 2m 26d	0	2y 2m 26d
Black	2,530	204	2,734	Sent.	9y 4m 6d	6y 11m 8d	9y 2m 1d
				Stay	4y 3m 26d	2y 3m 0d	4y 2m 0d
Hispanic	211	10	221	Sent.	7y 3m 25d	9y 6m 0d	7y 5m 0d
				Stay	2y 2m 0d	2y 2m 0d	2y 2m 0d
NA Indian	16	3	19	Sent.	3y 10m 27d	10y 0m 10d	4y 10m 15d
				Stay	1y 7m 26d	1y 10m 20d	1y 8m 10d
Mexican	10	0	10	Sent.	10y 3m 18d	0	10y 3m 18d
				Stay	2y 8m 17d	0	2y 8m 17d
Other	7	0	7	Sent.	5y 10m 20d	0	5y 10m 20d
				Stay	1y 5m 6d	0	1y 5m 6d
Caucasian	3,446	527	3,973	Sent.	7y 10m 23d	6y 8m 12d	7y 8m 26d
				Stay	3y 7m 4d	2y 2m 19d	3y 5m 0d
Total	6,237	744	6,981	Sent.	8y 5m 13d	6y 9m 24d	8y 3m 10d
				Stay	3y 10m 0d	2y 2m 20d	3y 7m 27d

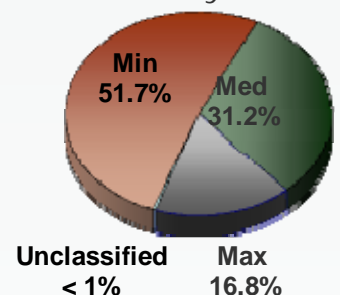
Good Time Class



Population - 6/30/2010

Custody - 13,908
Jurisdiction - 15,535
Average Daily - 15,136

Custody Class



Admissions fy 10

County	Males			Females		
	B	W		B	W	
Ashley	30	26	0.8%	7	5	0.2%
Baxter	2	64	1.0%	0	3	0.0%
Benton	18	283	4.5%	0	49	0.7%
Boone	1	62	0.9%	0	11	0.2%
Bradley	26	6	0.5%	1	0	0.0%
Calhoun	4	4	0.1%	1	0	0.0%
Carroll	0	48	0.7%	0	9	0.1%
Chicot	29	5	0.5%	0	0	0.0%
Clark	37	22	0.9%	1	5	0.1%
Clay	1	26	0.4%	0	2	0.0%
Cleburne	0	54	0.8%	0	2	0.0%
Cleveland	2	6	0.1%	0	1	0.0%
Columbia	48	3	0.8%	1	2	0.0%
Conway	13	27	0.6%	0	1	0.0%
Craighead	99	116	3.2%	7	11	0.3%
Crawford	11	133	2.1%	1	18	0.3%
Crittenden	202	66	4.0%	9	10	0.3%
Cross	11	9	0.3%	0	1	0.0%
Dallas	22	6	0.4%	1	0	0.0%
Desha	31	9	0.6%	0	1	0.0%
Drew	25	19	0.7%	1	3	0.1%
Faulkner	79	128	3.1%	5	10	0.2%
Franklin	1	36	0.6%	0	5	0.1%
Fulton	2	21	0.3%	0	4	0.1%
Garland	60	121	2.7%	8	24	0.5%
Grant	4	37	0.6%	0	7	0.1%
Greene	4	62	1.0%	0	13	0.2%
Hempstead	53	25	1.2%	4	2	0.1%
Hot Springs	34	57	1.4%	3	6	0.1%
Howard	46	19	1.0%	2	4	0.1%
Independence	11	47	0.9%	1	15	0.2%
Izard	1	16	0.3%	0	1	0.0%
Jackson	23	47	1.0%	3	12	0.2%
Jefferson	162	30	2.9%	5	6	0.2%
Johnson	7	61	1.0%	0	12	0.2%
Lafayette	24	9	0.5%	2	2	0.1%
Lawrence	1	44	0.7%	0	3	0.0%
Lee	2	7	9	6	2	0.1%

County	Males			Females		
	B	W		B	W	
Lincoln	4	5	0.1%	0	2	0.0%
Little River	28	20	0.7%	1	13	0.2%
Logan	1	31	0.5%	0	8	0.1%
Lonoke	35	108	2.1%	2	14	0.2%
Madison	0	15	0.2%	0	0	0.0%
Marion	0	18	0.3%	0	1	0.0%
Miller	109	91	3.0%	7	13	0.3%
Mississippi	117	45	2.4%	4	0	0.1%
Monroe	31	3	0.5%	2	3	0.1%
Montgomery	0	5	0.1%	0	1	0.0%
Nevada	24	8	0.5%	0	0	0.0%
Newton	0	5	0.1%	0	1	0.0%
Ouachita	46	9	0.8%	0	1	0.0%
Perry	0	16	0.2%	0	0	0.0%
Phillips	24	6	0.4%	3	0	0.0%
Pike	6	20	0.4%	0	0	0.0%
Poinsett	17	43	0.9%	1	4	0.1%
Polk	0	15	0.2%	0	1	0.0%
Pope	24	109	2.0%	1	25	0.4%
Prairie	11	9	0.3%	0	1	0.0%
Pulaski	776	251	15.3%	54	45	1.5%
Randolph	0	30	0.4%	0	3	0.0%
St Francis	33	15	0.7%	1	3	0.1%
Saline	19	109	1.9%	3	27	0.4%
Scott	0	14	0.2%	0	1	0.0%
Searcy	0	10	0.1%	0	3	0.0%
Sebastian	128	371	7.4%	8	53	0.9%
Sevier	17	65	1.2%	1	18	0.3%
Sharp	0	25	0.4%	0	2	0.0%
Stone	0	24	0.4%	0	0	0.0%
Union	113	41	2.3%	10	8	0.3%
Van Buren	1	29	0.4%	0	3	0.0%
Washington	92	448	8.0%	7	65	1.1%
White	32	94	1.9%	3	32	0.5%
Woodruff	0	5	0.1%	0	0	0.0%
Yell	5	31	0.5%	0	3	0.0%
Inter. St. Comp.	0	1	0.0%	0	0	0.0%
Unknown	4	1	0.1%	0	0	0.0%

Males = 6,784 Females = 789 Total Intakes = 7,573

Average County Jail Backup - 1,550
Average County 309 Contract - 279

Directory fy 10

Ray Hobbs, Director (870) 267-6200
 Raymond Naylor, Assistant to the Director
 Jan Scussel, Staff Attorney
 Dina Tyler, Legislative and Public Affairs
 James Gibson, Administrator, Internal Affairs
 Tracey Robertson, EEO/Grievance Officer
 Mike Wynn, Internal Auditor

Institutions

Larry May, Chief Deputy Director (870) 267-6300
 Roy Agee, Administrator, Classification
 John Kleiner, Coordinator, Emergency Preparedness
 Lt. Dennis Reap, Supervisor, K-9 Drug/Contraband
 Jerry Campbell, Administrator, Industry
 Mark McCown, Administrator, Agriculture

Grant Harris, Assistant Director (870) 267-6215
 Danny Hefflin, Coordinator, Transportation
 Sherry Glover, Coordinator, Drug Testing

Health and Correctional Programs

Wendy Kelley, Deputy Director (870) 267-6360
 Rory Griffin, Administrator, Medical Services
 Bob Parker, Administrator, Mental Health Services
 Dr. Stephen Holt, Clinical Director, Mental Health
 Roger Cameron, Coordinator, Alcohol & Drug Treatment
 Sherrie Williams, Coordinator, Volunteer Services
 Mark Wheeler, Administrator, Religious Services
 Sheri Flynn, Administrator, Sex Offender Assessment
 Bernstein Coleman, Coordinator, Pre-Release
 Dennice Alexander, Administrator, Inmate Library
 Tiffany Compton, Coordinator, Inmate Grievance

Institutional Operations

Marvin Evans, Deputy Director (870) 267-6303
 Bill Terry, Coordinator, Act 309 Program
 Nancy Koonce, Manager, Accreditation
 Mary Jones, Coordinator, Vocational Education

Administrative Services

Sheila Sharp, Deputy Director (870) 267-6240
 Kevin Murphy, Administrator, Human Resources
 Kay Skillen, Administrator, Warehouse Operations
 Mike Carraway, Administrator, Fiscal Affairs
 Jeff Jerry, Administrator, Accounting Control, Banking
 Rick Norton, Administrator, Accounting Operations
 Rhonda Westerman, Administrator, Information Systems
 Teresa Funderburg, Administrator, Procurement
 George Brewer, Administrator, Research and Planning

Construction/Maintenance

Leon Starks, Assistant Director (870) 267-6625
 Chris Aschraft, Coordinator, Maintenance
 Robert Leggett, Coordinator, Construction
 Lynn Roberts, Coordinator, Construction/Maintenance

Correction School System

Charles Allen, Ph.D., Chief Adm. Officer (870) 267-6725
 8000 Correction Circle, Pine Bluff, AR 71603

Riverside Vo-Tech School

Joe Kelnhofer, Director (870) 267-6903
 8000 Correction Circle, Pine Bluff, AR 71603

AR Correctional School
Dubs Byers, Superintendent (870) 267-6736
 8000 Correction Circle, Pine Bluff, AR 71603

Facilities

Benton Unit (501) 315-2252
Sara McQuilliams, Warden
 6701 Hwy. 67, Benton, AR 72015-8488

Cummins Unit (870) 850-8899
Gaylon Lay, Warden
 P.O. Box 500, Grady, AR 71644-0500

Delta Regional Unit (870) 538-2000
Mark Cashion, Warden
 880 East Gaines, Dermott, AR 71638-9505

Diagnostic Unit (870) 267-6410
Kay Howell, Warden
 7500 Correction Circle, Pine Bluff, AR 71603-1498

East Arkansas Regional Unit (870) 295-4700
Danny Burl, Warden
 P.O. Box 180, Brickeys, AR 72320-0180

Grimes Unit (870) 523-8302
John Maples, Jr., Warden
 300 Corrections Drive, Newport, AR 72112-33493

J. Aaron Hawkins Sr. Center (501) 897-1195
Greg Harmon, Warden
 P.O. Box 1010, Wrightsville, AR 72183-1010

Randall L. Williams Correctional Facility (870) 267-6800
Kay Howell, Warden
 7206 West 7th Ave., Pine Bluff, AR 71603

Maximum Security Unit (501) 842-3800
Billy Straughn, Warden
 2501 State Farm Road, Tucker, AR 72168-8713

McPherson Unit (Women's Unit) (870) 523-2639
John Maples, Jr., Warden
 302 Corrections Drive, Newport, AR 72112-33493

Mississippi County Work Release (870) 658-2214
Joe Porchia, Supervisor
 P.O. Box 10, Luxora, AR 72358-0010

North Central Unit (870) 297-4311
David White, Warden
 #10 Prison Circle, Calico Rock, AR 72519-0300

Northwest AR Work Release Center (479) 756-2037
James Brooks, Supervisor
 200 East Price Ave., Springdale, AR 72764-1352

Ouachita River Correctional Unit (501) 467-3400
Dale Reed, Warden
 P.O. Box 1630, Malvern, AR 72104

Pine Bluff Unit (870) 267-6510
Kay Howell, Warden
 890 Freeline Dr., Pine Bluff, AR 71603-1498

Texarkana Regional Correction Center (870) 779-3939
Larry Cauley, Supervisor
 305 East 5th Street, Texarkana, AR 75501

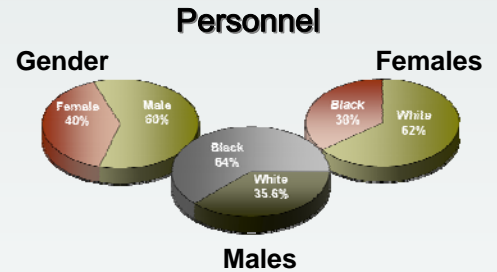
Tucker Unit (501) 842-2519
Stephen Williams, Warden
 P.O. Box 240, Tucker, AR 72168-0240

Varner/ Varner Supermax Unit (870) 575-1800
Jimmy Banks, Warden
 P.O. Box 600, Grady, AR 71644-0600

Wrightsville Unit (501) 897-5806
Greg Harmon, Warden
 P.O. Box 1000, Wrightsville, AR 72183-1000

Arkansas Board of Corrections
P.O. Box 20550
Pine Bluff, AR 71612
(870) 267- 6754

Benny Magness, Chair
Dr. Mary Parker, Vice-Chair
Alonza Jiles, Secretary
Leroy Brownlee, Member
Drew Baker, Member
Ken Jones, Member
Janis Walmsley, Member
Mark Colbert, Compliance Attorney
Shari Gray, Admin. Assistant



Personnel Ethnic Breakdown

	<u>Male</u>	<u>Female</u>	<u>Total</u>
White	1,503	590	2,093
Black	831	981	1,812
Hispanic	10	4	14
Others	10	4	14
Total	2,354	1,579	3,933

Administration Building/Central Office (870) 267-6999
 6814 Princeton Pike, Pine Bluff, AR 71602

Administrative Annex East Building (870) 850-8510
 2403 East Harding, Pine Bluff, AR 71601

**See our website for
 additional information
<http://www.adc.arkansas.gov>**