

REPORT OF THE  
UNIFORM PERSONNEL CLASSIFICATION AND COMPENSATION PLAN SUBCOMMITTEE OF THE  
ARKANSAS LEGISLATIVE COUNCIL

May 20, 2011

Mr. Chairmen:

The Uniform Personnel Classification and Compensation Plan Subcommittee met on May 16, 2011 at 1:00 p.m., in Room B of the MAC Building. The Subcommittee has reviewed the following personnel-related items and respectfully request that they be filed with the Arkansas Legislative Council:

1. Monthly Report - Pay Level IV for Grades C122–C130 - Arkansas Department of Education: **(Attachment 1)**
2. Quarterly Employment Report for the Third Fiscal Quarter 2011: **(Attachment 2)**
3. Approval of Provisional Positions for 2 year and 4 year institutions of Higher Education for the months of March 2011, April 2011 and May 2011 : **(Attachment 3)**

4. Request for special entry rate of compensation for Exceptionally Well Qualified Applicant:

<u>Agency</u>	<u>Title</u>	<u>Applicant</u>	<u>Recommended Salary / Grade</u>
DHS-Youth Services	DHS Program Administrator	Dr. Lisa Hutchinson	\$62,185/Grade C122
Insurance Department	WCC Claims Specialist	Rudolph Bischof	\$32,457/Grade C121
Information Systems	State Systems Specialist	Jack Anderson	\$72,257/Grade C124
Agriculture–Livestock & Poultry	Veterinary Virologist	Dr. Ramadevi Nimmanapalli	\$89,000/Grade N904

5. Continuation of Salary

<u>Agency</u>	<u>Title</u>	<u>Applicant</u>	<u>Recommended Salary / Grade</u>
Dept. of Arkansas Heritage	DAH Program Manager	Heather Zbinden	\$43,570/Grade C119
Dept. of Veterans Affairs	Food Preparation Technician	Coretta Walton	\$17,575/Grade C102

6. Request to obtain pool positions from the OPM central growth pool established in Arkansas Code 21-5-225 (b)(1) by Act 688 of 2009:

Agency: Arkansas Waterways Commission  
Position Requested: P027C, Public Information Specialist, Grade C116 (1 position)

Agency: Arkansas Public Defender Commission  
Position Requested: G012N, Public Defender III, Grade N905 (1 position)

Agency: Arkansas State Board of Massage Therapy  
Position Requested: X191C Massage Therapy Inspector, Grade C112 (1 position)

Agency: Arkansas Psychology Board  
Position Requested: C045C Licensing Coordinator, Grade C113 (1 position)

7. Request to obtain pool positions from the OPM pool established in Arkansas Code 21-5-225 (a)(1) by Act 688 of 2009:

Agency: Arkansas Department of Career Education  
Position Requested: R036C Human Resources Specialist, Grade C113 (1 position)  
Position Surrendered: 22080297 C073C Administrative Specialist II, Grade C109 (1 position)

8. Request to obtain pool positions from the OPM temporary transitional pool established in Arkansas Code 21-5-225 (c)(1) by Act 688 of 2009:

Agency: Arkansas Burial Association Board – Transitional Pool Position  
Position Requested: X020C Burial Association Board Executive Secretary, Grade C124 (1 position)

9. Continuation of Existing Pool Positions

<u>Agency</u>	<u>Number</u>	<u>Code</u>	<u>Title</u>	<u>Grade</u>
Insurance Commission	22154021	M066C	Program Eligibility Specialist	C114
	22154022	M066C	Program Eligibility Specialist	C114
Dept. of Information Systems	22153997	D007C	Information Systems Manager	C128
Dept. of Correction	22153897	A108C	ADC Assistant Chief Financial Officer	C130
DHS-Youth Services	22153898	G099C	DHS Program Administrator	C122
DHS-County Operations	22153925	M014C	Program Eligibility Coordinator III	C120
DHS-County Operations	22153924	G100C	County Administrator III	C122
DAH-Central Administration	22153899	D063C	Computer Support Specialist	C119

10. Request for approval of Ad Litem Attorney pursuant to Section 33, special language of Act 923 of 2011.  
12<sup>th</sup> Judicial District, Sebastian County – Position Number X0230002

11. The following classification titles for use in implementation of Miscellaneous Federal Grant Positions  
(A.C.A. § 19-7-501 et seq):

Agency: Administrative Office of the Courts

<u>Class Code / Title</u>	<u>Grade/FY11</u>	<u>Positions</u>
Q019C, AOC Senior Staff Attorney	C128	1

12. Special Entry Rate and Labor Market Reports (**Attachment 4**)

Respectfully Submitted,

---

Senator Michael Lamoureux, Co-Chair

---

Representative Bryan B. King, Co-Chair

.. 000 000 000

## For the Month of April 2011

1000

**EMPLOYMENT REPORT  
Arkansas Code 19-4-609(b)**

**THIRD FISCAL QUARTER 2011  
January, February, March 2011**

**State Personnel Review Section  
Budget and Fiscal Review Division  
Arkansas Bureau of Legislative Research  
April 27, 2011**

Arkansas Code 19-4-609(b), the "productivity reporting" portion of the State Accounting and Budgetary Procedures law of Arkansas, provides that:

Each executive, judicial, legislative, and any other agency of the state shall provide, on a calendar-monthly basis, information reflecting the number of current employees in each such agency, the number of newly hired employees, the number of employees who have transferred to other state agencies, the number of employees who retired, the number of all other separations of employees, and such other information as may be requested.

The information shall be compiled on forms developed by the Bureau of Legislative Research and submitted to the Arkansas Legislative Council on a calendar-quarterly basis.

The information contained in this report was gathered on survey forms completed by agencies of the state government. Information was requested for regular employees only.

The information was received from agencies on monthly employment reporting forms and compiled on a quarterly basis. This information is compared with that provided the preceding quarter and the year-ago quarter.

Arkansas State government had -4 less employees on monthly average in the 3RD QUARTER FY2011 than in the 3RD QUARTER FY2010.

### **VACANT BUDGET POSITIONS**

3RD QUARTER FY2011

Act 1686 of 2005 asks state agencies/institutions to collect the number of current vacant budgeted positions at each agency. A quarterly list of reasons why each position is vacant was also requested. The number reported for 3RD QUARTER FY2011 is 5709.

Vacant Budget Positions

5,709

### **OVERTIME, COMPENSATORY TIME**

At its March 12, 1992 meeting, the Governmental Efficiency Subcommittee of the Joint Performance Review Committee asked this office to use the Monthly Employment Report form to collect information from State agencies reflecting the gross total amount of Overtime Paid and the total number of Compensatory Time hours granted to employees.

The amounts reported for 3RD QUARTER FY2011 on quarterly average were as follows:

Overtime Paid	\$1,447,195.62
Comp Hours Taken	25,734.58

# Employment Report

## 3RD QUARTER FY2011 Monthly Average

			New Hires	Separations*	Total	O.T. Paid	Comp. Hrs	Vacant	Chg Last Qtr	Chg Last Year	Separations-Detail			
	3RD QUARTER FY2010	2ND QUARTER FY2011	3RD QUARTER FY2011	3RD QUARTER FY2011	3RD QUARTER FY2011	3RD QUARTER FY2011	3RD QUARTER FY2011	3RD QUARTER FY2011	2ND QUARTER FY2011	3RD QUARTER FY2011	Trans	Rtr	Other	Total
LEGISLATIVE BRANCH														
House of Representatives	20	20	0	0	20	\$0.00	0.00	0	0	0	0	0	0	0
Legislative Audit	269	268	3	2	268	\$0.00	0.00	22	0	-1	0	1	1	2
Legislative Research, Bureau of	110	113	2	1	117	\$0.00	0.00	0	3	6	0	0	1	1
Senate	13	13	0	0	13	\$0.00	0.00	2	0	0	0	0	0	0
Subtotals LEGISLATIVE BRANCH	412	414	6	4	418	\$0.00	0.00	24	3	5	0	1	2	4
JUDICIAL BRANCH														
Administrative Office of the Courts	103	107	1	1	114	\$0.00	0.00	4	7	11	0	0	1	1
Court of Appeals	48	49	2	2	49	\$0.00	0.00	0	0	1	1	0	0	2
Court Reporters	120	120	1	1	120	\$0.00	0.00	0	0	0	0	1	0	1
Office of Prosecutor Coordinator	12	12	0	0	10	\$0.00	0.00	2	-2	-2	0	0	0	0
Supreme Court	43	42	2	1	43	\$0.00	10.58	2	1	0	0	0	1	1
Subtotals JUDICIAL BRANCH	326	330	6	5	337	\$0.00	10.58	7	6	10	1	1	3	5
EXECUTIVE BRANCH														
Auditor of State	29	28	4	3	31	\$0.00	0.00	0	2	1	0	0	3	3
Governor's Mansion	9	8	0	0	8	\$0.00	0.00	2	0	-1	0	0	0	0
Land Department	44	37	3	3	35	\$0.00	0.00	7	-2	-9	0	0	3	3
Office of Attorney General	168	166	2	2	167	\$0.00	99.50	4	0	-2	0	0	1	2
Office of the Governor	55	53	2	0	56	\$0.00	0.00	4	2	0	0	0	0	0
Office of the Lt. Governor	3	4	0	0	5	\$0.00	0.00	0	1	2	0	0	0	0
Secretary of State	152	151	10	11	151	\$3.50	1.00	0	0	-1	4	1	6	11
Treasurer of State	30	31	0	0	31	\$0.00	0.00	0	0	1	0	0	0	0
Subtotals EXECUTIVE BRANCH	490	478	22	19	484	\$3.50	100.50	17	3	-9	4	1	13	19
OTHER CONSTITUTIONAL AGENCIES														
Game and Fish Commission	564	546	8	3	559	\$0.00	0.00	53	12	-6	0	2	1	3
Highway and Transportation	3576	3,616	23	28	3,609	\$369,594.08	0.00	404	-8	32	0	16	12	28
Judicial Discipline & Disability Commission	6	6	0	0	6	\$0.00	0.00	0	0	0	0	0	0	0
Subtotals OTHER CONSTITUTIONAL AGENCIES	4,146	4,168	30	31	4,173	\$369,594.08	0.00	458	4	26	0	18	13	31

### INSTITUTIONS OF HIGHER EDUCATION

#### 4 Year Institutions

Run Date: April 27, 2011

\*A separation occurs when an employee is removed from an agency payroll for reasons such as retirement, transfers, terminations or leave without pay.



## INSTITUTIONS OF HIGHER EDUCATION

#### 4 Year Institutions

INSTITUTIONS OF HIGHER EDUCATION														
4 Year Institutions														
	New Hires			Separations*		Total	O.T. Paid	Comp. Hrs	Vacant	Chg Last Qtr	Chg Last Year	Separations-Detail		
	3RD QUARTER FY2010	2ND QUARTER FY2011	3RD QUARTER FY2011	3RD QUARTER FY2011	3RD QUARTER FY2011	3RD QUARTER FY2011	3RD QUARTER FY2011	3RD QUARTER FY2011	3RD QUARTER FY2011	2ND QUARTER FY2011	3RD QUARTER FY2011	Trans	Rtr	Other Total
Arkansas State University - Beebe	334	352	4	3	353	\$0.00	64.92	13	1	19	0	0	2	3
Arkansas State University - Jonesboro	1620	1,615	16	10	1,667	\$0.00	595.71	76	51	46	0	1	9	10
Arkansas State University - Mountain Home	113	120	2	2	119	\$0.00	0.00	4	-2	5	0	0	1	2
Arkansas State University - Newport	152	148	2	2	152	\$0.00	17.83	7	3	-1	0	0	2	2
Arkansas Tech University	728	733	9	4	745	\$1,872.79	95.42	12	12	17	0	0	4	4
Henderson State University	503	503	4	4	503	\$103.87	279.86	5	-1	-1	0	0	3	4
Southern Arkansas University - Magnolia	344	350	1	2	350	\$455.58	142.75	8	-1	5	0	1	2	2
SAU - Environmental Control	7	7	0	0	8	\$0.00	0.00	0	1	1	0	0	0	0
SAU - Fire Training Academy	24	24	0	0	23	\$0.00	0.00	1	-1	-1	0	0	0	0
SAU - Tech	142	140	2	1	142	\$0.00	27.25	4	2	0	0	0	1	1
U of A, Fayetteville - Main Campus	3259	3,265	36	34	3,285	\$84,576.73	2,013.75	914	20	26	0	3	31	34
U of A, Fayetteville - Agri. Experiment Station	594	609	5	8	600	\$10,433.67	444.58	155	-10	5	0	0	7	8
U of A, Fayetteville - Archaeological Survey	43	43	0	0	43	\$0.00	0.00	7	0	0	0	0	0	0
U of A, Fayetteville - Cooperative Extension Svc.	723	713	6	7	721	\$75.25	147.42	61	7	-3	0	1	5	7
U of A, Fayetteville - Criminal Justice Institute	39	37	1	0	39	\$0.00	0.00	21	1	-1	0	0	0	0
U of A, Fayetteville - System Administration	58	59	1	0	61	\$0.00	3.17	20	2	3	0	0	0	0
U of A at Fort Smith	571	575	5	5	579	\$8,922.02	91.83	8	3	7	0	0	5	5
U of A at Little Rock	1515	1,525	7	6	1,512	\$1,222.17	110.46	39	-13	-3	0	0	6	6
U of A Medical Sciences	8443	8,210	93	97	8,229	\$477,660.98	848.85	785	19	-214	1	5	91	97
U of A at Monticello	386	387	1	2	384	\$0.00	0.00	17	-4	-3	0	0	1	2
U of A at Pine Bluff	705	650	27	4	737	\$6,756.78	0.00	4	87	32	0	0	3	4
University of Central Arkansas	1335	1,345	11	8	1,350	\$12,361.85	1,270.75	14	4	14	0	1	6	8
Arkansas School for Math, Science and Arts	117	119	1	0	116	\$0.00	0.00	0	-4	-2	0	0	0	0
2 Year Institutions														
Cossatot Community College, UA System	124	120	1	2	120	\$0.00	0.00	2	-1	-5	0	0	1	2
East Arkansas Community College	126	125	0	0	126	\$0.00	7.25	8	1	0	0	0	0	0
Mid-South Community College	151	159	2	1	158	\$0.00	2.50	3	-1	7	0	0	1	1
National Park Community College	269	318	25	23	302	\$0.00	12.67	0	-16	33	0	0	23	23
North Arkansas Community College	197	194	1	1	193	\$16,731.62	6.58	3	-1	-4	0	0	1	1
Northeastern College	200	199	0	1	197	\$43.58	7.83	13	-3	-4	0	0	1	1
Northwest Arkansas Community College	383	419	5	4	423	\$0.00	22.63	16	4	40	0	0	4	4
Ozarka College	98	102	2	1	103	\$0.00	0.00	0	1	5	0	0	1	1

Run Date: April 27, 2011

\*A separation occurs when an employee is removed from an agency payroll for reasons such as retirement, transfers, terminations or leave without pay

# INSTITUTIONS OF HIGHER EDUCATION

## 2 Year Institutions

Phillips Community College, UA System	231	227	2	1	231	\$74.31	0.00	6	4	0	0	0	1	1
Rich Mountain Community College	67	70	1	1	72	\$0.00	0.00	53	1	4	0	0	1	1
South Arkansas Community College	148	155	5	2	161	\$0.00	26.00	3	6	13	0	1	1	2
UA Community College at Batesville	120	122	1	1	125	\$0.00	7.33	4	3	5	0	0	1	1
UA Community College at Hope	120	116	1	0	120	\$0.00	0.00	37	4	0	0	0	0	0
UA Community College at Morrilton	191	219	0	2	202	\$0.00	0.00	5	-17	11	0	0	2	2
Technical Colleges														
Black River Technical College	147	150	0	1	153	\$0.00	0.67	2	3	6	0	0	0	1
Quachita Technical College	101	101	1	0	103	\$0.00	0.00	0	2	2	0	0	0	0
Pulaski Technical College	367	404	4	2	410	\$388.97	38.50	15	6	43	0	0	2	2
Southeast Arkansas College	128	119	0	0	126	\$0.00	2.33	3	6	-3	0	0	0	0
Subtotals INSTITUTIONS OF HIGHER EDUCATION	24,923	24,848	264	242	25,043	\$621,680.16	6,286.85	2349	179	104	1	14	220	242

## BOARDS & COMM - REGULATORY

Abstractors Board of Examiners	1	1	0	0	1	\$0.00	0.00	0	0	0	0	0	0	0
Accountancy Board	7	7	0	0	9	\$0.00	0.00	0	2	2	0	0	0	0
Appraisers Licensing & Certification Board	4	4	0	0	3	\$0.00	0.00	1	-1	-1	0	0	0	0
Architects Board	3	3	0	0	3	\$0.00	0.00	0	0	0	0	0	0	0
Auctioneers Licensing Board	1	1	0	0	1	\$0.00	0.00	0	0	0	0	0	0	0
Barber Examiners Board	3	3	0	0	3	\$0.00	0.00	0	0	0	0	0	0	0
Burial Association Board	3	3	0	0	3	\$0.00	0.00	0	0	0	0	0	0	0
Collection Agencies Board	3	3	0	0	3	\$0.00	0.00	1	0	0	0	0	0	0
Contractors Licensing Board	17	17	0	0	18	\$0.00	0.00	0	0	0	0	0	0	0
Embalmers & Funeral Directors Board	1	1	0	0	1	\$0.00	0.00	2	0	0	0	0	0	0
Examiners in Counseling Board	3	3	0	0	3	\$0.00	20.00	0	0	0	0	0	0	0
Fire Protection Licensing Board	2	2	0	0	2	\$0.00	0.00	0	0	0	0	0	0	0
Professional Bail Bondsmen Licensing Board	2	3	0	0	3	\$0.00	0.00	0	-1	0	0	0	0	0
Professional Engineers & Land Surveyors Board	5	4	0	0	5	\$0.00	0.00	0	1	0	0	0	0	0
Professional Geologists Board	1	1	0	0	1	\$0.00	0.00	0	0	0	0	0	0	0
Real Estate Commission	14	13	1	1	14	\$0.00	0.00	1	0	-1	0	1	1	1
Speech Pathology & Audiology	1	1	0	0	1	\$0.00	0.00	0	0	0	0	0	0	0
Towing and Recovery Board	3	3	0	0	3	\$0.00	0.00	0	0	0	0	0	0	0
Subtotals BOARDS & COMM - REGULATORY	74	73	1	1	77	\$0.00	20.00	5	1	0	0	1	1	1

Run Date: April 27, 2011

\*A separation occurs when an employee is removed from an agency payroll for reasons such as retirement, transfers, terminations or leave without pay

# **BOARDS & COMM - MEDICAL RELATED**

Chiropractic Examiners Board	1	1	0	0	0	1	\$0.00	0.00	0	0	0	0	0	0	0	0
Dental Examiners Board	3	3	0	0	0	3	\$0.00	0.00	0	0	0	0	0	0	0	0
Dietetics Licensing Board	1	1	0	0	0	1	\$0.00	0.00	0	0	0	0	0	0	0	0
Massage Therapy Board	1	1	0	0	0	1	\$0.00	0.00	0	0	0	0	0	0	0	0
Medical Board	40	40	1	1	1	39	\$0.00	23.42	2	-1	-1	0	0	1	1	1
Minority Health Commission	7	7	0	0	0	9	\$0.00	17.00	0	2	2	0	0	0	0	0
Nursing Board	24	22	1	0	0	26	\$0.00	0.00	3	4	2	0	0	0	0	0
Opticians Board	1	1	0	0	0	1	\$0.00	0.00	0	0	0	0	0	0	0	0
Optometry Board	2	2	0	0	0	2	\$0.00	0.00	0	0	0	0	0	0	0	0
Pharmacy Board	10	9	0	0	0	9	\$0.00	0.00	0	0	-1	0	0	0	0	0
Physical Therapy Board	2	2	0	0	0	2	\$0.00	0.00	0	0	0	0	0	0	0	0
Psychology Board	1	1	0	0	0	1	\$0.00	0.00	0	0	0	0	0	0	0	0
Social Work Licensing Board	1	1	0	0	0	1	\$0.00	0.00	0	0	0	0	0	0	0	0
State Spinal Cord Commission	23	24	0	1	1	24	\$0.00	0.00	1	-1	0	0	0	0	1	1
Veterinary Medical Examining Board	1	1	0	0	0	1	\$0.00	0.00	0	0	0	0	0	0	0	0
Subtotals BOARDS & COMM - MEDICAL RELATED	118	116	2	2	2	121	\$0.00	40.42	7	4	2	0	0	2	2	2

## **BOARDS & COMM - OTHER**

Capitol Zoning District Commission	3	2	0	0	0	3	\$0.00	0.00	0	1	0	0	0	0	0	0
Disability Determination for SSA	383	410	1	2	2	405	\$69,309.76	0.00	96	-5	22	0	1	1	2	2
Dr. Martin Luther King, Jr. Commission	2	4	0	0	0	3	\$0.00	0.00	0	-1	1	0	0	0	0	0
Election Commissioners Board	7	7	0	0	0	7	\$0.00	0.00	0	-1	-1	0	0	0	0	0
Ethics Commission	9	9	0	0	0	9	\$0.00	0.00	0	0	0	0	0	0	0	0
Fair Housing Commission	7	9	0	0	0	9	\$0.00	0.00	1	-1	1	0	0	0	0	0
Manufactured Homes Stds. Commission	3	3	0	0	0	3	\$0.00	0.00	0	0	0	0	0	0	0	0
Motor Vehicle Commission	7	6	0	0	0	6	\$0.00	0.00	1	0	-1	0	0	0	0	0
Private Career Education Board	3	3	0	0	0	4	\$0.00	0.00	0	0	0	0	0	0	0	0
Science & Technology Authority	15	19	0	0	0	20	\$0.00	0.00	0	1	5	0	0	0	0	0
Student Loan Authority	6	6	0	0	0	6	\$0.00	0.00	0	0	0	0	0	0	0	0
Tobacco Control Board	18	18	0	0	0	19	\$0.00	0.00	8	1	1	0	0	0	0	0
Tobacco Settlement Commission	3	2	0	0	0	3	\$0.00	0.00	0	1	0	0	0	0	0	0
War Memorial Stadium Commission	5	5	0	0	0	5	\$0.00	10.67	1	0	0	0	0	0	0	0
Waterways Commission	2	2	0	0	0	2	\$0.00	0.00	0	0	0	0	0	0	0	0

Run Date: April 27, 2011

\* A separation occurs when an employee is removed from an agency payroll for reasons such as retirement, transfers, terminations or leave without pay.

## Subtotals BOARDS &amp; COMM - OTHER

## Aeronautics Department

Subtotals SEPARATE AGENCIES

## Subtotals SEPARATE AGENCIES

Run Date: April 27, 2011

\* A separation occurs when an employee is removed from an agency payroll for reasons such as retirement, transfers, terminations or leave without pay.

			New Hires	Separations*	Total	O.T. Paid	Comp. Hrs	Vacant	Chg Last Qtr	Chg Last Year	Separations-Detail				
	3RD QUARTER FY2010	2ND QUARTER FY2011	3RD QUARTER FY2011	3RD QUARTER FY2011	3RD QUARTER FY2011	3RD QUARTER FY2011	3RD QUARTER FY2011	3RD QUARTER FY2011	2ND QUARTER FY2011	3RD QUARTER FY2011	Trans	Rtr	Other	Total	
DEPARTMENT OF AGRICULTURE															
Administration	3	4	0	0	4	\$0.00	0.00	0	-1	0	0	0	0	0	
Aquaculture Division	2	2	0	0	2	\$0.00	0.00	0	0	0	0	0	0	0	
Forestry Division	324	312	0	2	309	\$81.01	2,187.83	20	-3	-15	0	1	1	2	
Land Survey Division	4	4	0	0	4	\$0.00	0.00	0	0	0	0	0	0	0	
Livestock & Poultry Commission	118	115	2	1	115	\$24,850.27	12.75	25	-1	-4	0	0	1	1	
State Plant Board	128	128	1	1	128	\$0.00	34.00	20	-1	-1	0	1	0	1	
Subtotals DEPARTMENT OF AGRICULTURE	579	565	3	4	561	\$24,931.28	2,234.58	66	-6	-20	0	2	2	4	
DEPARTMENT OF ARKANSAS HERITAGE															
DEPARTMENT OF ARKANSAS HERITAGE	142	139	2	2	142	\$1.33	186.75	51	2	-1	0	0	1	2	
Subtotals DEPARTMENT OF ARKANSAS HERITAGE	142	139	2	2	142	\$1.33	186.75	51	2	-1	0	0	1	2	
DEPARTMENT OF ASSESSMENT COORDINATION															
DEPT. OF ASSESSMENT COORDINATION	31	32	3	1	33	\$0.00	1.33	2	0	1	0	0	1	1	
Subtotals DEPARTMENT OF ASSESSMENT COORDINATION	31	32	3	1	33	\$0.00	1.33	2	0	1	0	0	1	1	
DEPARTMENT OF COMMUNITY CORRECTION															
DEPARTMENT OF COMMUNITY CORRECTION	1169	1,196	26	20	1,209	\$0.00	187.92	192	13	40	1	2	17	20	
Subtotals DEPARTMENT OF COMMUNITY CORRECTION	1,169	1,196	26	20	1,209	\$0.00	187.92	192	13	40	1	2	17	20	
DEPARTMENT OF CORRECTION															
DEPARTMENT OF CORRECTION	3928	3,939	89	79	4,010	\$38,302.81	2,412.93	386	70	81	0	4	75	79	
Subtotals DEPARTMENT OF CORRECTION	3,928	3,939	89	79	4,010	\$38,302.81	2,412.93	386	70	81	0	4	75	79	
DEPARTMENTS OF EDUCATION & WORKFORCE ED															
DEPARTMENTS OF EDUCATION & WORKFORC	0	0	0	0	0	\$0.00	0.00	0		0	0	0	0	0	
Career Education, Department of	79	84	1	1	85	\$0.00	64.09	11	1	6	0	0	1	1	
Career Education - Rehabilitations Services	476	479	6	6	476	\$79.86	44.67	55	-3	0	0	1	4	6	
Education, Department of	393	366	4	3	358	\$0.00	0.00	94	-8	-35	0	1	2	3	
Educational TV Division	98	96	1	0	97	\$0.00	2.67	16	1	-1	0	0	0	0	
School for the Blind	85	85	0	0	84	\$788.32	123.58	14	-1	-1	0	0	0	0	
School for the Deaf	145	144	3	0	147	\$1,126.49	277.67	23	3	2	0	0	0	0	
State Library	51	50	1	0	52	\$0.00	0.00	4	2	1	0	0	0	0	
Technical Institutes & Comp. Lifelong Learning															
Crowley's Ridge Technical Institute	53	51	0	0	52	\$0.00	0.00	5	1	-1	0	0	0	0	
Northwest Technical Institute	59	60	0	0	59	\$0.00	0.00	3	-1	0	0	0	0	0	
Riverside Vo-Tech	37	36	1	0	37	\$0.00	0.00	1	1	0	0	0	0	0	

Run Date: April 27, 2011

\*A separation occurs when an employee is removed from an agency payroll for reasons such as retirement, transfers, terminations or leave without pay.




			New Hires	Separations*	Total	O.T. Paid	Comp. Hrs	Vacant	Chg Last Qtr	Chg Last Year	Trans	Retr	Other	Detail Total
	3RD QUARTER FY2010	2ND QUARTER FY2011	3RD QUARTER FY2011	3RD QUARTER FY2011	3RD QUARTER FY2011	3RD QUARTER FY2011	3RD QUARTER FY2011	3RD QUARTER FY2011	2ND QUARTER FY2011	3RD QUARTER FY2011				
DEPARTMENT OF LABOR														
DEPARTMENT OF LABOR	96	92	0	1	88	\$0.00	105.33	6	-4	-8	0	1	1	1
Subtotals DEPARTMENT OF LABOR	96	92	0	1	88	\$0.00	105.33	6	-4	-8	0	1	1	1
DEPARTMENT OF PARKS AND TOURISM														
DEPARTMENT OF PARKS AND TOURISM	750	753	7	9	750	\$74.83	208.42	51	-3	0	0	3	6	9
Subtotals DEPARTMENT OF PARKS AND TOURISM	750	753	7	9	750	\$74.83	208.42	51	-3	0	0	3	6	9
DEPARTMENT OF WORKFORCE SERVICES														
DEPARTMENT OF WORKFORCE SERVICES	852	908	11	11	907	\$1,130.42	267.50	185	-1	55	0	5	6	11
Subtotals DEPARTMENT OF WORKFORCE SERVICES	852	908	11	11	907	\$1,130.42	267.50	185	-1	55	0	5	6	11
ECONOMIC DEVELOPMENT COMMISSION														
ECONOMIC DEVELOPMENT COMMISSION	94	104	0	3	98	\$0.00	0.00	18	-7	3	0	0	2	3
Subtotals ECONOMIC DEVELOPMENT COMMISSION	94	104	0	3	98	\$0.00	0.00	18	-7	3	0	0	2	3
Grand Total	57,052	56,705	713	637	57,048	\$1,447,195.62	25,734.58	5,709	295	-52	14	85.33	522	637.3

Run Date: April 27, 2011

\* A separation occurs when an employee is removed from an agency payroll for reasons such as retirement, transfers, terminations or leave without pay.

# **Arkansas Public Higher Education Provisional Positions Report**

March 2011



**Arkansas Department of Higher Education**  
114 East Capitol, Little Rock, Arkansas 72201



# Provisional Positions Approved 2010-11 Fiscal Year

DATE: March 2011  
INST: Cossatot Community College of the University of Arkansas

Number of Positions Authorized by Act 688 and 245 of 2009	105
Number of Positions Established To Date	43
Number of Positions Remaining for 2010-11	62
Number of New Provisional Positions	1
Number of Continual Provisional Positions	

Item No.	New or Continual	Authorized Title	Working Title	# of Positions	Classified Grade or Maximum Annual Salary 2010-11	Source of Funding	Position Assignment
21	New	Counselor	Part-time Counselor	1	\$81,686	U S Dept of Health & Human Services	Academic Services
Total Number of Positions				1			

# Provisional Positions Approved 2010-11 Fiscal Year

DATE: March 2011  
INST: Northwest Arkansas Community College

Number of Positions Authorized by Act 688 and 245 of 2009	80
Number of Positions Established To Date	45
Number of Positions Remaining for 2010-11	35
Number of New Provisional Positions	1
Number of Continual Provisional Positions	

Item No.	New or Continual	Authorized Title	Working Title	# of Positions	Classified Grade or Maximum Annual Salary 2010-11	Source of Funding	Position Assignment
913	New	C073C / Administrative Specialist II	C073C / Administrative Specialist II	1	C109	Title III Grant	Student Learning
Total Number of Positions				<u>1</u>			

**Provisional Positions Approved  
2010-11 Fiscal Year**

DATE: March 2011  
INST: University of Arkansas at Fayetteville

Number of Positions Authorized by Act 699 and 245 of 2009	500
Number of Positions Established To Date	252
Number of Positions Remaining for 2010-11	248
Number of New Provisional Positions	3
Number of Continual Provisional Positions	

Item No.	New or Continual	Authorized Title	Working Title	# of Positions	Classified Grade or Maximum Annual Salary 2010-11	Source of Funding	Position Assignment
134	New	Associate Director of Outreach	Associate Director of Outreach	1	\$77,250	Watson Family Charitable Foundation	WCOB
135	New	Project/Program Manager	Project/Program Manager	2	\$78,810	Sustainability Consortium	WCOB
Total Number of Positions				<u>3</u>			

**Provisional Positions Approved  
2010-11 Fiscal Year**


DATE: March 2011  
INST: University of Arkansas at Little Rock

Number of Positions Authorized by Act 698 and 245 of 2009	300
Number of Positions Established To Date	216
Number of Positions Remaining for 2010-11	84
Number of New Provisional Positions	2
Number of Continual Provisional Positions	

Item No.	New or Continual	Authorized Title	Working Title	# of Positions	Classified Grade or Maximum Annual Salary 2010-11	Source of Funding	Position Assignment
85	New	Asst Res/Ext Specialist	Asst Res/Ext Specialist	1	\$78,447	University Center	Institute for Econ. Advance
87	New	Assoc Res/Ext Specialist	Assoc Res/Ext Specialist	1	\$100,360	Innovation Clusters	Institute for Econ. Advance
Total Number of Positions				<u>2</u>			

# **Arkansas Public Higher Education Provisional Positions Report**

April 2011



**Arkansas Department of Higher Education**  
114 East Capitol, Little Rock, Arkansas 72201

# Provisional Positions Approved 2010-11 Fiscal Year

DATE: April 2011  
INST: Southeast Arkansas College

Number of Positions Authorized by Act 688 and 245 of 2009 40  
Number of Positions Established To Date 21  
Number of Positions Remaining for 2010-11 19  
  
Number of New Provisional Positions 2  
Number of Continual Provisional Positions

Item No.	New or Continual	Authorized Title	Working Title	# of Positions	Classified Grade or Maximum Annual Salary 2010-11	Source of Funding	Position Assignment
7	New	Project/Program Specialist	Institutional Report Creation Specialist	1	\$58,559	Carl Perkins 50%/Institution 50%	Institutional Research
8	New	Project/Program Specialist	Institutional Research Analyst	1	\$58,559	Carl Perkins 50%/Institution 50%	Institutional Research

Total Number of Positions 2

# **Provisional Positions Approved 2010-11 Fiscal Year**

**DATE:** April 2011  
**INST:** Arkansas State University - Beebe

Number of Positions Authorized by Act 688 and 245 of 2009 100  
 Number of Positions Established to Date 74  
 Number of Positions Remaining for 2010-11 26  
 Number of New Provisional Positions 1  
 Number of Continual Provisional Positions

Item No.	New or Continual	Authorized Title	Working Title	# of Positions	Classified Grade or Maximum Annual Salary 2010-11	Source of Funding	Position Assignment
914	New	C073C Administrative Specialist II	C073C Administrative Specialist II	1	C109	Student Support Services	Student Support Services
Total Number of Positions				<u>1</u>			

**Provisional Positions Approved  
2010-11 Fiscal Year**

**DATE:** April 2011  
**INST:** University of Arkansas at Fort Smith

Number of Positions Authorized by Act 688 and 245 of 2009	40
Number of Positions Established To Date	17
Number of Positions Remaining for 2010-11	23
Number of New Provisional Positions	1
Number of Continual Provisional Positions	

Item No.	New or Continual	Authorized Title	Working Title	# of Positions	Classified Grade or Maximum Annual Salary 2010-11	Source of Funding	Position Assignment
13	New	Project/Program Manager	Project/Program Manager	1	\$78,810	Arkansas Department of Education	College of Education(Educational Renewal Zone)
Total Number of Positions				<u>1</u>			



**Provisional Positions Approved  
2010-11 Fiscal Year**

**DATE:** April 2011  
**INST:** University of Arkansas at Monticello

Number of Positions Authorized by Act 688 and 245 of 2009 100  
 Number of Positions Established To Date 44  
 Number of Positions Remaining for 2010-11 56  
 Number of New Provisional Positions 1  
 Number of Continual Provisional Positions

Item No.	New or Continual	Authorized Title	Working Title	# of Positions	Classified Grade or Maximum Annual Salary 2010-11	Source of Funding	Position Assignment
27	New	Project/Program Director	Trainer/Grant Director	1	\$86,964	Connect Arkansas Grant	Student Affairs

Total Number of Positions 1

**Provisional Positions Approved  
2010-11 Fiscal Year**

**DATE:** April 2011  
**INST:** Arkansas State University

Number of Positions Authorized by Act 688 and 245 of 2009  
Number of Positions Established To Date  
Number of Positions Remaining for 2010-11  
Number of New Provisional Positions  
Number of Continual Provisional Positions

300  
230  
70  
1

Item No.	New or Continual	Authorized Title	Working Title	# of Positions	Classified Grade or Maximum Annual Salary 2010-11	Source of Funding	Position Assignment
71	New	Project/Program Manager	Project/Program Manager	1	\$78,810	SHADES/SMDC	College of Science & Math/Dean's Office - Dr. Pratte

Total Number of Positions 1

**Provisional Positions Approved  
2010-11 Fiscal Year**


**DATE:** April 2011  
**INST:** University of Arkansas at Fayetteville

Number of Positions Authorized by Act 588 and 245 of 2009	500
Number of Positions Established To Date	253
Number of Positions Remaining for 2010-11	247
Number of New Provisional Positions	1
Number of Continual Provisional Positions	

Item No.	New or Continual	Authorized Title	Working Title	# of Positions	Classified Grade or Maximum Annual Salary 2010-11	Source of Funding	Position Assignment
135	New	Post Doctoral Fellow - 12 Month	Post Doctoral Fellow - 12 Month	1	\$80,749	Dept. of Defense	ELEG
Total Number of Positions				<u>1</u>			

# **Arkansas Public Higher Education Provisional Positions Report**

**May 2011**



**Arkansas Department of Higher Education**  
114 East Capitol, Little Rock, Arkansas 72201

**Provisional Positions Approved  
2010-11 Fiscal Year**

**DATE:** May 2011  
**INST:** Arkansas State University

Number of Positions Authorized by Act 688 and 245 of 2009	300
Number of Positions Established To Date	234
Number of Positions Remaining for 2010-11	66
Number of New Provisional Positions	4
Number of Continual Provisional Positions	

Item No.	New or Continual	Authorized Title	Working Title	# of Positions	Classified Grade or Maximum Annual Salary 2010-11	Source of Funding	Position Assignment
72	New	Research Associate	Research Associate	2	\$93,874	SHADES	College of Science & Math/Dean's Office/Dr. Pratie
73	New	Research Associate	Research Associate	1	\$93,874	SHADES	College of Science & Math/Dean's Office/Dr. Pratie
74	New	Project/Program Manager	Project/Program Manager	1	\$78,810	SHADES/MDC	College of Science & Math/Dean's Office/Dr. Pratie
Total Number of Positions				<u>4</u>			

# Provisional Positions Approved 2010-11 Fiscal Year

DATE: May 2011  
INST: University of Arkansas - Arkansas Archeological Survey

Number of Positions Authorized by Act 688 and 245 of 2009	150
Number of Positions Established To Date	1
Number of Positions Remaining for 2010-11	149
Number of New Provisional Positions	1
Number of Continual Provisional Positions	

Item No.	New or Continual	Authorized Title	Working Title	# of Positions	Classified Grade or Maximum Annual Salary 2010-11	Source of Funding	Position Assignment
1	New	Survey Research Assistant	Survey Research Assistant	1	\$64,645	Contract - Brookington & Assoc and Contract - AR Army National Guard	ARAS
Total Number of Positions				1			

**Provisional Positions Approved  
2010-11 Fiscal Year**

DATE: May 2011  
INST: University of Arkansas at Fayetteville

Number of Positions Authorized by Act 688 and 245 of 2009	500
Number of Positions Established To Date	259
Number of Positions Remaining for 2010-11	241
Number of New Provisional Positions	6
Number of Continual Provisional Positions	

Item No.	New or Continual	Authorized Title	Working Title	# of Positions	Classified Grade or Maximum Annual Salary 2010-11	Source of Funding	Position Assignment
137	New	Assistant Professor - 12 Month	Assistant Professor	1	\$72,095	Sustainability Consortium	CHEG
138	New	Project/Program Specialist	Project/Program Specialist	1	\$67,996	NSF	NANO
935	New	E058C / Library Specialist	E058C / Library Specialist	1	C111	Tyson Foods	Mullins Library
936	New	E050C / Library Supervisor	E050C / Library Supervisor	1	C115	Mack & Donna McLarty	Mullins Library
937	New	C056C / Administrative Specialist III	C056C / Administrative Specialist III	1	C112	Sustainability Consortium	WCOB
938	New	C056C / Administrative Specialist III	C056C / Administrative Specialist III	1	C112	Sustainability Consortium	WCOB
Total Number of Positions				6			

Provisional Positions Approved  
2010-11 Fiscal Year

DATE: May 2011  
INST: University of Arkansas at Little Rock

Number of Positions Authorized by Act 688 and 245 of 2009  
Number of Positions Established To Date  
Number of Positions Remaining for 2010-11  
Number of New Provisional Positions  
Number of Continual Provisional Positions

300  
217  
83  
1

Item No.	New or Continual	Authorized Title	Working Title	# of Positions	Classified Grade or Maximum Annual Salary 2010-11	Source of Funding	Position Assignment
88	New	Research Associate	Research Associate	1	\$93,874	U.S. Air Force Grant	Information Science
Total Number of Positions				1			



**Provisional Positions Approved  
2010-11 Fiscal Year**

**DATE:** May 2011  
**INST:** University of Arkansas at Pine Bluff

Number of Positions Authorized by Act 688 and 245 of 2009	130
Number of Positions Established To Date	100
Number of Positions Remaining for 2010-11	30

Number of New Provisional Positions	1
Number of Continual Provisional Positions	

Item No.	New or Continual	Authorized Title	Working Title	# of Positions	Classified Grade or Maximum Annual Salary 2010-11	Source of Funding	Position Assignment
50	New	Project/Program Specialist	Project/Program Specialist	1	\$67,996	HBCU-UP STEM	Office of Academic Affairs
Total Number of Positions				1			

May, 2011  
Special Entry Rate  
**EXCEPTIONALLY WELL QUALIFIED**  
Chief Fiscal Officer

DATE RECEIVED	AGENCY/INST	APPLICANT	CODE	TITLE	GR	CURRENT/ PREVIOUS SALARY	ENTRY	REQ SALARY	APPROVED/ DISAPPROVED SALARY
11/3/2010	Correction	Raymond Naylor	G222C	ADC/DCC Internal Affairs Administrator	C121	\$43,080	\$39,199	\$53,264	\$45,665
11/16/2011	Correction	Stacia Wood-Lenderman	R006C	HR Administrator	C126	\$50,029	\$60,029	\$65,324	\$55,308
12/3/2010	DIS	Laura Bushman	C073C	Admin Specialist II	C109	\$30,160	\$21,827	\$29,427	\$29,427
12/3/2010	Veterens Affairs	Melanie Stetten	M054C	Social Service Worker	C115	\$45,386	\$29,251	\$33,280	\$33,280
12/6/2010	Health	Belinda Grigsby	A081C	Auditor	C117	\$90,000	\$32,249	\$44,505	\$44,505
12/8/2010	Community Correction	Carrie Cochran-Ragion	C037C	Administrative Analyst	C115	\$31,500	\$29,251	\$40,367	\$34,601
12/8/2010	DIS	Janet Wilson	D064C	Website Developer	C118	\$40,367	\$33,861	\$46,730	\$44,403
12/9/2010	AETN	Julia E. Groce	E048C	Education and Instruction Specialist	C116	\$38,000	\$30,713	\$39,000	\$36,500
12/10/2010	UCA	Daniel W. Ruth	D068C	Information Systems Analyst	C117	\$68,000	\$32,249	\$40,500	\$40,500
12/11/2011	Insurance	Cynthia Crone	L018N	Nurse Practitioner	N904	\$75,000	\$73,116	\$82,256	\$82,256
12/3/2011	AETN	Erka Sams	E048C	Education and Instruction Specialist	C116	\$37,050	\$30,713	\$38,000	\$33,500
12/3/2011	DIS	Laura Bushman	C073C	Administrative Specialist II	C109	\$30,160	\$21,827	\$29,427	\$29,427
12/3/2011	Veterens Affairs	Melanie Stetten	M054C	Social Service Worker	C115	\$45,386	\$28,251	\$33,280	\$33,280
12/6/2011	Health	Belinda Grisy	A081C	Auditor	C117	\$90,000	\$32,249	\$44,505	\$44,505
12/8/2011	DIS	Janet Wilson	D064C	Website Developer	C118	\$40,367	\$33,861	\$46,730	\$44,403
12/8/2011	Community Correction	Carrie Cochran-Ragion	C073C	Administrative Analyst	C115	\$31,500	\$29,251	\$40,367	\$34,601
12/9/2011	AETN	Julia Groce	E048C	Education and Instruction Specialist	C116	\$38,000	\$30,713	\$39,000	\$36,500
12/10/2011	UCA	Dan Ruth	D068C	Information Systems Analyst	C117	\$68,000	\$32,249	\$40,500	\$40,500
12/13/2010	DHS	Ariston Jacks	P020C	Production Artist	C117	\$36,420	\$32,249	\$34,234	\$34,234
12/13/2011	Parks & Tourism	Nate Preisendorfer	S033C	Maintenance Supervisor	C115	\$32,604	\$28,251	\$40,367	\$32,604
12/17/2011	Education	Crenisha Wright	D055C	ADE APSCN	C121	\$54,002	\$19,199	\$53,264	\$46,350
12/21/2010	Insurance	Robert Alexander	G004C	Managing Attorney	C129	\$57,040	\$57,914	\$73,116	\$66,596
12/22/2011	Education	Melissa McCullen	L035C	Nutritionist Consultant	C121	\$39,100	\$39,199	\$41,612	\$39,199
12/22/2011	DIS	Chad Harvson	D029C	Information Systems Manager	C128	\$69,000	\$55,156	\$70,849	\$70,849
12/30/2011	Livestock & Poultry	Steve Bayles	N058N	Deputy Director of AR Livestock & Poultry	N908	\$95,634	\$85,536	\$90,882	\$90,882
1/4/2011	Health	Kathryn Hargis	N148N	ADH Government Affairs Policy Director	N902	\$77,360	\$67,600	\$68,952	\$67,600
1/5/2011	Education	Bobby E. Lester	E001N	ADE Coordinator Special Programs	N905	\$86,548	\$76,041	\$85,546	\$85,546
1/6/2011	Assessment Coordination	James Davenport	X049C	Property Assessment Coordination Manager	C120	\$55,248	\$37,332	\$51,124	\$51,124
1/7/2011	Education	Rosemarie T. Lovato	C073C	Administrative Analyst	C115	\$52,000	\$28,251	\$40,367	\$40,367
1/7/2011	Minority Health	Ron K. Howard	C087C	Administrative Specialist I	C106	\$20,280	\$18,855	\$22,000	\$18,855
1/7/2011	Riverside Votech	Arthur Tucker	E009C	Technical Institute Assistant Director	C125	\$60,300	\$47,646	\$60,000	\$60,000

1/13/2011	DIS	Christopher Dadds	D063C	Computer Support Specialist	C119	\$40,000	\$35,554	\$49,067	\$44,000
1/19/2011	Assessment Coordination	Jonathon Sams	X117C	Property Assessment Auditor	C116	\$30,000	\$30,713	\$31,000	\$31,000
1/20/2011	Assessment Coordination	Shawn Hoskins	X117C	Property Assessment Auditor	C116	\$25,875	\$30,713	\$31,000	\$30,713
1/20/2011	Assessment Coordination	Edna Carter	X117C	Property Assessment Auditor	C116	\$45,000	\$30,713	\$32,604	\$32,604
1/20/2011	Public Defender	Vicky Bussey Cooper	G065N	Public Defender Attorney I	C124	\$78,000	\$45,377	\$60,000	\$60,000
1/20/2011	DIS	Rod Dickerson	D024C	State Network Specialist	C124	\$70,000	\$45,377	\$55,000	\$55,000
1/24/2011	DFA	Cheryl Augustine	C037C	Administrative Analyst	C115	\$31,200	\$28,251	\$32,500	\$32,500
1/24/2011	DIS	James (Jay) Douglas	D064C	Website Developer	C118	\$33,861	\$33,861	\$46,730	\$35,946
1/27/2011	Assessment Coordination	John Hensley	X117C	Property Assessment Auditor	C116	\$31,000	\$30,713	\$31,000	\$31,000
1/27/2011	Health Dept	Timur Celikel	D052C	ADH Software Support Specialist	C121	\$48,645	\$39,199	\$48,000	\$41,612
1/31/2011	Insurance	Bruce Donaldson	X083C	Insurance Life & Health Comp Officer	C118		\$33,861	\$46,730	\$46,730
1/31/2011	Insurance	Rosalind Minor	X005C	Property and Casualty Manager	C128	\$48,896	\$55,156	\$73,116	\$58,553
1/31/2011	Blind	Cindy Wilkinson	C037C	Administrative Analyst	C115	\$29,955	\$29,251	\$35,000	\$35,000
2/2/2011	UAMS	Karen Miller	A091C	Fiscal Support Analyst	C115	\$39,500	\$29,251	\$31,052	\$31,052
2/2/2011	Health	Michael Kincaid	L016C	Information Systems Coordinator	C124	\$45,377	\$45,377	\$60,214	\$55,000
2/3/2011	Health	Walter Holloway	G116C	Local Public Health Administrator II	C121	\$74,600	\$39,199	\$53,264	\$53,264
2/4/2011	Education	Teresa De Luca	C056C	Administrative Specialist III	C112	\$41,600	\$25,268	\$34,500	\$30,952
2/8/2011	UCA	Christene Perry	C073C	Administrative Specialist II	C109	\$25,085	\$21,827	\$22,742	\$22,742
2/8/2011	DHS	Laurie Strickland	L066C	Rehabilitation Instructor	C113	\$33,000	\$26,531	\$28,165	\$29,165
2/14/2011	Nursing Board	Tammy Clausen	L007C	ASBN Program Coordinator	C126	\$69,000	\$60,029	\$65,324	\$65,324
2/15/2011	Education	Tracy Tucker	N069N	ADE Special Advisor	N908	\$80,664	\$85,536	\$96,228	\$95,000
2/16/2011	Workforce Services	Doss Burgess	R027C	Budget Specialist	C117	\$26,531	\$32,249	\$34,234	\$32,249
2/17/2011	ADEQ	Tammera Harrelson	G004C	Managing Attorney	C129	\$250,000	\$57,914	\$73,776	\$73,776
2/17/2011	Community Correction	Laloya Vines	C073C	Administrative Specialist II	C109	\$21,700	\$21,827	\$23,171	\$21,827
2/18/2011	Education	Seith Biomeley	P001N	ADE Director of Communications	N904	\$51,000	\$73,116	\$82,256	\$82,256
2/22/2011	DAH	Janet Perkins	G186C	DAH Program Coordinator	C117	\$50/hr	\$32,249	\$44,505	\$40,000
2/28/2011	Education	Al B. Morgan	D055C	ADE AR Pub School Computer Network Field Analyst	C121	\$45,700	\$39,199	\$41,612	\$41,612
2/28/2011	Community Correction	Brenda Smith	M048C	Substance Abuse Program Leader	C116	\$72,800	\$30,713	\$40,000	\$40,000
3/2/2011	DFA	Santoshi Gokarakonda	D052C	Software Support Analyst	C121	\$67,000	\$39,199	\$53,264	\$53,264
3/4/2011	Veterans Affairs	Jeff Tucker	S046C	Maintenance Technician	C113	\$30,051	\$26,531	\$32,739	\$30,051
3/8/2011	Veterans Affairs	Cynthia Ducker	M054C	Social Service Worker	C115	\$39,000	\$29,251	\$33,280	\$33,280
3/10/2011	Workforce Services	Willie Hardy	G217C	DWS Workforce Specialist	C114	\$14,629	\$27,858	\$38,445	\$38,445
3/10/2011	Tobacco Control	Casey Carder	X057C	ATC Deputy Director	C120	\$43,000	\$37,332	\$51,000	\$51,000
3/10/2011	Phillips Community College	Darrell Burks	S031C	Skilled Tradesman	C115	\$38,000	\$29,251	\$40,367	\$40,367
3/15/2011	Insurance	Samuel Greene	X072C	Criminal Insurance Fraud Investigator	C119	\$50,000	\$35,554	\$40,000	\$40,000
3/15/2011	Insurance	Angel Lee Burnett	X072C	Criminal Insurance Fraud Investigator	C119	\$43,680	\$35,554	\$40,000	\$40,000
3/16/2011	DAH	Samantha Evans	G186C	DAH Program Coordinator	C117	\$26,500	\$32,249	\$44,505	\$33,125
3/17/2011	Health	Dirk Hasclow	L008N	Physician Specialist	N917	\$49,000	\$122,914	\$138,279	\$138,279

3/18/2011	Rehab Services	Kenneth Hawk	A052C	Accounting Coordinator	C121	\$57,783	\$39,199	\$53,264	\$53,264
3/21/2011	DIS	Peter Offerman	D049C	DIS Project Manager	C122	\$43,000	\$41,159	\$55,000	\$47,300
3/22/2011	Workforce Services	Jefferson Jackson	E011C	Vocational Education Coordinator	C124	\$45,377	\$45,377	\$48,171	\$48,171
3/24/2011	Finance Authority	Robert McDaniel	A080C	Finance Authority Specialist	C117	\$43,000	\$32,249	\$44,505	\$40,000
3/28/2011	Health	Brandon Scucchi	D052C	Software Support Analyst	C121	\$45,000	\$39,199	\$45,000	\$41,612
3/29/2011	Health	Stephanie Meincke	G147C	Grants Coordinator	C119	\$60,000	\$35,554	\$49,067	\$49,067

May, 2011

LABOR MARKET/MOVEMENT

Chief Fiscal Officer

DATE RECEIVED	AGENCY/INST	APPLICANT	CODE	TITLE	GR	CURRENT/ PREVIOUS SALARY	ENTRY	REQ SALARY	APPROVED/ DISAPPROVED SALARY
11/4/2010	Agn	Cheri Ellis	X058C	Agri Commodity Area Supervisor	C120	\$42,262	\$37,332	\$46,488	\$46,488
1/11/2011	DHS	Megan Lester	M050C	Interpreter	C116		\$30,713	\$42,386	\$42,386
1/3/2011	Correction	Mark Colbert	G014C	Managing Attorney	N904	\$78,980	\$73,116	\$82,256	\$82,256
2/1/2011	Tobacco Control	Glenn Redding	X131C	ATC Enforcement Agent	C116	\$38,491	\$30,713	\$42,386	\$42,386
2/15/2011	Game & Fish	Mike Knodl	T002C	AGFC Colonel	C129	\$69,585		\$73,776	\$76,776
2/17/2011	Health	22120116	D052C	Software Support Analyst				\$48,000	\$48,000
3/15/2011	Veterens Affairs	Darrell Walls	L082C	Certified Nursing Assistant	C109	\$21,827		\$22,925	\$22,925
3/15/2011	Veterens Affairs	Marcie McReynolds	L082C	Certified Nursing Assistant	C109	\$21,827		\$22,925	\$22,925
3/15/2011	Veterens Affairs	Asunston Augustine	L082C	Certified Nursing Assistant	C109	\$21,827		\$22,925	\$22,925
3/15/2011	Veterens Affairs	LaChondria Coleman	L082C	Certified Nursing Assistant	C109	\$21,827		\$22,925	\$22,925