

1

## What's Happening with Waivers

2020 ADEQUACY / FEB. 11, 2020


2

# Adequacy


EXTRA

3

### Dilemma



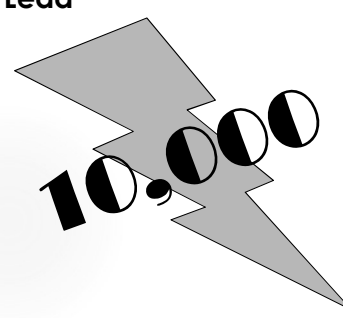
**Wow!**



**Anecdote**

4


### The Lead



**10,000**

5

### The Anecdote



2018 National Forum  
ON EDUCATION POLICY  
YOUR EDUCATION POLICY CONVENING.

JUNE 27-29  
WASHINGTON, D.C.

6

### What's going on in other states?

District	Date of Request	Committee	Result from Bill	Type of Waiver	Bill Granted	Counted
Newberry	3/1/2012	Policy and Legislative	Approved	43-205 High School Principal over 2 schools	✓	
McCormick	4/1/2012	Policy and Legislative	Approved	58-1425 School start date	✓	
Dorchester 2	4/1/2012	Policy and Legislative	Approved	43-261 One year delay in District Strategic and School Renewal Plans	✓	
Florence 4	4/1/2012	Policy and Legislative	Approved	43-365 One year delay in District Strategic and School Renewal Plans	✓	
Henry	7/1/2012	Policy and Legislative	Approved	43-2141 50 Hour seat-time requirement	✓	
Newberry	9/20/2012	Policy and Legislative	Approved	43-205 High School Principal over 2 schools	✓	
Lexington One	9/25/2012	Policy and Legislative	Approved	58-1425 School start date	✓	
Braunfort	10/15/2012	Policy and Legislative	Approved	43-261 One year delay in District Strategic and School Renewal Plans	✓	
York 3, Rock Hill	10/15/2012	Policy and Legislative	Approved	43-2141 50 Hour seat-time requirement	✓	
Darlington	1/1/2012	Policy and Legislative	Approved	43-365 One year delay in District Strategic and School Renewal Plans	✓	
McCormick	10/31/2012	Policy and Legislative	Approved	43-205 High School Principal over 2 schools	✓	
Richland One	1/1/2013	Policy and Legislative	Approved	43-261 One year delay in District Strategic and School Renewal Plans	✓	
Greenville	1/1/2013	Policy and Legislative	Approved	43-261 One year delay in District Strategic and School Renewal Plans	✓	

## What's going on in other states?

7

- ▶ South Carolina
- ▶ Georgia
- ▶ Mississippi
- ▶ North Carolina

## How did we get here?

8

## Growth of Waivers

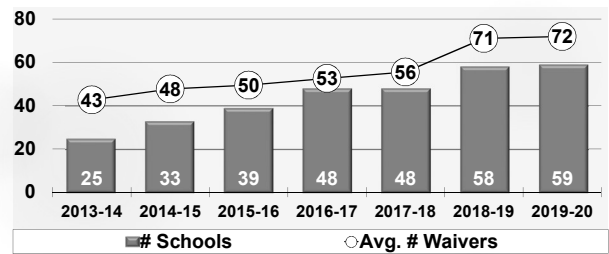
9

- 1995: Conversion Charters
- 1999: Open-Enrollment Charters
- 2013: Schools of Innovation
- 2015: Act 1240
- 2019: Act 815

## Growth Patterns: Open-Enrollment

10

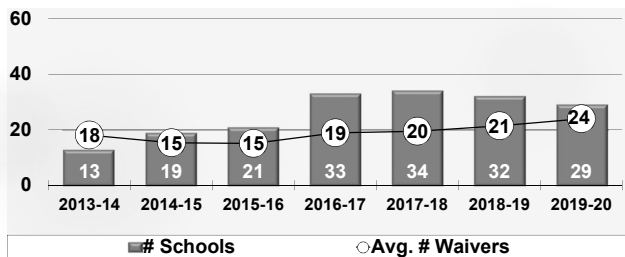
Avg. # Waivers in Open-Enrollment Charter Schools



## Growth Patterns: Conversion

11

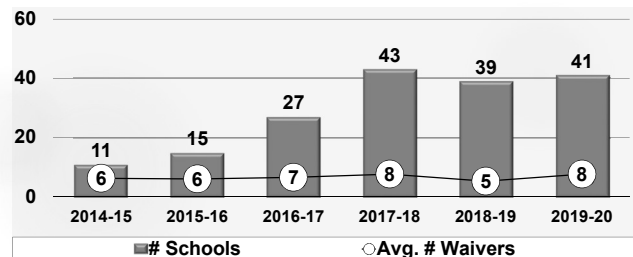
Avg. # Waivers in Conversion Charter Schools

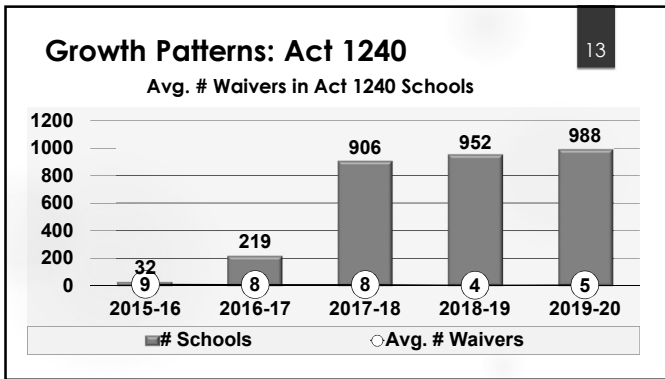


## Growth Patterns: Innovation

12

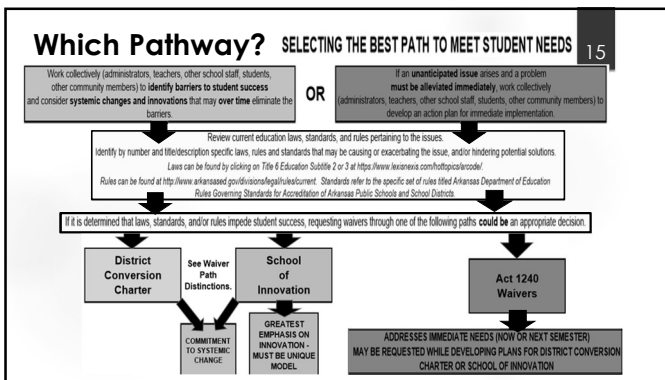
Avg. # Waivers in Schools of Innovation





### Act 815 of 2019

Public schools can apply for any waiver held by an open-enrollment public charter school in the state.



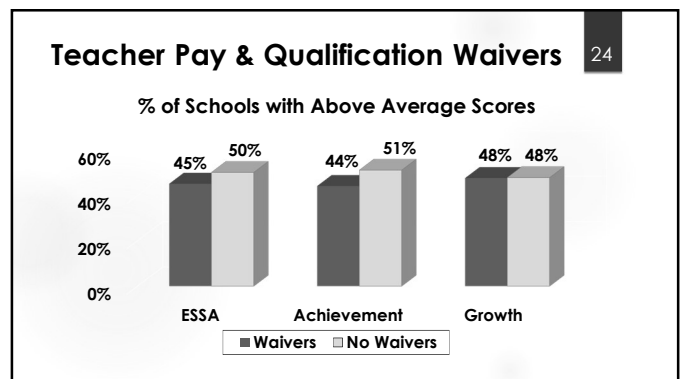
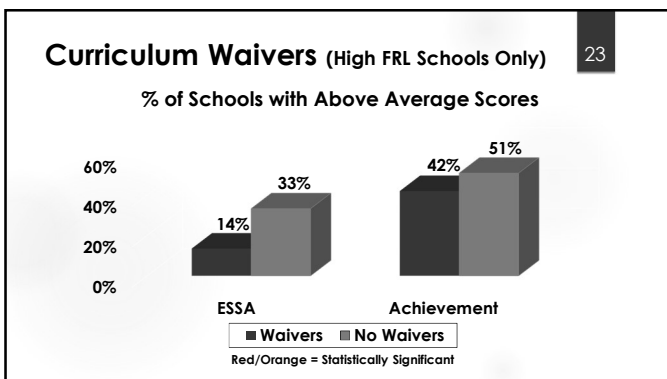
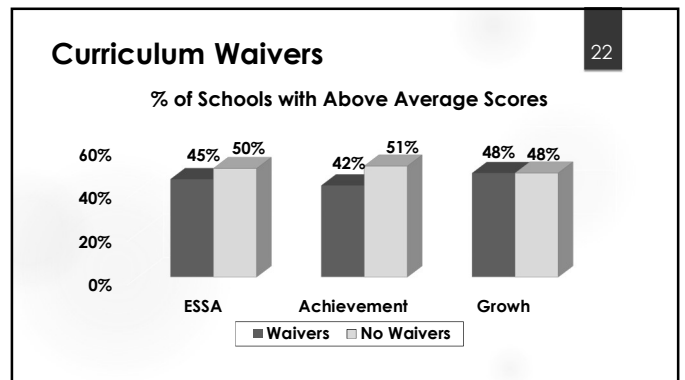
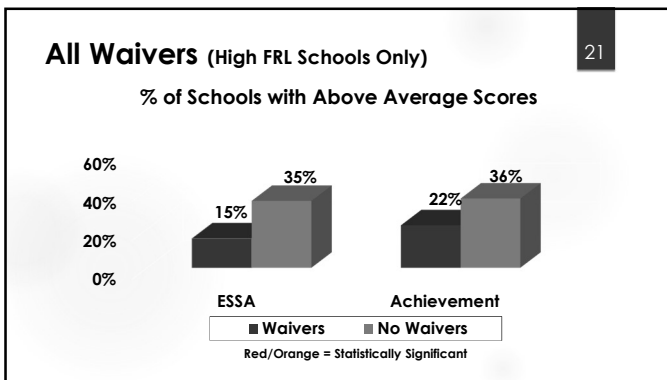
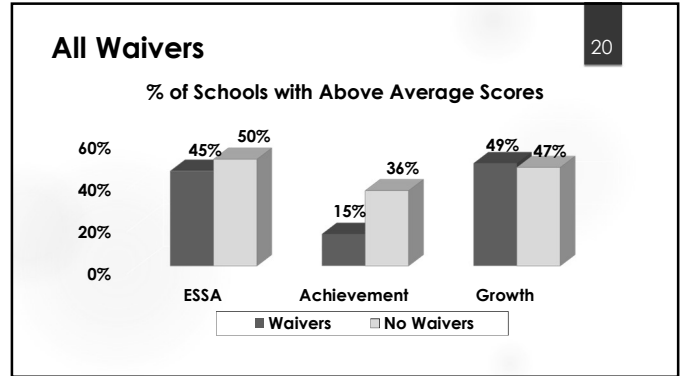
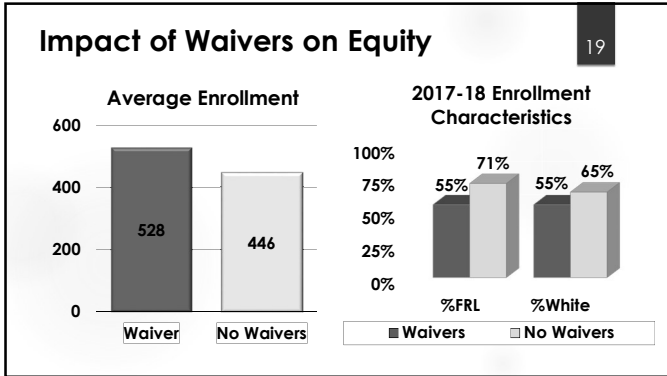
### Analysis for Equity & Adequacy

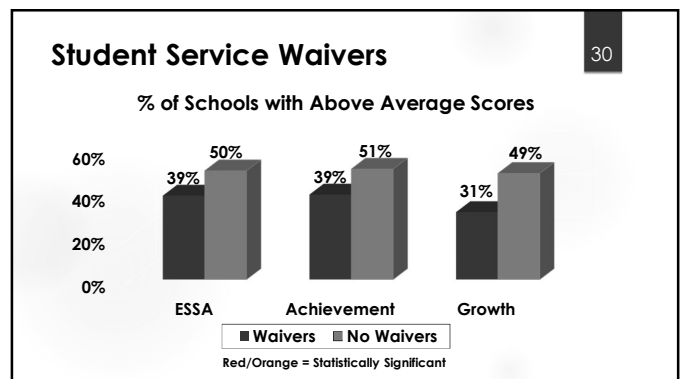
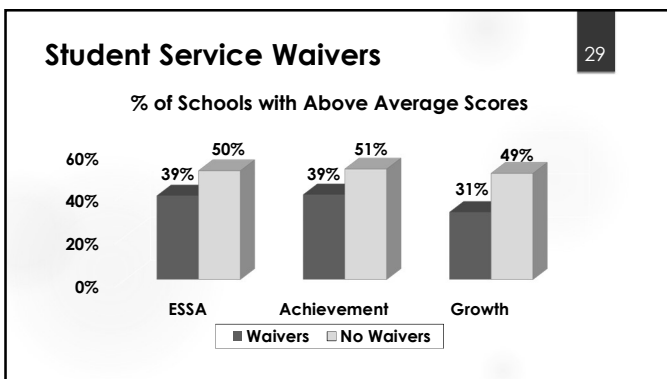
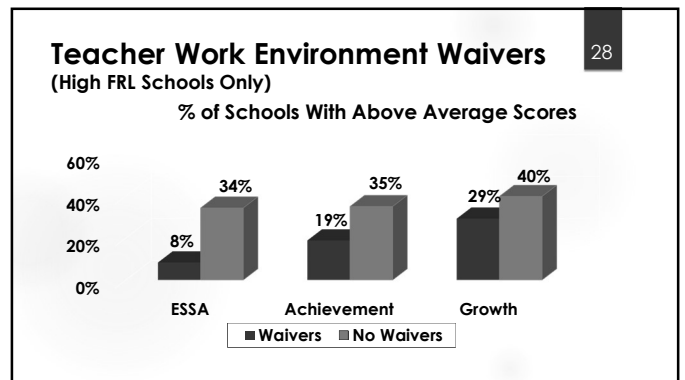
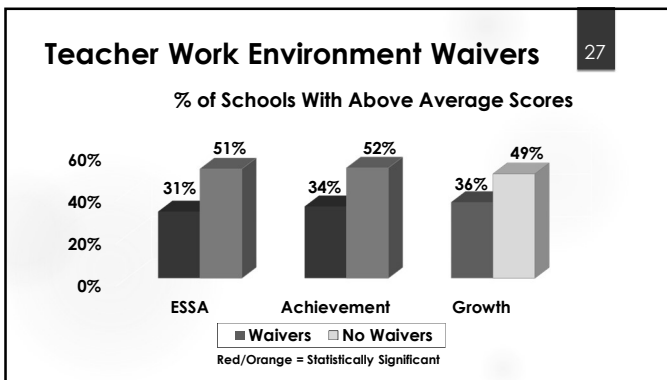
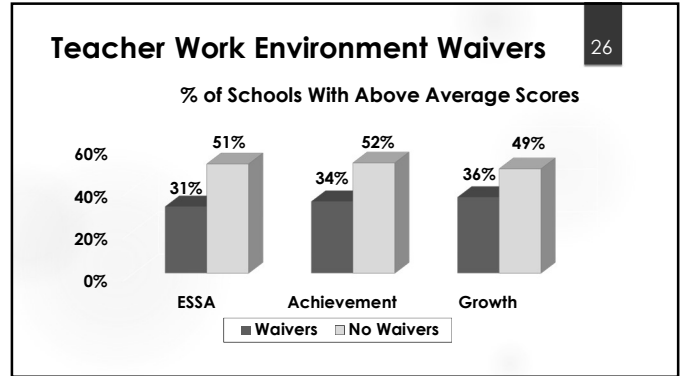
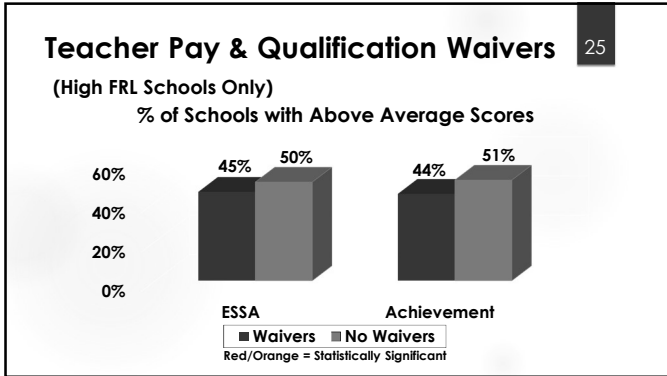
- ▶ 17-18 school year
- ▶ 177 schools with waivers for 2 years or more
- ▶ 852 schools without waivers or with waivers for less than 2 years
- ▶ Paired with 17-18 enrollment (race, FRL), accountability and expenditure data
- ▶ Looked at subsets of waivers

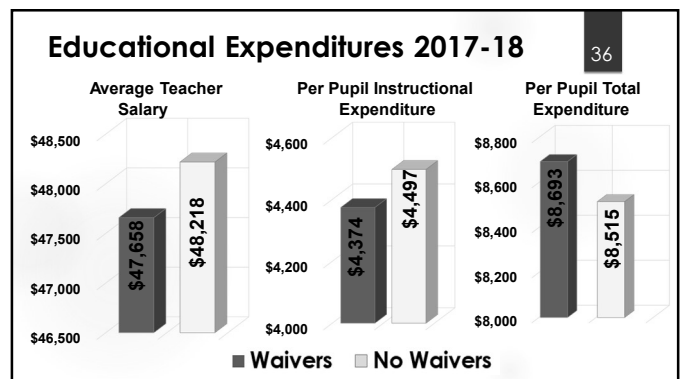
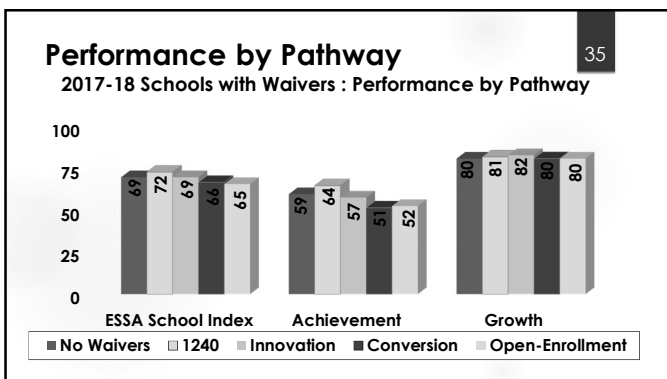
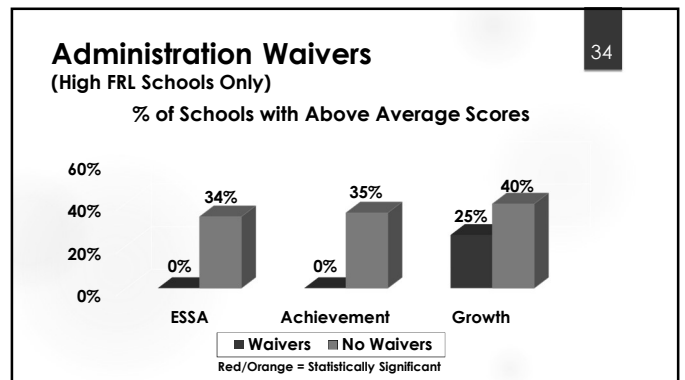
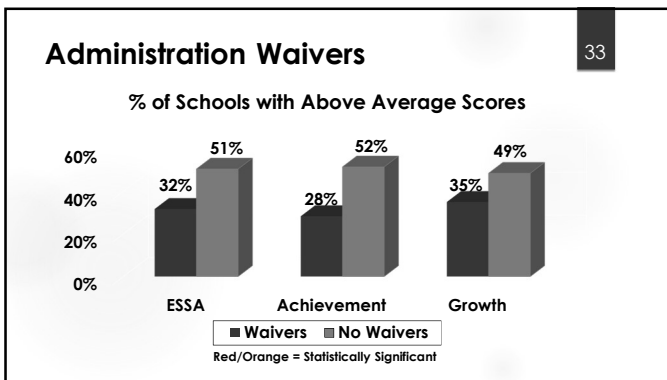
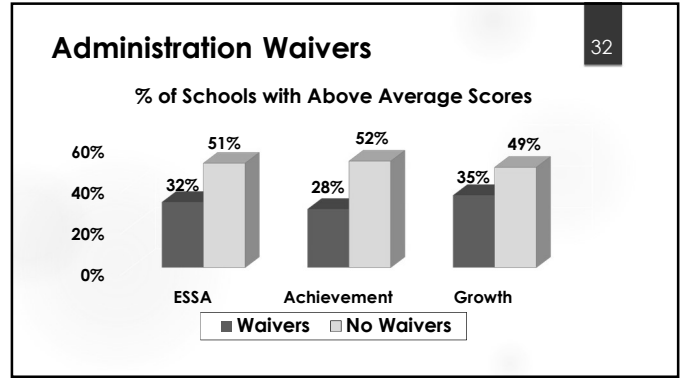
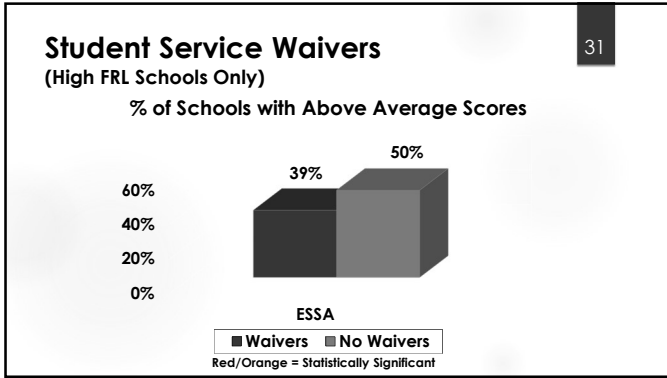
- ### Subsets of Waivers
- ▶ Curriculum
  - ▶ Teacher Pay & Qualifications
  - ▶ Teacher Work Environment
  - ▶ Student Services
  - ▶ Administration

### Snapshot vs. Meaningful Relationships

- ▶ Snapshot describes what happened in 2017-18 (blue and white bars)
- ▶ Meaningful relationships mean same pattern can happen again (red and orange bars)
  - ▶ Found these using crosstabs/Chi square test
  - ▶ 95% confidence level threshold







### Matrix & Waivers 37

Matrix Item	# or \$	Matrix Item	# or \$
School Size	500 students	Instructional Materials	\$184.2
K P:T ratio = 20:1	2 FTE	Extra Duty Funds	\$55.2
Grades 1-3 P:T ratio = 23:1	5 FTE	Supervisory Aides	\$50
Grades 4-12 P:T ratio = 25:1	13.8 FTE	Operations % Maintenance	\$697.50
Librarian/Media Specialist	.85 FTE	Central Office	\$428.8
Guidance Counselor and Nurse	2.5	Transportation	\$321.2
Principal	1.0	English Language Learner	\$345
Teacher Salary + Benefits	\$67,127	Alternative Learning Environment	\$4,700
Principal Salary + Benefits	\$99,012	Professional Development	\$32.4

### Law with most waivers? 38

**A.C.A. 6-10-106**  
**School Start Date**

### Questions? 39

**[holtj@blr.arkansas.gov](mailto:holtj@blr.arkansas.gov)**  
**501-537-9194**