


EXHIBIT D8



**CenterPoint.
Energy**

Joint Energy Committee Meeting
February 2021 Cold Weather Event and its Impact

March 02, 2021




CenterPoint Energy

CenterPoint Energy

- Lead the nation in delivering energy, service and value
- 4.5 million homes and businesses in 8 states
- 7,000,000 metered customers
- 9,600 employees

CenterPoint Energy Arkansas

- Approximately 430,800 customers in 64 counties
- 13,000+ miles of pipeline



2

Obligation To Serve

The diagram illustrates the gas supply chain. On the left, 'Physical Supply' (represented by an oil rig) and 'Underground Storage' (represented by a wellhead) feed into a main pipeline. This pipeline passes through a 'Custody Transfer Meter'. Below the meter, a blue arrow labeled 'Upstream Suppliers' points left, and another blue arrow labeled 'Utility Company' points right. The pipeline then branches out to serve 'Residential' (house), 'Commercial' (apartment building), and 'Industrial' (factory) customers.

- Utilities use a diverse portfolio of supply sources and pricing structures
 - Physical supply, storage, on-system supply, etc
 - Summer, monthly, daily pricing, hedges, etc
- Importance of reliability during a wide variety of conditions
 - Including extreme cold weather like we saw this past week
- Lack of supply results in penalties and customer reliability issues

3

Cold Weather Impact: Increased Demand & Reduced Supply

Unprecedented Combination Widespread High Demand + Less Supply Due To "Freeze Off"

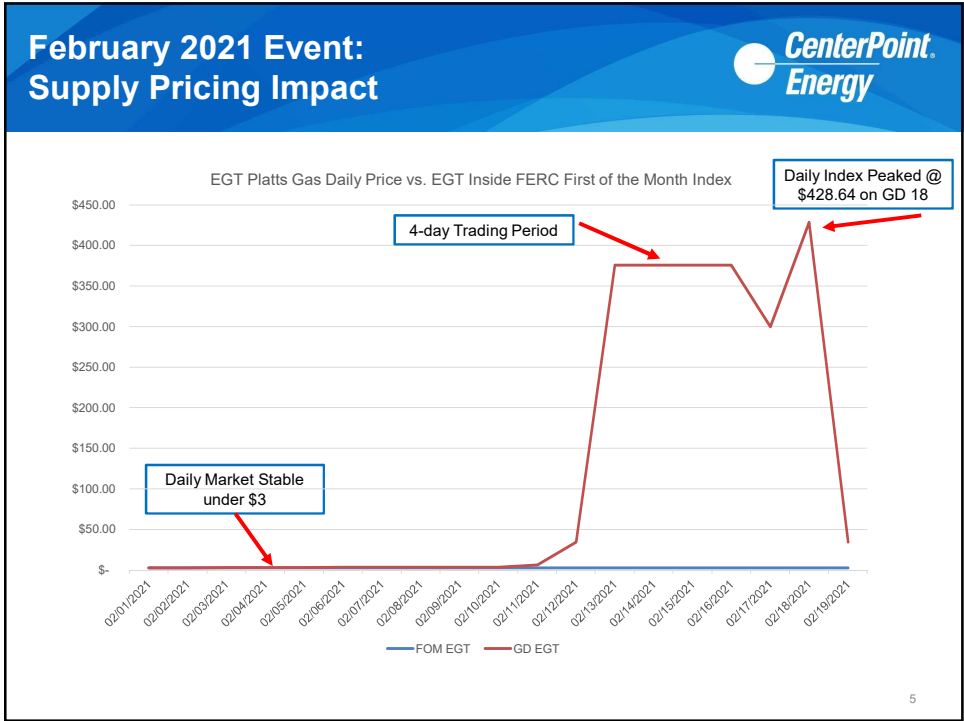
Air Temperature (°F)
7:00 AM February 16, 2021 CST

© 2021 Mesonet, Inc. All rights reserved. Weather-Station-Data.com. Created 7:00 AM February 16, 2021 CST. © Copyright 2021

US GAS PRODUCTION PLUMMETS AMID HISTORIC FREEZE OFF

Data reflects change in gas production by basin versus pre-storm, prior 30-day averages
Source: SGP Global Platts Analytics

4



Next Steps and Thank You

- Extraordinary event
- Robust dialogue
- Mitigation of customer impacts

6