

Arkansas Department



of Career Education


Three Capitol Mall
Little Rock, Arkansas 72201
<http://ace.arkansas.gov>
501-682-1970

ADULT EDUCATION DIVISION

July 1, 2008 – June 30, 2009

Academic Program Year

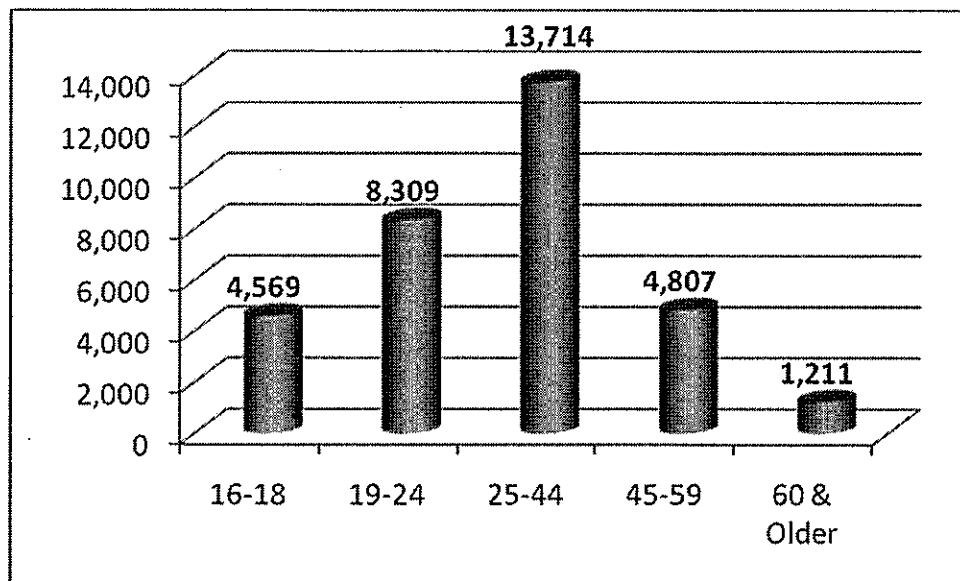
Report Card



◆ Who are the adult education students in Arkansas?

- 51,295 students were served in adult education/literacy programs
- 32,610 of those students were enrolled for 12 or more hours of instruction

Enrolled Students' Ages



42% of enrolled adult education and literacy students were between 25 and 44 years old

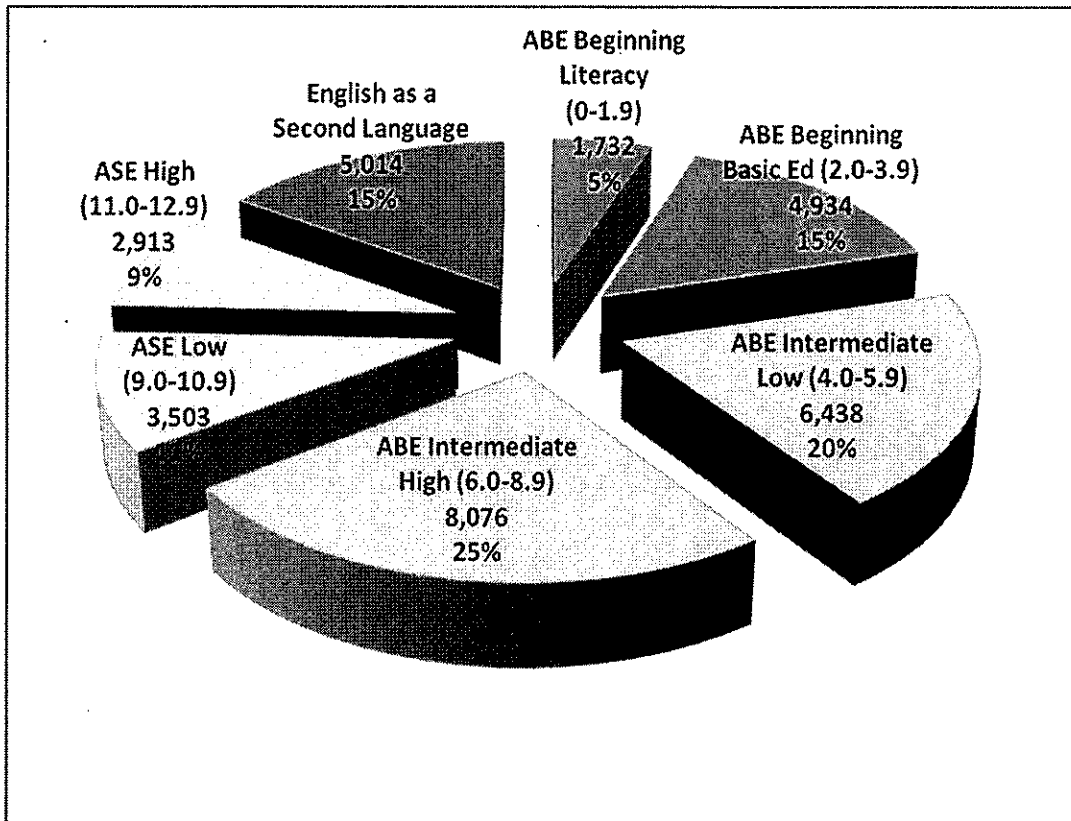
Enrolled Students' Ethnicities and Gender

ETHNICITIES 2008-2009	Female	Male	Total	
White	8,280	8,314	16,594	51%
Black or African American	4,178	4,397	8,575	26%
Hispanic or Latino	3,363	2,705	6,068	19%
Asian	511	301	812	2%
American Indian or Alaskan Native	212	245	457	1%
Native Hawaiian / Other Pacific Islander	50	54	104	<1%
Totals:	16,594	16,016	32,610	100%
	50.9%	49.1%		

The number of Hispanic students has increased steadily in the last ten years

Enrolled Students' Proficiency Levels

(0-12.9 Grade Level Equivalent, plus ESL)



45% of all students were functioning between the 4th and 8th grade level

20% of all students were preparing for the GED tests

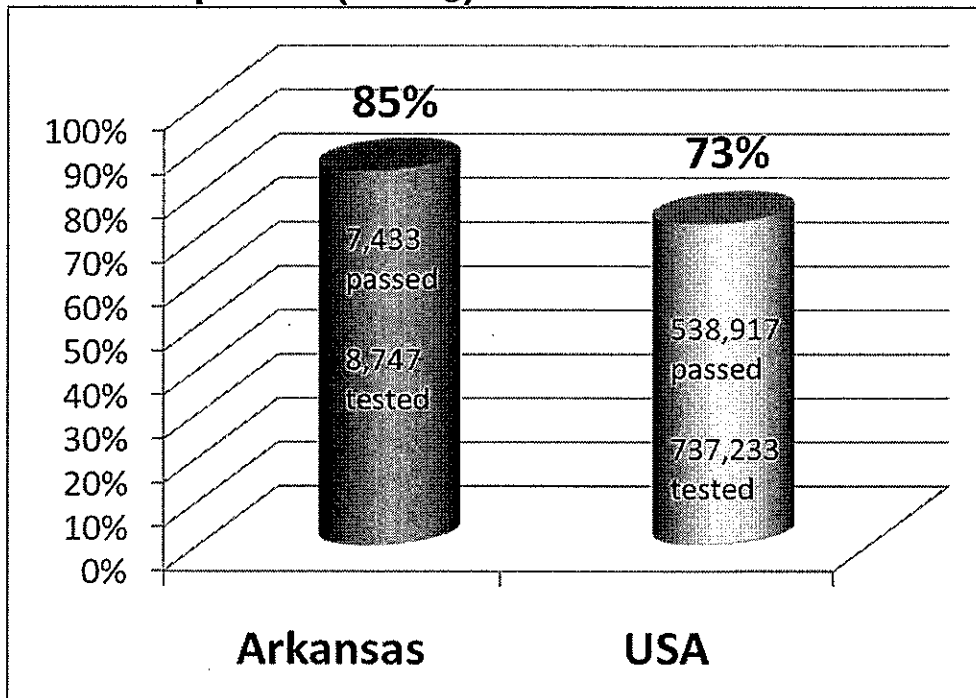
15% of all students were learning English as a Second Language

◆ What educational gains did Adult Education/Literacy students make in Arkansas?

- 13,141 enrolled students made educational gains of two or more grade level equivalents
- This equals 79% of the enrolled students who took both the pretest and the post-test



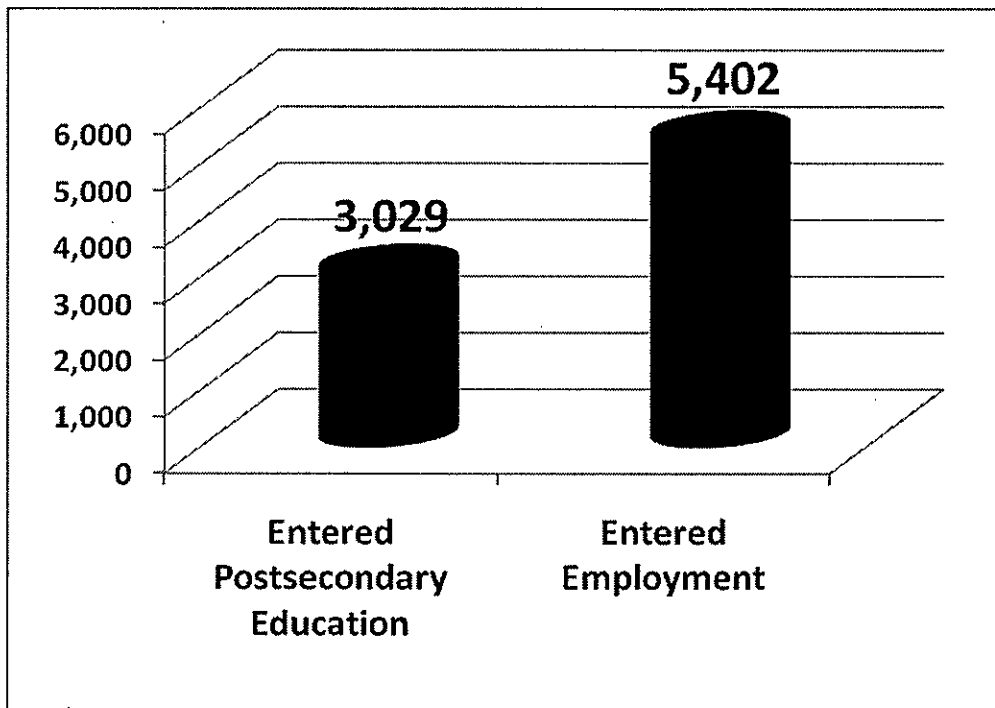
◆ **How many Arkansans passed the General Educational Development (GED®) Tests in 2008?**



**7,433 passed!
85%**

The Arkansas GED test pass rate is consistently higher than the national average pass rate

◆ **How many students entered employment or postsecondary education institutions after exiting adult education/literacy programs? (determined by data matching with the Department of Workforce Services and the Department of Higher Education)**



5,402 unemployed students obtained jobs in the first three months after exiting adult education and literacy programs

3,029 adult education graduates entered postsecondary education

Arkansas Department
ACE
of Career Education

Three Capitol Mall
Little Rock, Arkansas 72201
<http://ace.arkansas.gov>
501-682-1970

ADULT EDUCATION DIVISION

July 1, 2009 – June 30, 2010

Academic Program Year

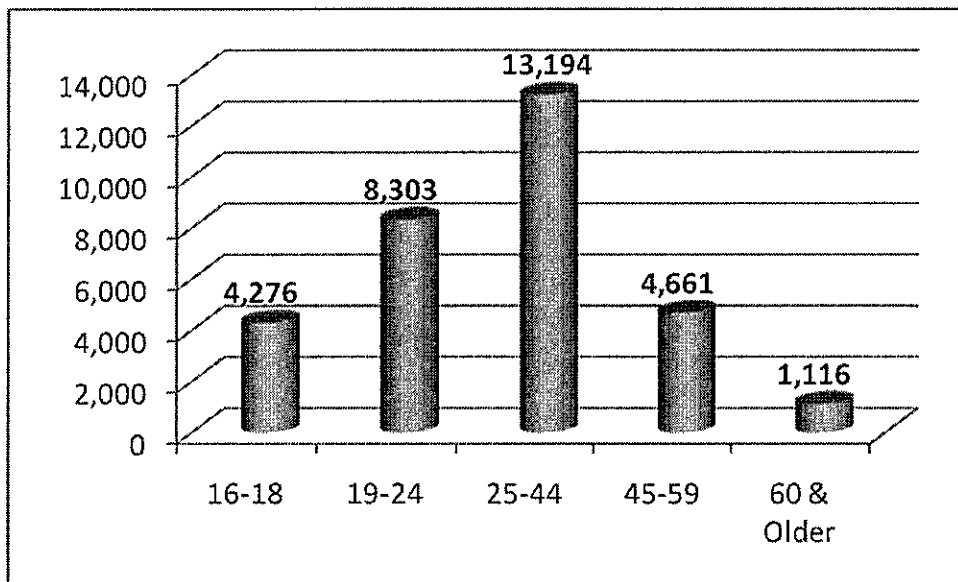
Report Card



◆ Who are the adult education students in Arkansas?

- 50,354 students were served in adult education/literacy programs
- 31,550 of those students were enrolled for 12 or more hours of instruction

Enrolled Students' Ages



42% of enrolled adult education and literacy students were between 25 and 44 years old

Enrolled Students' Ethnicities and Gender


ETHNICITIES 2009-2010	Female	Male	Total	
White	7,769	8,289	16,058	51%
Black or African American	4,025	4,412	8,437	27%
Hispanic or Latino	3,332	2,463	5,795	18%
Asian	454	260	714	2%
American Indian or Alaskan Native	207	229	436	1%
Native Hawaiian / Other Pacific Islander	58	52	110	<1%
Totals:	15,845	15,705	31,550	100%
	50.2%	49.8%		

Adult Education serves many minority populations in Arkansas



Enrolled Students' Proficiency Levels

(0-12.9 Grade Level Equivalent, plus ESL)

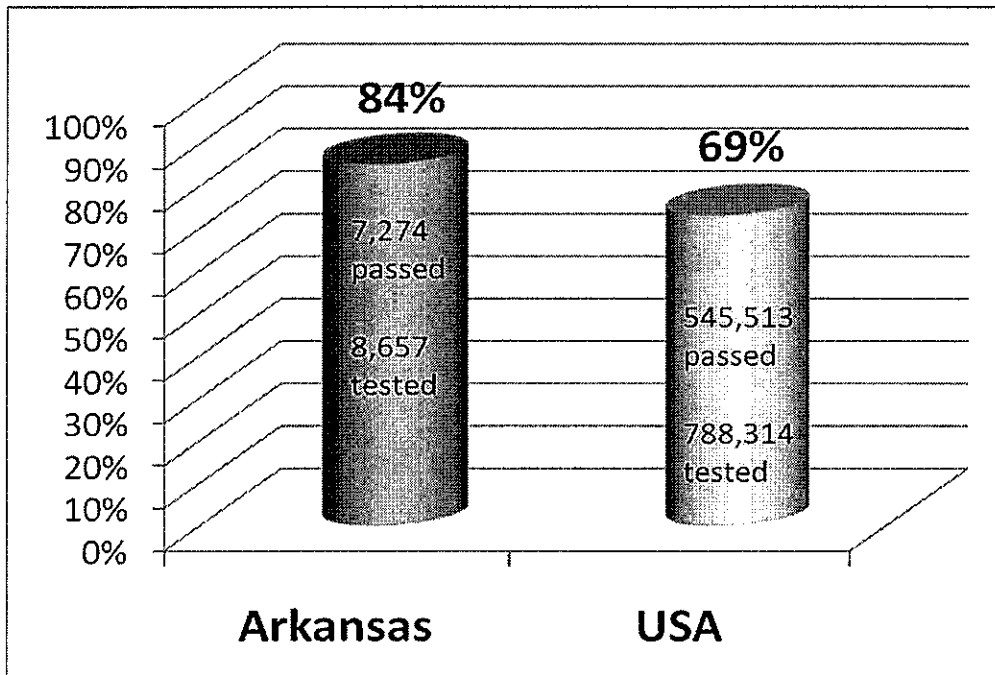


◆ What educational gains did Adult Education/Literacy students make in Arkansas?

- 77% of the enrolled students who took both the pretest and the post-test made educational gains of two or more grade level equivalents
- This equals 12,172 enrolled students



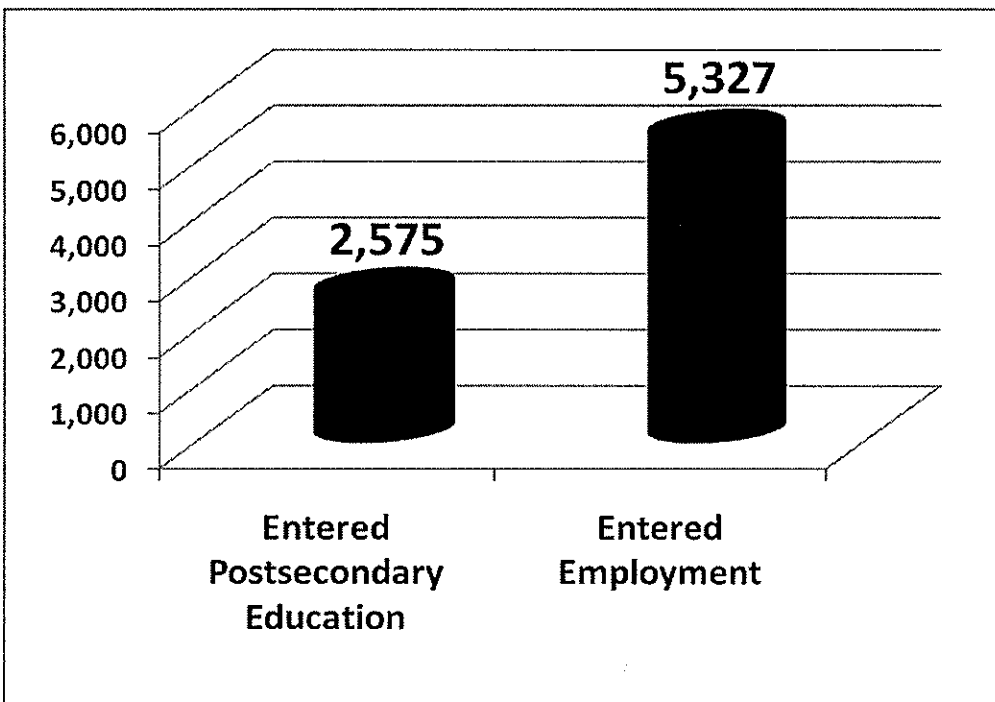
◆ **How many Arkansans passed the General Educational Development (GED®) Tests in 2009?**



**7,274 passed!
84%**

The Arkansas GED test pass rate is consistently higher than the national average pass rate.

◆ **How many students entered employment or postsecondary education institutions after exiting adult education/literacy programs? (determined by data matching with the Department of Workforce Services and the Department of Higher Education)**



5,327 unemployed students obtained jobs in the first three months after exiting adult education and literacy programs.

2,575 adult education graduates entered postsecondary education after exiting.

Arkansas Department



of Career Education

Three Capitol Mall
Little Rock, Arkansas 72201
<http://ace.arkansas.gov>
501-682-1970

ADULT EDUCATION DIVISION

July 1, 2010 – June 30, 2011

Academic Program Year

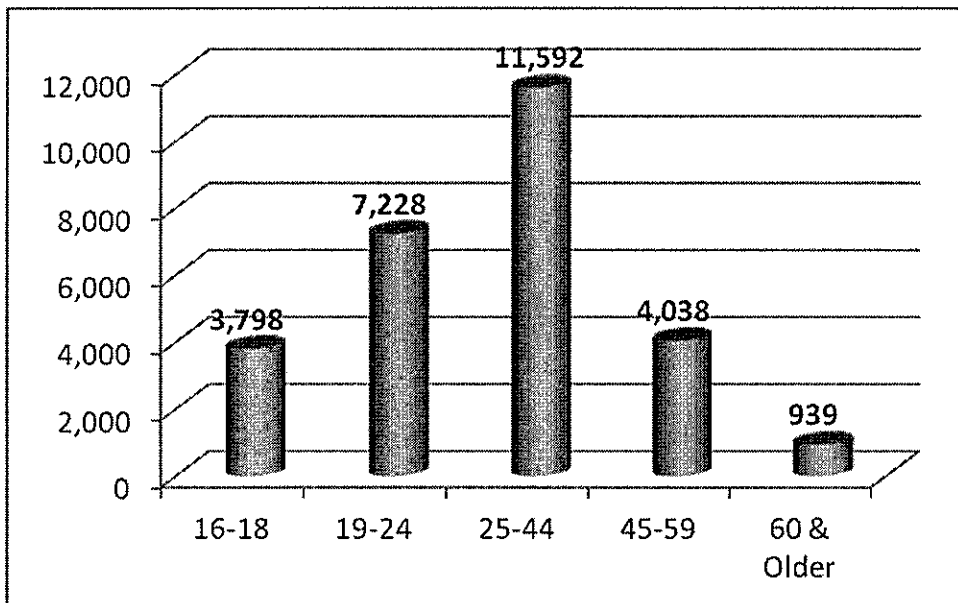
Report Card



◆ Who are the adult education students in Arkansas?

- 44,475 students were served in adult education/literacy programs
- 27,595 of those students were enrolled for 12 or more hours of instruction

Enrolled Students' Ages



42% of enrolled adult education and literacy students were between 25 and 44 years old

Enrolled Students' Ethnicities and Gender


ETHNICITIES 2009-2010	Female	Male	Total	
White	6,708	6,835	13,543	49%
Black or African American	3,393	3,817	7,210	26%
Hispanic or Latino	3,253	2,156	5,409	20%
Asian	374	244	618	2%
American Indian or Alaskan Native	144	167	311	1%
Native Hawaiian / Other Pacific Islander	49	31	80	<1%
Two or More Races	206	218	424	2%
Totals:	14,127	13,468	27,595	100%
	51%	49%		

Adult Education serves many minority populations in Arkansas



Enrolled Students' Proficiency Levels

(0-12.9 Grade Level Equivalent, plus ESL)



44% of all students were functioning between the 4th and 8th grade level

20% of all students were preparing for the GED tests

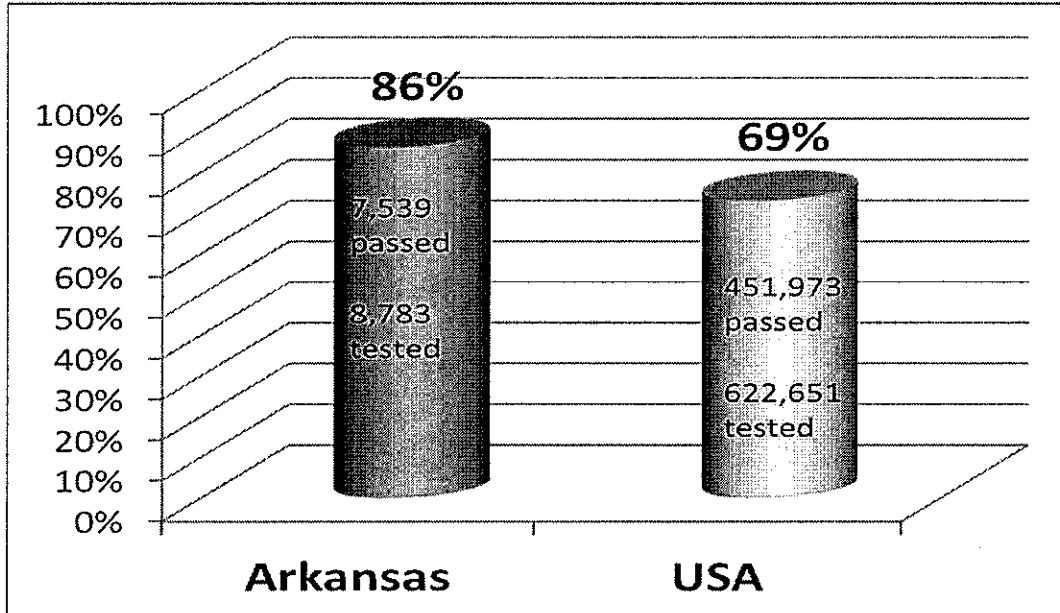
16% of all students were learning English as a Second Language

◆ What educational gains did Adult Education/Literacy students make in Arkansas?

- **77%** of the enrolled students who took *both the pretest and the post-test* made educational gains of one or more grade level equivalents
- **This equals 10,896 enrolled students who completed one or more grade level equivalents**



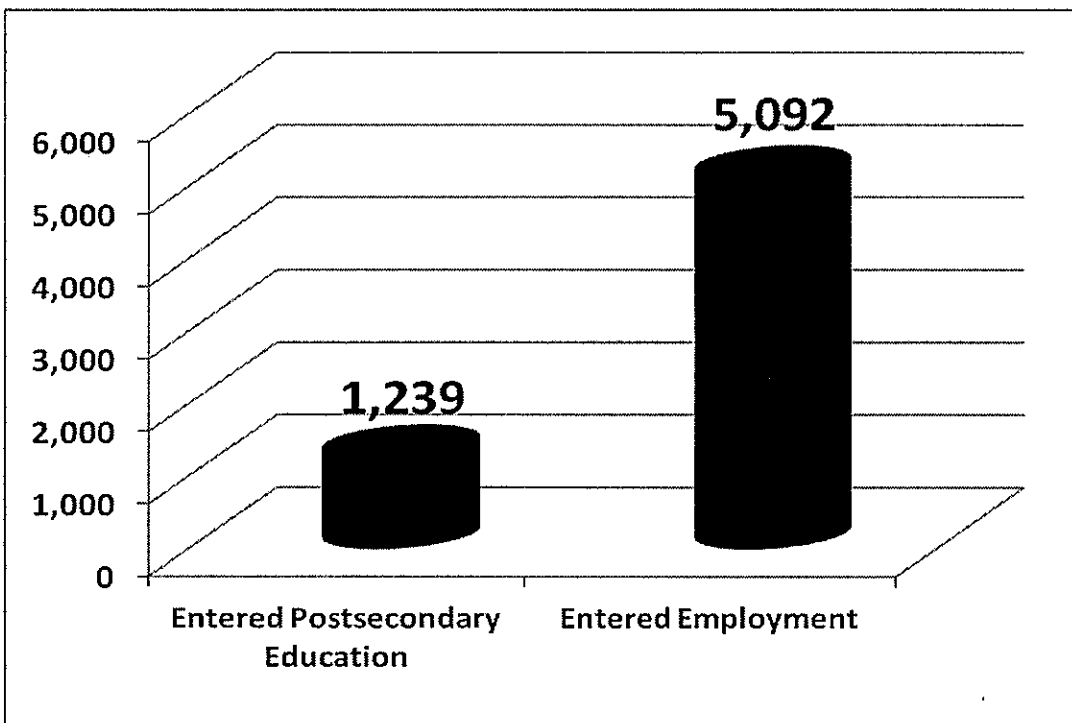
◆ How many Arkansans passed the General Educational Development (GED®) Tests in 2010?



7,539 passed!
86%

The Arkansas GED test pass rate is consistently higher than the national average pass rate.

◆ How many students entered employment or postsecondary education institutions after exiting adult education/literacy programs? (determined by data matching with the Department of Workforce Services and the Department of Higher Education)



5,092 unemployed students obtained jobs in the first three months after exiting adult education and literacy programs.

1,239 adult education graduates entered postsecondary education after exiting.

Arkansas Department



of Career Education

Three Capitol Mall
Little Rock, Arkansas 72201
<http://ace.arkansas.gov>
501-682-1970

ADULT EDUCATION DIVISION

July 1, 2011 – June 30, 2012

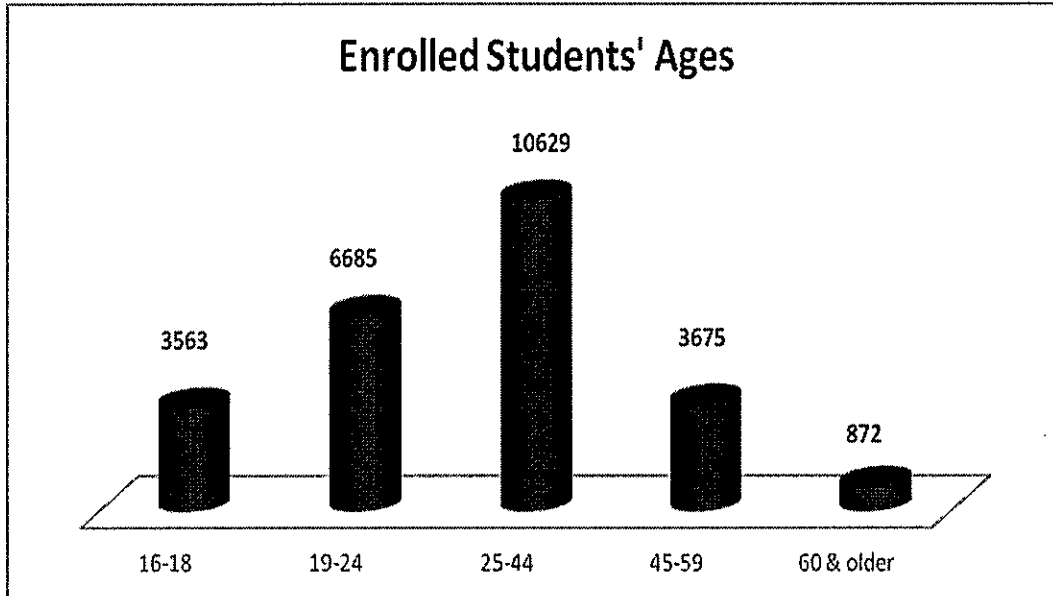
Academic Program Year

Report Card



◆ Who are the adult education students in Arkansas?

- 41,846 students were served in adult education/literacy programs
- 25,424 of those students were enrolled for 12 or more hours of instruction



42% of enrolled adult education and literacy students were between 25 and 44 years old

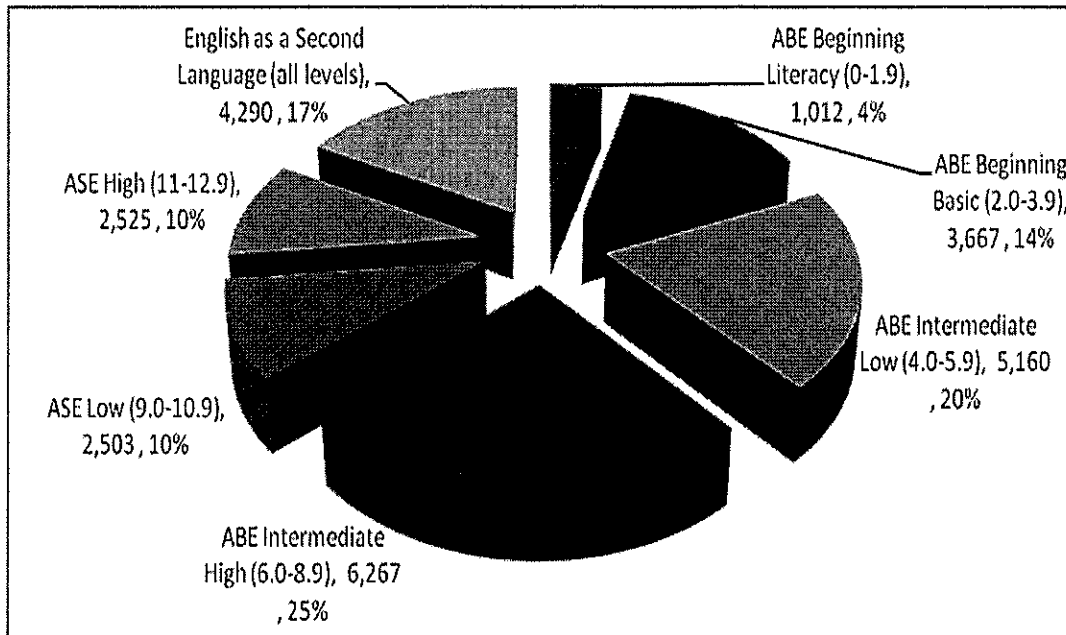
Enrolled Students' Ethnicities and Gender

	Male	Female	Total	
White	6,358	6,119	12,477	49%
Black or African American	3,372	2,886	6,258	24%
Hispanic or Latino	1,944	3,172	5,116	20%
Asian	286	430	716	3%
American Indian or Alaskan Native	149	113	262	1%
Native Hawaiian / Other Pacific Islander	36	37	73	<1%
Two or More Races	251	271	522	2%
Totals:	12,396	13,028	25,424	100%
	52%	48%		



Enrolled Students' Proficiency Levels

(0-12.9 Grade Level Equivalent, plus ESL)



45% of all students were functioning between the 4th and 8th grade level

20% of all students were preparing for the GED tests

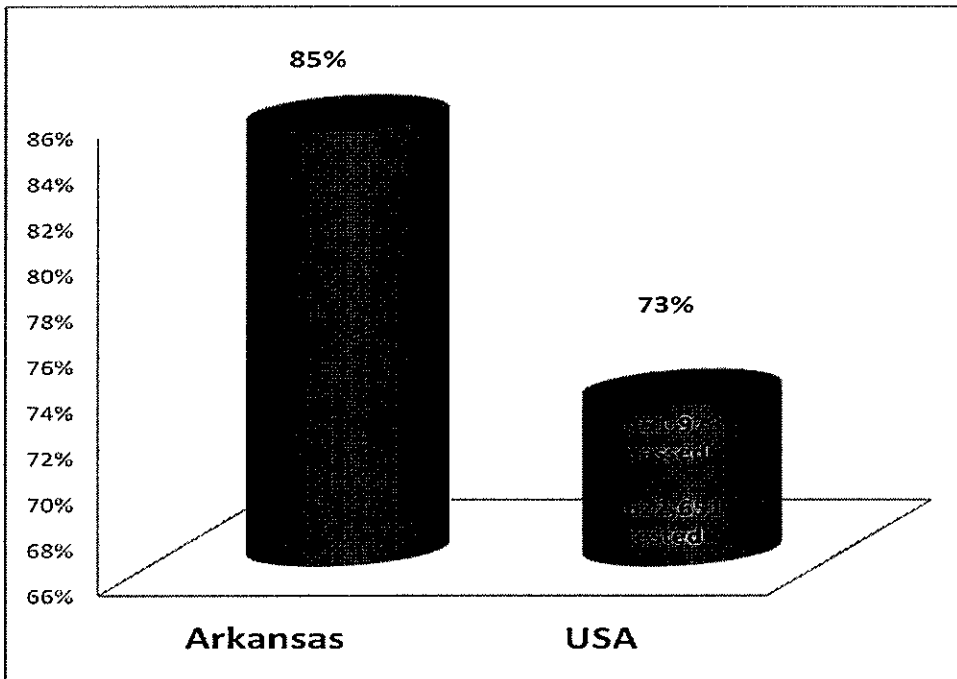
17% of all students were learning English as a Second Language

◆ What educational gains did Adult Education/Literacy students make in Arkansas?

- **79%** of the enrolled students who took *both the pretest and the post-test made educational gains of one or more grade level equivalents*
- **This equals 10,320 enrolled students who completed one or more grade level equivalents**



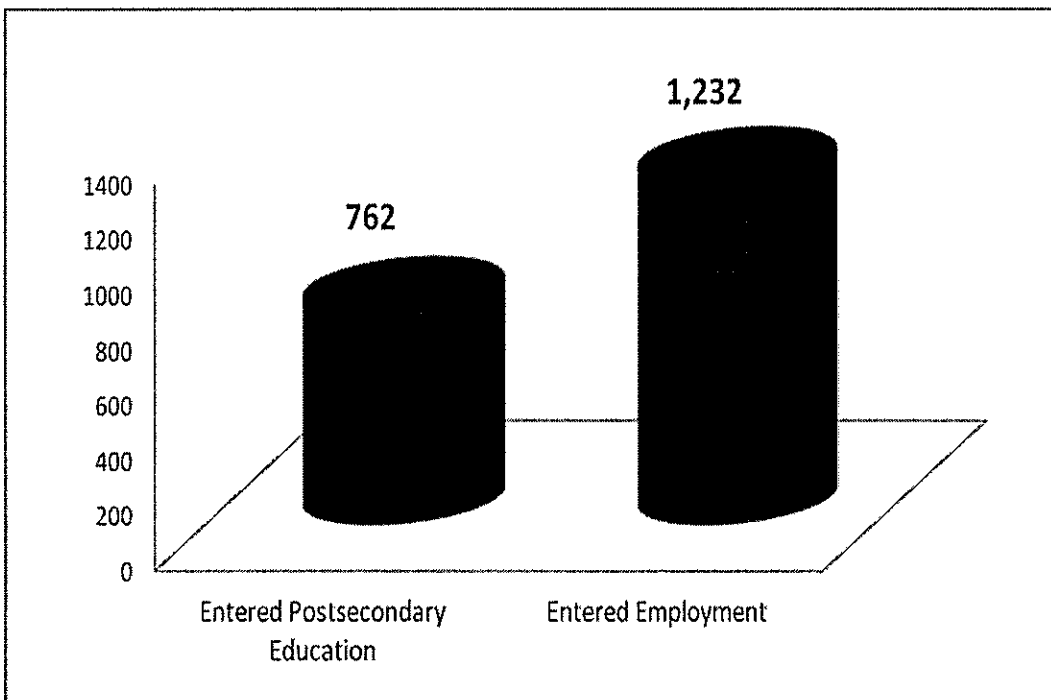
◆ **How many Arkansans passed the General Educational Development (GED®) Tests in 2010?**



**7,129 passed!
85%**

The Arkansas GED test pass rate is consistently higher than the national average pass rate.

◆ **How many students entered employment or postsecondary education institutions after exiting adult education/literacy programs? (determined by data matching with the Department of Workforce Services and the Department of Higher Education)**



1,232 unemployed students obtained jobs in the first three months after exiting adult education and literacy programs.

762 adult education graduates entered postsecondary education after exiting.

Arkansas Department



of Career Education

Three Capitol Mall
Little Rock, Arkansas 72201
<http://ace.arkansas.gov>
501-682-1970

ADULT EDUCATION DIVISION

July 1, 2012 – June 30, 2013

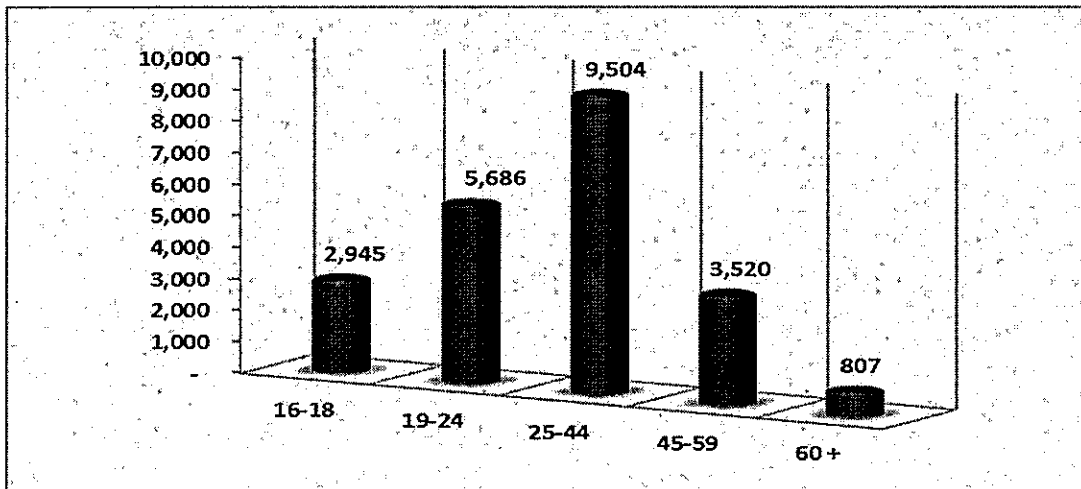
Academic Program Year

Report Card




◆ **Who are the adult education students in Arkansas?**

- **38,560** students were served in adult education/literacy programs.
- **22,462** of those students were enrolled for 12 or more hours of instruction.
- **1,527,486** hours of attendance or **68 hours of instruction per enrolled student** were provided in Adult Education/Literacy Programs.



42% of enrolled adult education and literacy students were between 25 and 44 years old.

Enrolled Students' Proficiency Levels (0-12.9 Grade Level Equivalent, plus ESL)

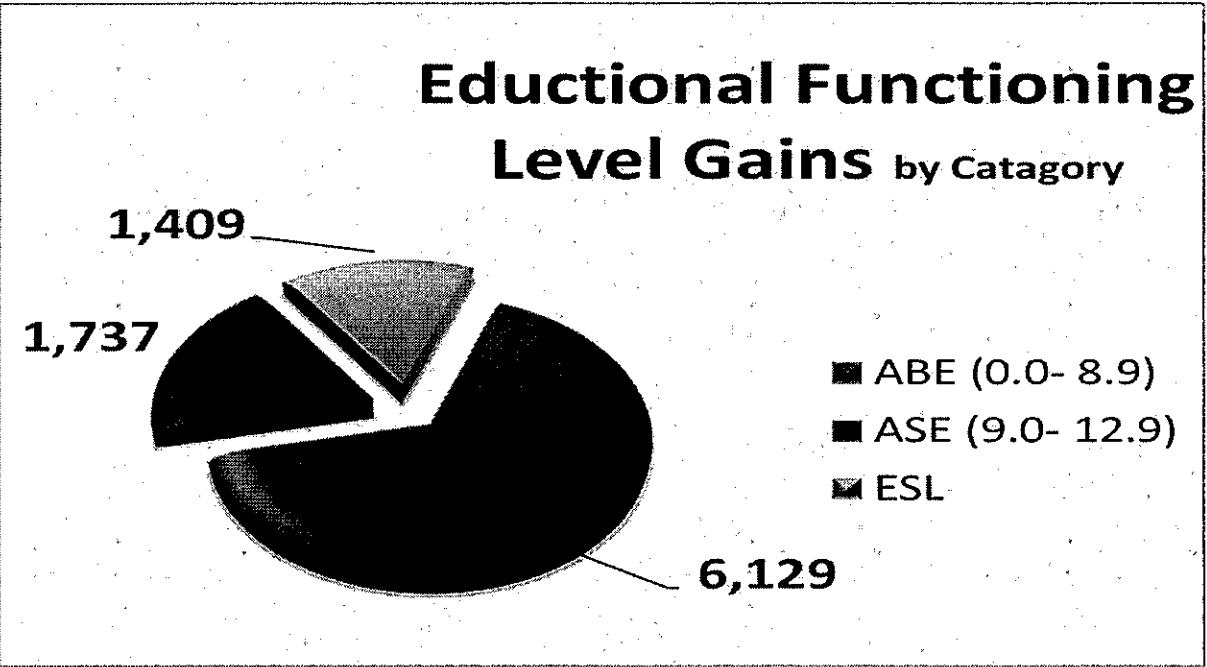


14,053 or 63% of learners functioned below the 9.0 grade level.

4,286 or 19% of all students enrolled in Adult Education Programs & Literacy Councils were learning English as a Second Language.

▶ **What educational gains did Adult Education/Literacy students make in Arkansas?**

- 9,275 or 80% of the 11,587 post-tested students made educational gains of one or more grade level equivalents.



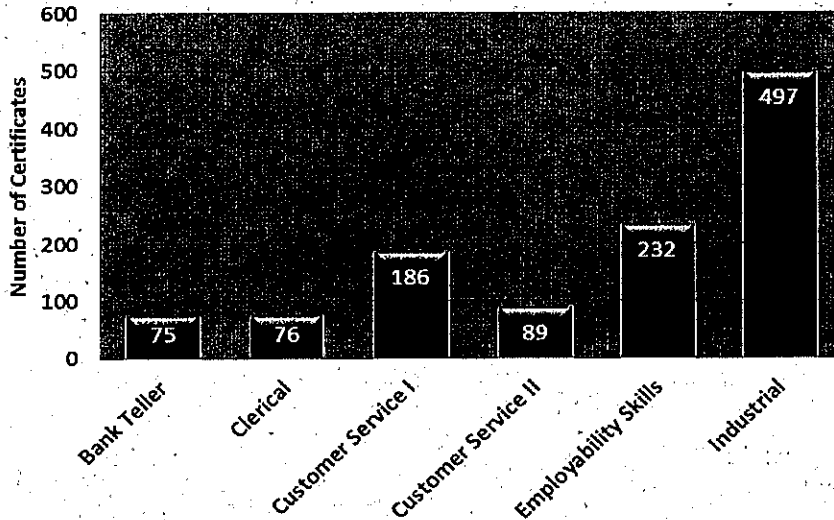
Enrolled Students' Ethnicities and Gender

	Male	Female	Total	
White	5,407	5,072	10,479	47%
Black or African American	2,817	2,444	5,261	23%
Hispanic or Latino	2,006	3,311	5,317	24%
Asian	233	381	614	3%
American Indian or Alaskan Native	106	111	217	1%
Native Hawaiian / Other Pacific Islander	39	37	76	<1%
Two or More Races	244	254	498	2%
Totals:	10,852	11,610	22,462	100%
	48%	52%		

◆ How many Workforce Alliance for Growth in the Economy (WAGE™) Certificates were earned by Adult Education Students in Arkansas?

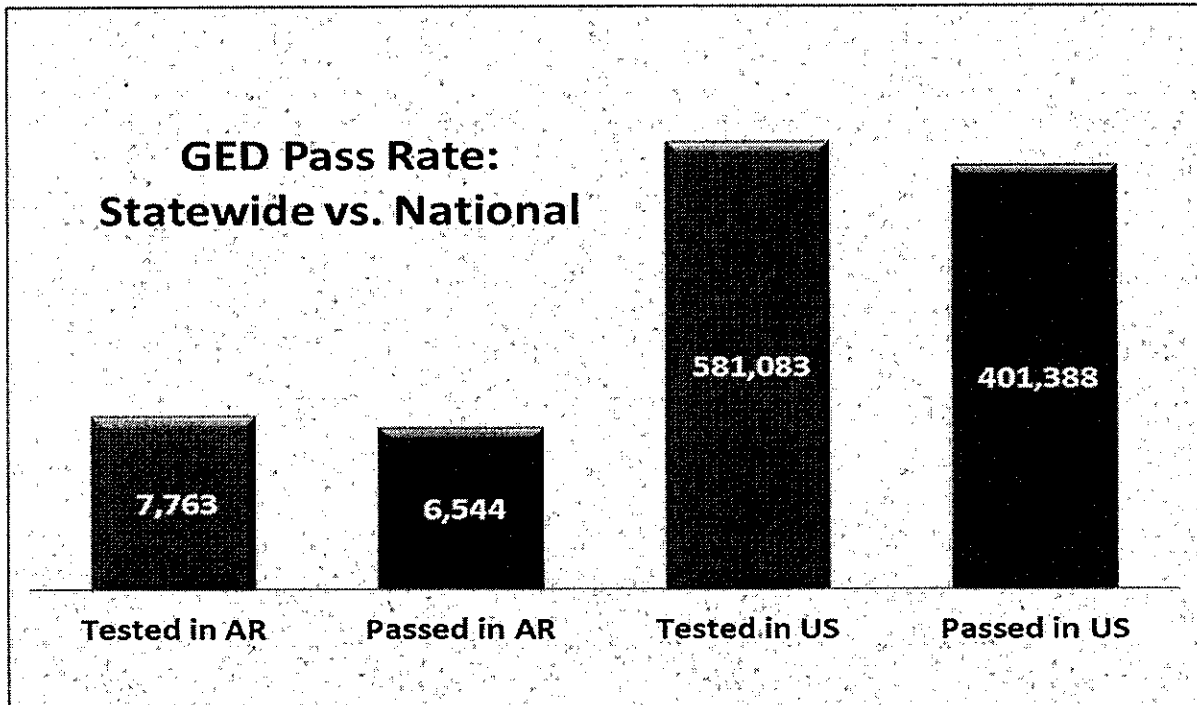
- 1,155 WAGE™ Certificates were earned by Adult Education Students.

2012-13 WAGE™ Certificates



<u>Bank Teller</u>	– 75	(6%)
<u>Clerical</u>	– 76	(7%)
<u>Customer Service I</u>	– 186	(16%)
<u>Customer Service II</u>	– 89	(8%)
<u>Employability</u>	– 232	(20%)
<u>Industrial</u>	– 497	(43%)

◆ How many Arkansans passed the General Educational Development (GED®) Tests in 2012?



Arkansas
84% Pass Rate

National
69% Pass Rate

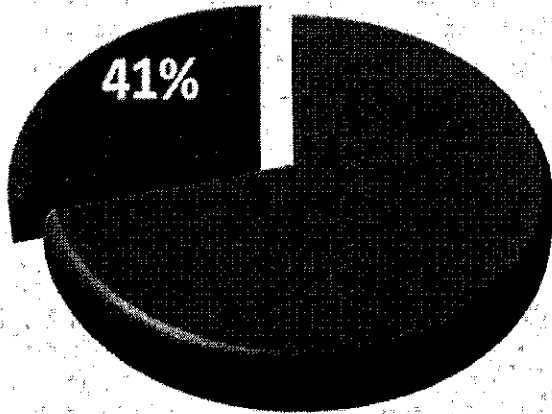
Arkansas' pass rate for the GED® test is consistently higher than the national average.

Students who enrolled in Adult Education classes had a GED® pass rate of 98%.

How many students entered employment or postsecondary education institutions after exiting adult education/literacy programs?

(Determined by data matching with the Department of Workforce Services and the Department of Higher Education)

Core Follow-up Outcome Measures: Entered Employment

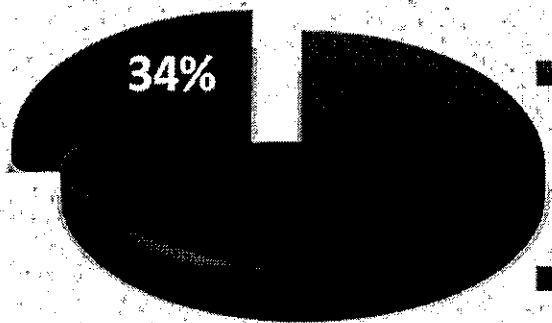


■ Number of Participants in Cohort - 3,906

■ Number of Participants Achieving Outcome - 1,613

1,613 or 41% of unemployed learners obtained a job within three months after exiting Adult Education programs/Literacy Councils.

Core Follow-up Outcome Measures: Postsecondary Education/Training



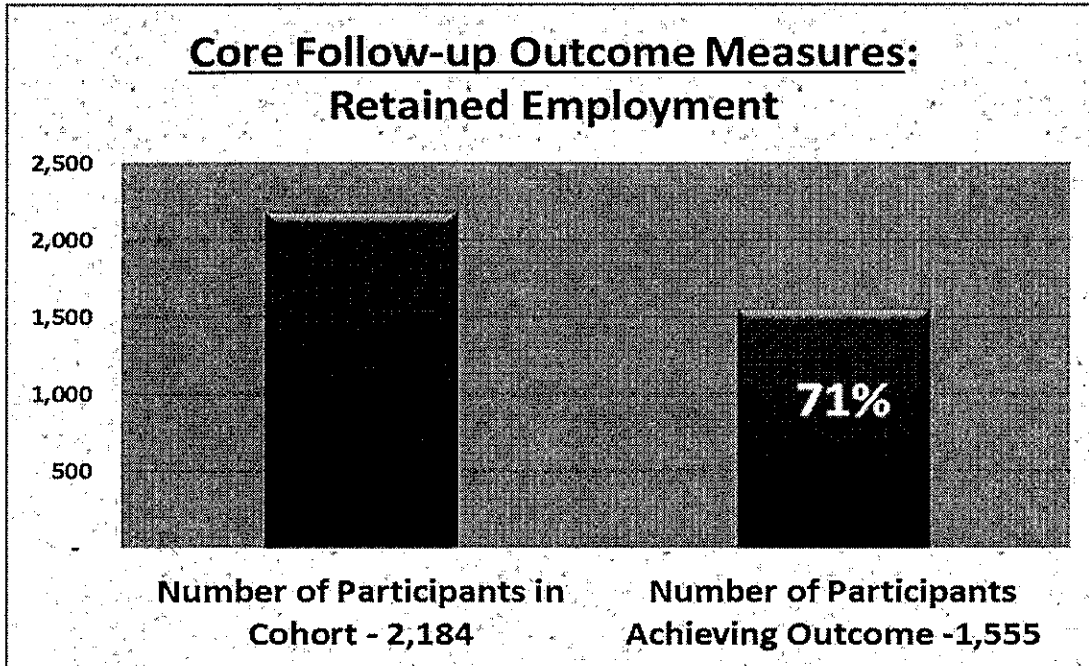
■ Number of Participants in Cohort - 6,670

■ Number of Participants Achieving Outcome - 2,287

2,287 or 34% of learners entered postsecondary education/training after exiting Adult Education programs/Literacy Councils

How many students retained employment after exiting adult education/literacy programs?

(Determined by data matching with the Department of Workforce Services and the Department of Higher Education)



1,555 or 71% of employed learners retained their job after exiting Adult Education programs/Literacy Councils.