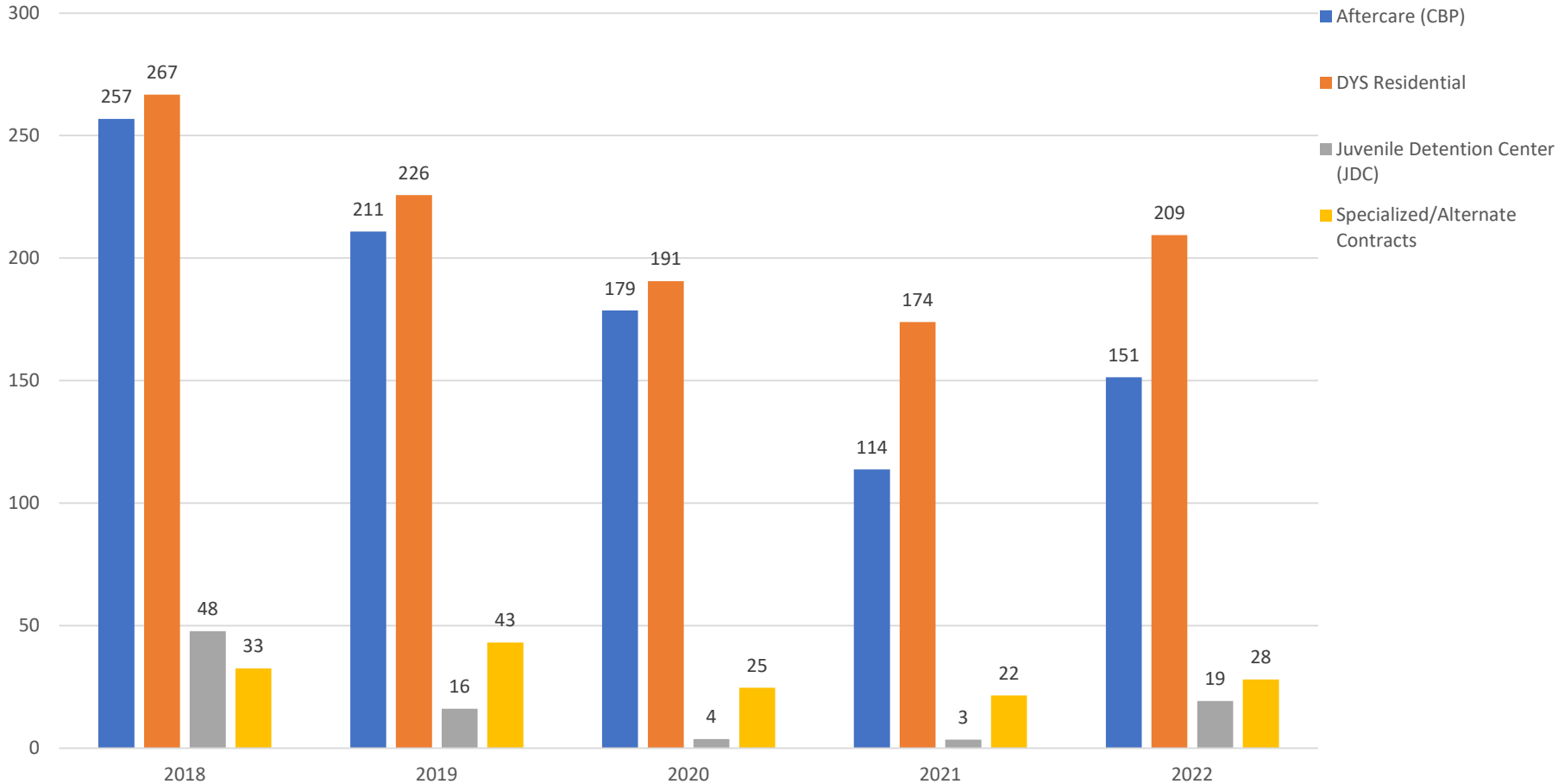


Division of Youth Services Three-Year Plan:

Exhibit D



Division of Youth Services Three-Year Plan:

DHS Operational Improvements:

Assessment & Individualized Treatment Planning

- Streamlining the initial assessment process by identifying appropriate assessment tools.
- Personalizing treatment plans to address risk and protective factors identified in the SAVRY.
- Matching treatment services to youth's individualized treatment needs.
- Reducing time in assessment and intake from 21 days to 7 days.

Division of Youth Services

Three-Year Plan:

DHS Initiative: Intensive In-Home Services - Aftercare

Funding Source: TANF Funding

Description: The Arkansas Division of Youth Services is utilizing TANF funding to support the In-Home services. This funding will allow DYS to partner with providers to implement intensive in-home treatment to youth who have returned to their communities after leaving DYS custody.

This specialized program will aid in decreasing the number of re-commitments to DYS that occur in youth that return to communities.

- Specialists deliver services in the home up to three times per week.
- Specialists assigned to each family will be on call 24/7 to assist the entire family and ensure stability in the home.

Division of Youth Services

Three-Year Plan:

DHS Initiative: Intensive In-Home Services - Diversion

Funding Source: Medicaid

Description: Upon enactment of Medicaid rule change, DYS will solicit partnerships with county and local stakeholders to bring knowledge and awareness of Intensive in-home services becoming available as another option to assist troubled youth before commitment to DYS. Through partnerships with existing community-based providers and recruiting additional providers this will allow services to expand to a more intensive in-home setting as a diversion tool.

Division of Youth Services

Three-Year Plan:

DHS Initiative: Community Reintegration Services- Step Down Program

Location: Arkansas Health Center – Saline County

Funding Source: Medicaid/SGR

Description: Upon approval DYS will partner with Rite of Passage to create a “step-down” residential transition program for youth prior to reentry to their communities. Medicaid eligible youth will receive funding for these services and DYS will pay the difference between the Medicaid rate and the daily rate for the program.

- The program will include community services, life skills, regular classes, and a vocational program at the Saline Career Education Center.
- This will allow non-violent juveniles who are not sex offenders to spend the final 90 days of DYS custody preparing to move back to their communities

Division of Youth Services

Three-Year Plan:

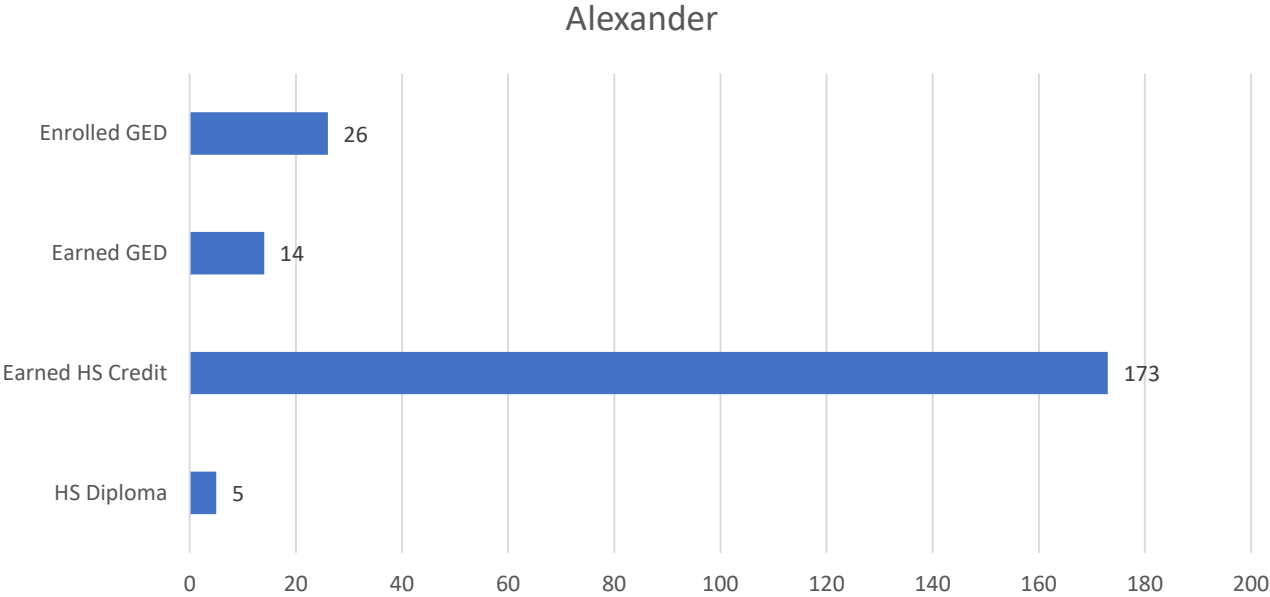
| | |
|-----------------|--|
| DHS Initiative: | Residential Diversion Services |
| Location: | Lewisville |
| Funding Source: | SSBG Funding |
| Description: | <p>24 bed Residential diversion program for youth deemed in need of diversion services by the courts in an environment outside their community, but minimally restricted. Much like our CSTP program without the military focus, the program will be short term.</p> <ul style="list-style-type: none">• Provide strength-based programming including independent living skills, education and vocational training, community service, and work study opportunities.• Therapeutic services such as psychiatric, cognitive-behavioral, and evidence-based interventions for youth will be provided as well as group and family therapy.• Medical services and medication management by registered nurse and LPN will be provided. |

Division of Youth Services Education:

Education Data: July 1, 2021 – June 30, 2022

Location: Alexander

- Description:
- Students newly enrolled in GED courses
 - Students who earned their GED
 - Students who earned High School credit hours
 - Students who earned their High School diploma

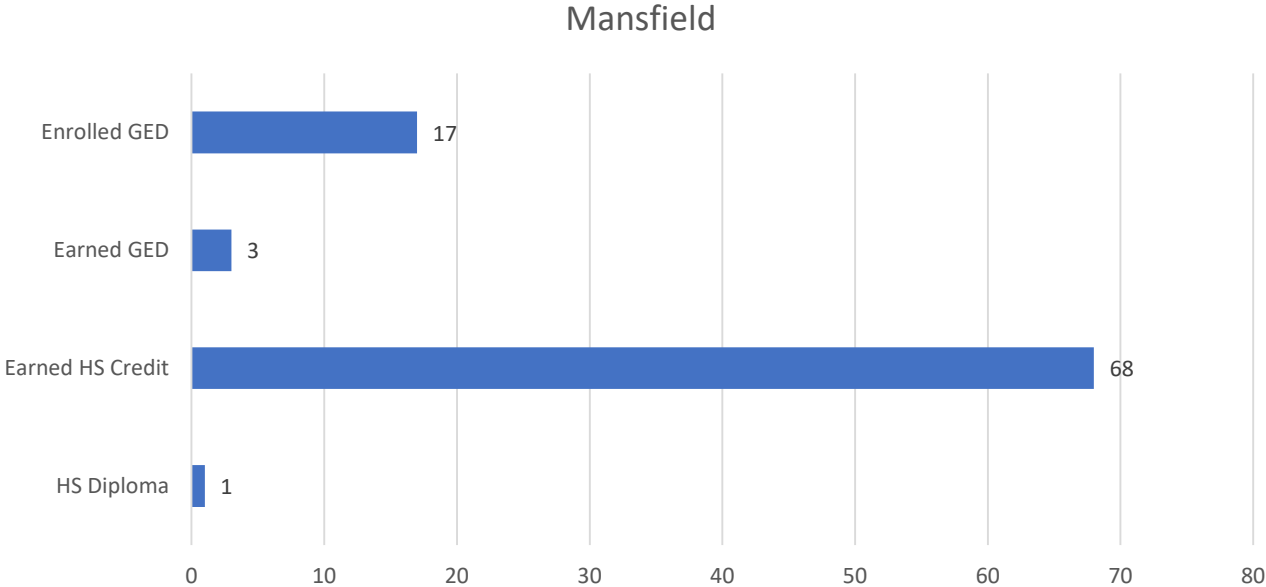


Division of Youth Services Education:

Education Data: July 1, 2021 – June 30, 2022

Location: Mansfield

- Description:
- Students newly enrolled in GED courses
 - Students who earned their GED
 - Students who earned High School credit hours
 - Students who earned their High School diploma

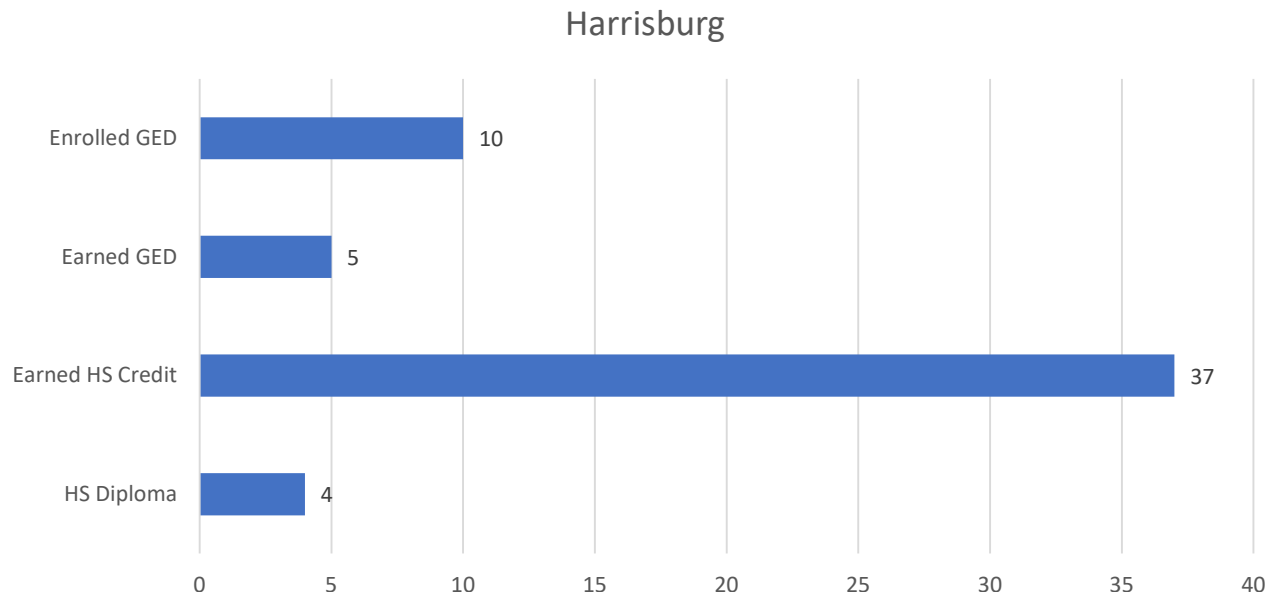


Division of Youth Services Education:

Education Data: July 1, 2021 – June 30, 2022

Location: Harrisburg

- Description:
- Students newly enrolled in GED courses
 - Students who earned their GED
 - Students who earned High School credit hours
 - Students who earned their High School diploma

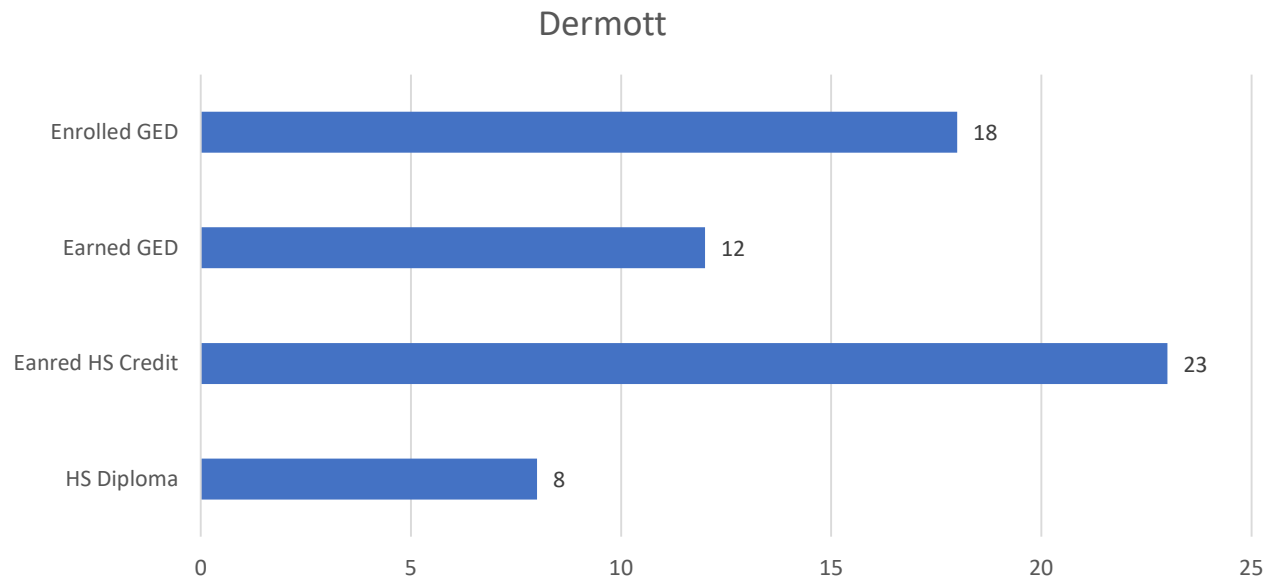


Division of Youth Services Education:

Education Data: July 1, 2021 – June 30, 2022

Location: Dermott

- Description:
- Students newly enrolled in GED courses
 - Students who earned their GED
 - Students who earned High School credit hours
 - Students who earned their High School diploma



Division of Youth Services Education:

Education Data: July 1, 2021 – June 30, 2022

Special Education and Dyslexia Intervention Statistics:

- Total number of students enrolled
- Total number of Special Education students
- Percentage ratio SPED to total
- Total number of students tested for Dyslexia
- Number of tested students identified as having characteristics of dyslexia
- Percentage ratio Dyslexia students to total tested

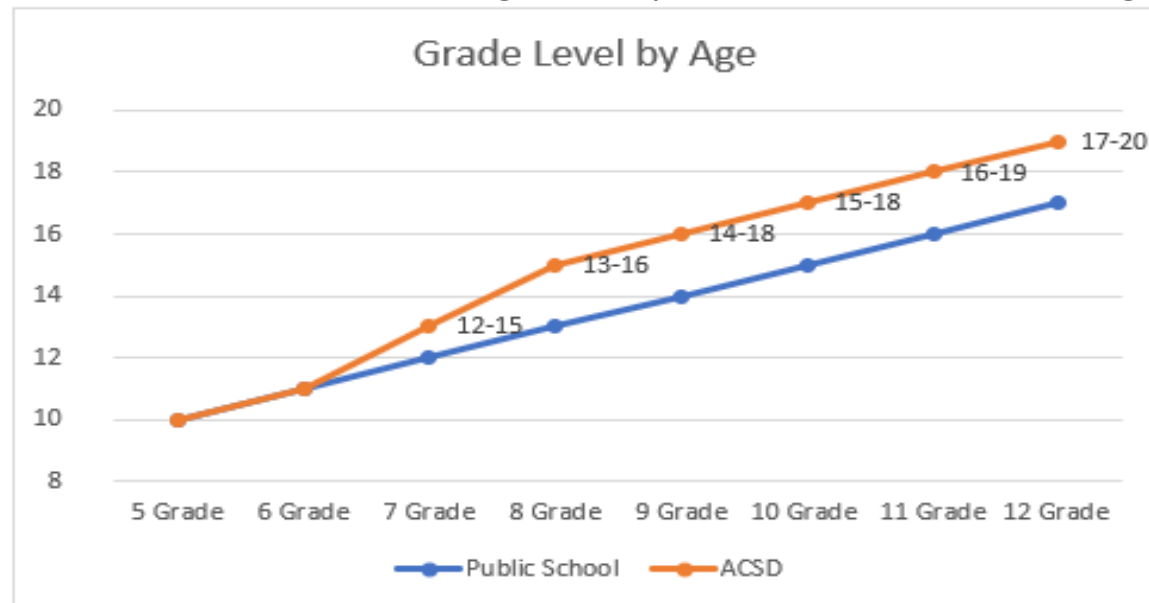
| Total Students | Special Education Students | % SPED To Total | Total Students Tested For Dyslexia | Students Identified with Characteristics of Dyslexia | % Dyslexia Students To Total Students |
|----------------|----------------------------|-----------------|------------------------------------|--|---------------------------------------|
| 326 | 128 | 39% | 245 | 158 | 64% |

Division of Youth Services Education:

Education Data: July 1, 2021 – June 30, 2022

Age of Student Population: Comparing ages of DYS students in their appropriate grade level to ages of students in traditional public school

- Higher ages of students in lower grade levels begin trending upward at grade 7
- Range of ages of students become larger at grade 9
- As grade levels advance the range of younger to older students expands showing a large portion of older students in grades up two levels behind average



Division of Youth Services Education:

Education Data: July 1, 2021 – June 30, 2022

IQ Bell Curve: Standard Distribution of IQ Scores and Cognitive Designation

Description:

- 70% of general population score in average IQ range
- 51% of DYS male population scored below average
- 56% of DYS female population scored below average