



## Arkansas Medicaid: Overview of Traditional vs. Medically Frail Populations

Dawn Stehle  
May 28, 2015

### Traditional Medicaid – Who's Covered?


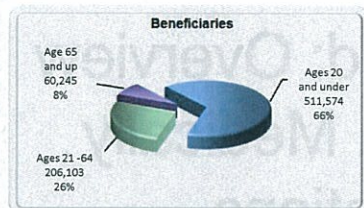
- Children and Pregnant Women up to 200% of Federal Poverty Level (FPL)
- Parents of dependent children up to 17% of FPL (lowest in the nation)
- Low Income Individuals with Disabilities
- Low Income Elderly (largely limited to Long Term Care services)

Federal Poverty Level	
Individual Income	\$11,490
Family of 4 Income	\$23,550

[ 2 ]

## Who does Traditional Medicaid serve?

### SFY13 Beneficiaries and Total Claim Payments



### Demographics and Utilization

- 66% of beneficiaries are ages 20 and under yet they account for only 45% of spend
- 55% of spend is for the elderly and adults with disabilities
- 66% of nursing home days are paid by Medicaid

3

## What services are covered by Traditional Medicaid?

### Mandatory

- Hospital Services – Inpatient and Outpatient
- Physician Services
- Nursing Facility Services (21 and older)
- Laboratory and X-Ray
- Child Health Services Early and Periodic Screening, Diagnosis and Treatment (Under 21)
- Rural Health Clinic
- Transportation
- Nurse Practitioner
- Medical and Surgical Services of a Dentist
- Home Health Services
- Federally Qualified Health Centers
- Family Planning Services and Supplies
- Certified Nurse Mid-wife Services

### Optional

- 38 Optional Services
  - Includes behavioral, developmental, and home and community-based services for the elderly and physically disabled
    - e.g. Rehabilitative Services for Persons with Mental Illness, Developmental Day Treatment Clinic Services, Independent Choices, Occupational, Physical, and Speech Therapies
  - Includes specific types of providers, medical supplies, and equipment
    - e.g. Podiatrists, Chiropractors, Prescription Drugs, Audiologists, Private Duty Nurses, Durable Medical Equipment

4

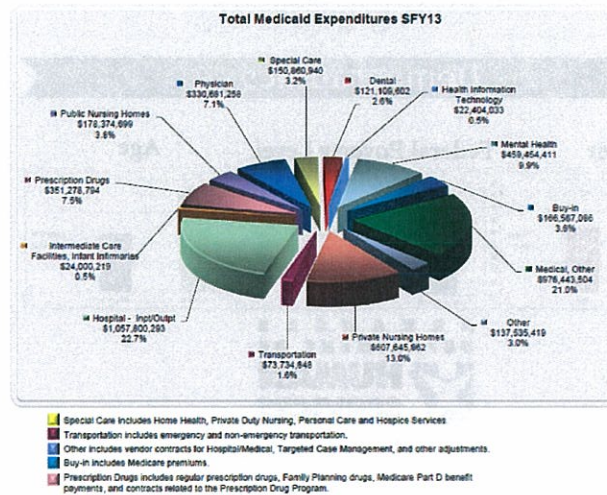


## Largest Traditional Medicaid 2013 Cost Categories

Category	2013 Service Category Cost
Hospitals	\$1,250M
Private Nursing Homes	\$660M
Physicians, dentists, other medical practitioners	\$550M
Behavioral Health	\$460M
Developmental Disabilities	\$372M
Pharmacy	\$350M

5

## Total Traditional Medicaid Expenditures SFY 2013



Source: Department of Human Services Annual Statistical Report

6

## Private Option Eligible Individuals in 2014

- Childless adults between ages 19-65 with incomes at or below 138% FPL
- Parents ages 19-65 with incomes between 17% and 138% FPL
- Who are **not** on Medicare
- Who are **not** disabled
- Who have **not** been determined to be more effectively covered under the standard Medicaid program, such as an individual who is medically frail or other individuals for whom coverage through the Health Insurance Marketplace is determined to be impractical, overly complex or would undermine continuity or effectiveness of care

### FEDERAL MEDICALLY FRAIL DEFINITION IS THE STARTING POINT

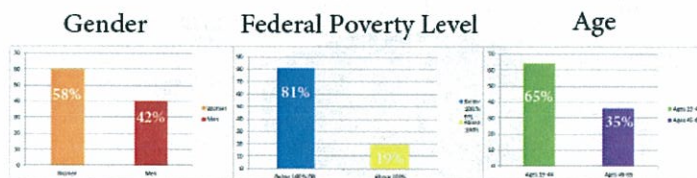
- A disabling mental disorder
- Serious and complex medical conditions
- Physical, intellectual or developmental disability that significantly impairs their ability to perform one or more activities of daily living
- A disability determination



[ 7 ]

## Private Option Enrollee Demographics: April 30, 2015

### Demographics



[ 8 ]



## Medical Frailty Screening in Private Option

Applicants are asked to complete a 12 question screening tool upon entering State eligibility system

Responses will be analyzed to determine whether the person meets medically frail/exceptional needs criteria.

Individuals determined medically frail or as having exceptional needs will be enrolled in Medicaid

### Features of Screening Process

- Prospective at time of enrollment
- Offered annually at enrollment/re-enrollment to all applicants
- Includes process for mid-year determinations of medical frailty status

ARKANSAS  
DEPARTMENT OF  
HUMAN SERVICES

## Private Option Benefits

- Qualified Health Plan (QHP) benefit package, including 10 Essential Health Benefits (EHBs)
- Additional Medicaid-specific benefits through fee-for-service Medicaid, not QHPs:
  - Non-emergency transportation
  - Dental and vision services for 19 & 20 year olds

- Ambulatory patient services
- Emergency services
- Hospitalization
- Maternity and newborn care
- Mental health and substance use disorder services
- Prescription drugs
- Rehabilitative and habilitative services
- Laboratory services
- Preventive and wellness services, and chronic disease management
- Pediatric services, including oral and vision care

ARKANSAS  
DEPARTMENT OF  
HUMAN  
SERVICES

( 10 )

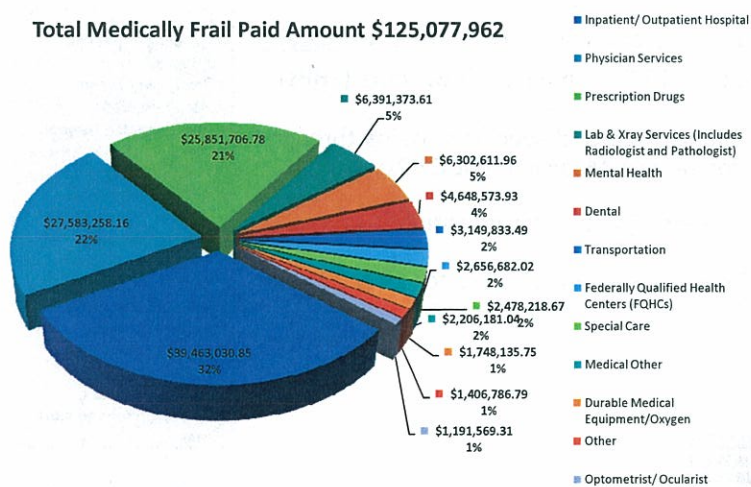
## Largest Medically Frail 2014 Cost Categories

Category	2014 Service Category Cost
Inpatient/Outpatient Hospital	\$39.5M
Physician Services	\$27.6M
Prescription Drugs	\$25.9M
Lab & X-Ray Services (includes Radiologist and Pathologist)	\$6.4M
Mental Health	\$6.3M
Dental	\$4.7M

11

## Total Medically Frail 2014 Expenditures

Total Medically Frail Paid Amount \$125,077,962



12

## Questions?

**Dawn Stehle**

Director, Division of Medical Services, Arkansas  
Department of Human Services

[Dawn.Stehle@dhs.arkansas.gov](mailto:Dawn.Stehle@dhs.arkansas.gov)



( 13 )

