



Research Report

HANDOUT #3

State Veterans Homes

September 2012

**Prepared for
Representative Jane English**

Table of Contents

Introduction	1
Veterans Demographics in Arkansas	1
General Overview of State Veterans Homes	4
Nursing Home Operations Funding	5
State Veterans Homes in Arkansas	6
Arkansas State Veterans Home, Little Rock.....	6
Fayetteville Veterans Home, Fayetteville	6
State Veterans Homes	7
Appendix A.....	28

INTRODUCTION

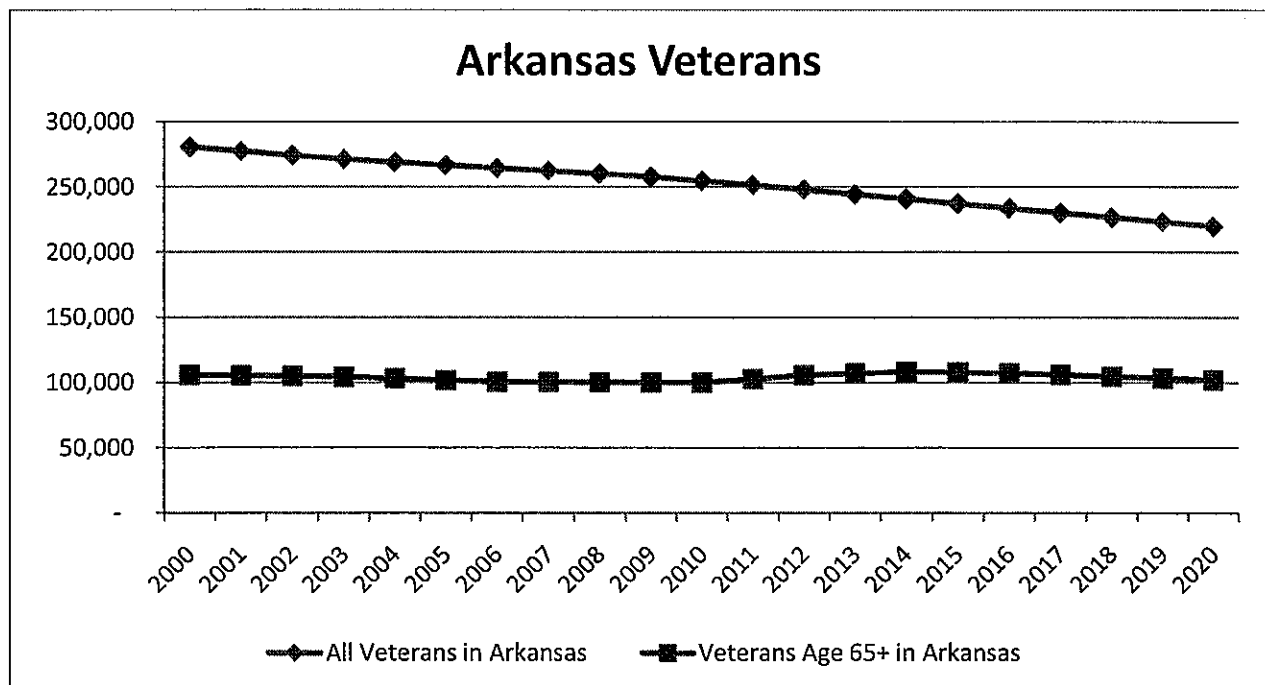
Rep. Jane English filed Interim Study Proposal (ISP) 2011-203 to study the administration of the Arkansas Department of Veterans Affairs and the state's veterans homes' procedures, safety, funding and standards of care. This report addresses several components of that study proposal.

The report describes the demographics of veterans in Arkansas and provides a brief overview of state veterans homes in general. It describes the two veterans homes in Arkansas, including their funding, costs, facility size, types of services, and resident eligibility.

This study also surveyed other state veterans nursing homes, seeking information on each home's state financial support, overall operating budget, participation in Medicaid and Medicare, and monthly charges paid by residents. Information on resident eligibility criteria and bed capacity for each state nursing home was obtained from the National Association of State Veterans Homes.

VETERANS DEMOGRAPHICS IN ARKANSAS

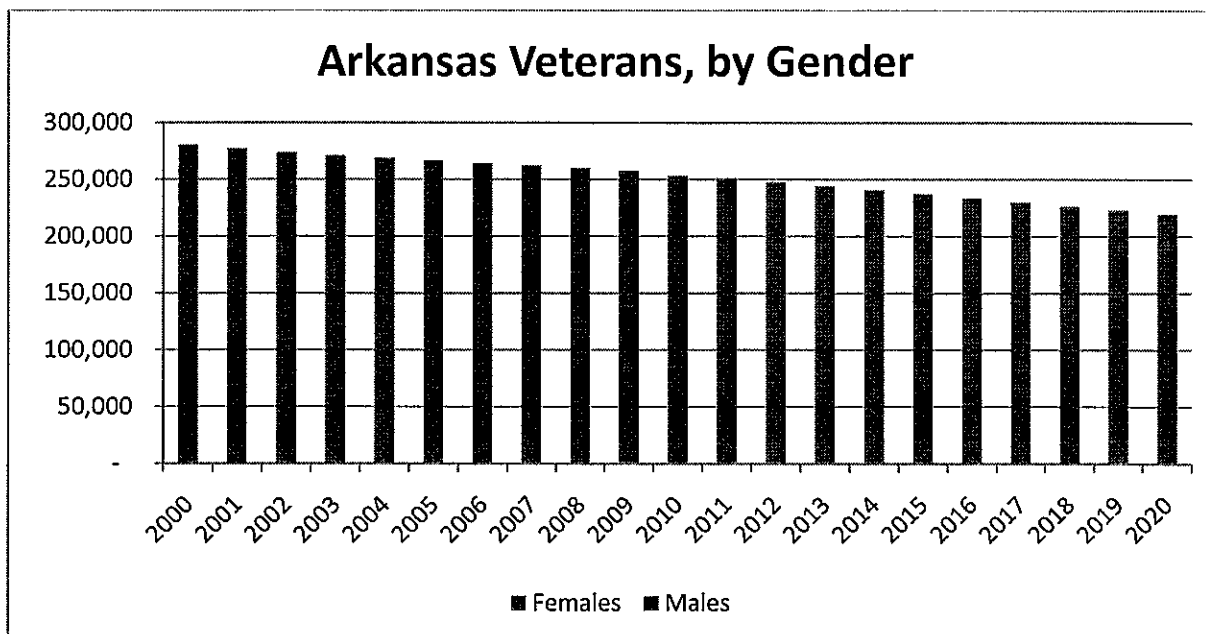
There were 251,402 veterans in Arkansas in 2011, the most recent count available. The number of Arkansas veterans has declined about 10.4% since 2000, with the state losing about 29,000 veterans. That number is expected to continue decreasing through 2020, when the state is projected to have fewer than 220,000 veterans.



Source: Table 2L: Veterans by State, Period, Age Group, Gender, 2000-2036, Provided by the Arkansas Department of Veterans Affairs

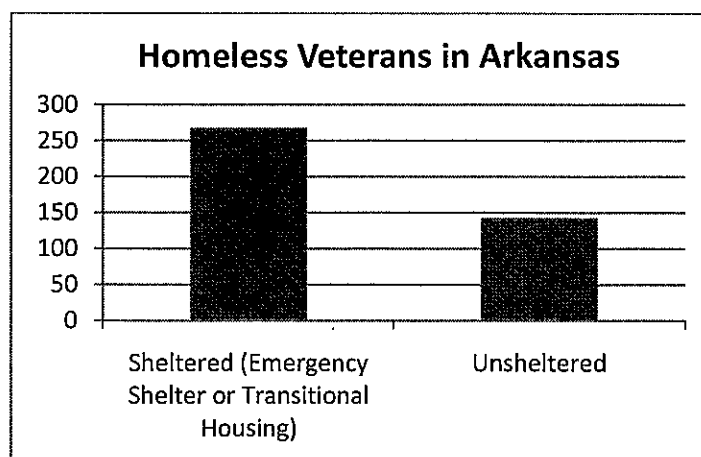
While the overall number of veterans is declining, the number of veterans age 65 and older is expected to remain fairly steady. Between 2000 and 2020, the number of senior veterans is projected have an overall decrease of 3.5%, compared with the 21.7% decrease expected in the overall veteran population in Arkansas. About 41% of the state's veterans in 2011, or 102,621, were age 65 or older.

The data indicate the number of female veterans in Arkansas rose nearly 25% from 16,117 in 2000 to 20,080 in 2011. The number of female veterans is projected to continue increasing to 22,219 in 2020. The number of male veterans has decreased 12.5% between 2000 and 2011, to 231,322. The number of male veterans is projected to continue decreasing to 197,576 by 2020.



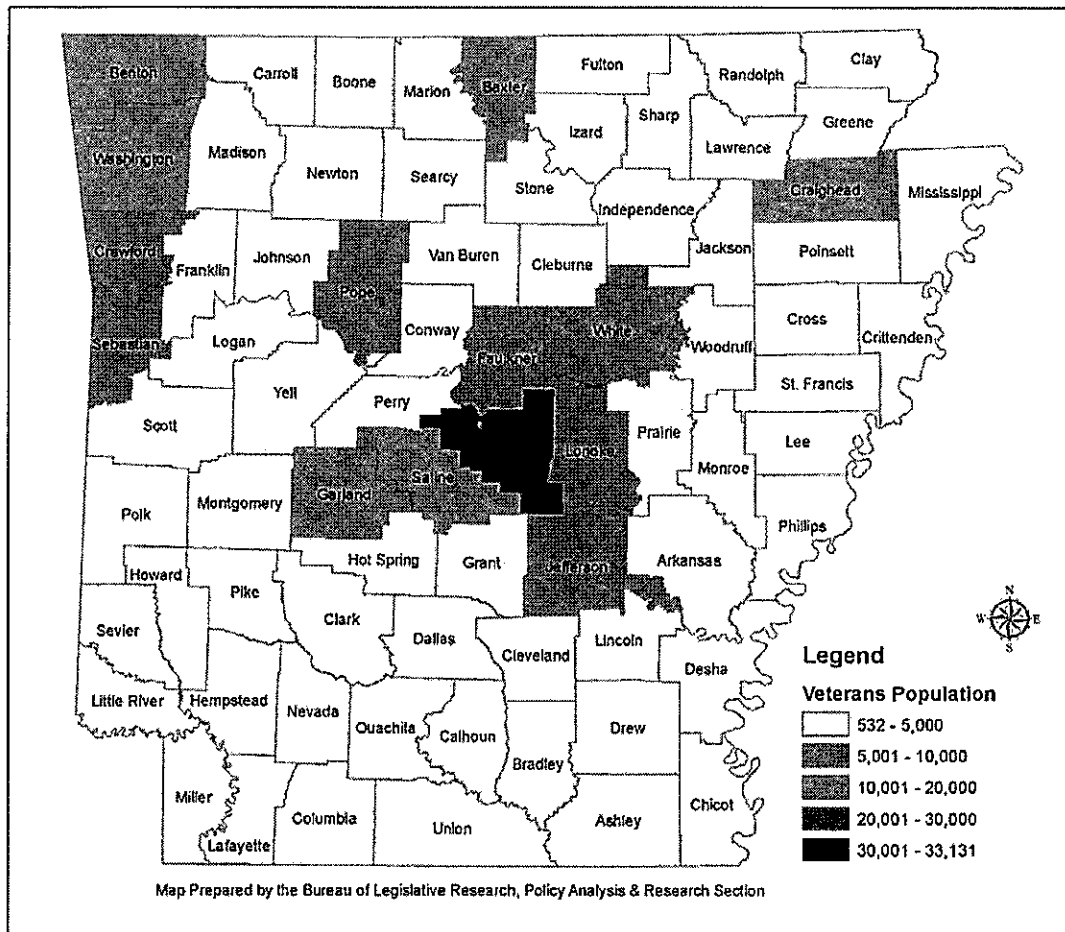
Source: Table 2L: Veterans by State, Period, Age Group, Gender, 200-2036, Provided by the Arkansas Department of Veterans Affairs

In 2011, there were 411 homeless veterans in Arkansas, according to the U.S. Department of Housing and Urban Development's Continuum of Care Homeless Assistance Programs.



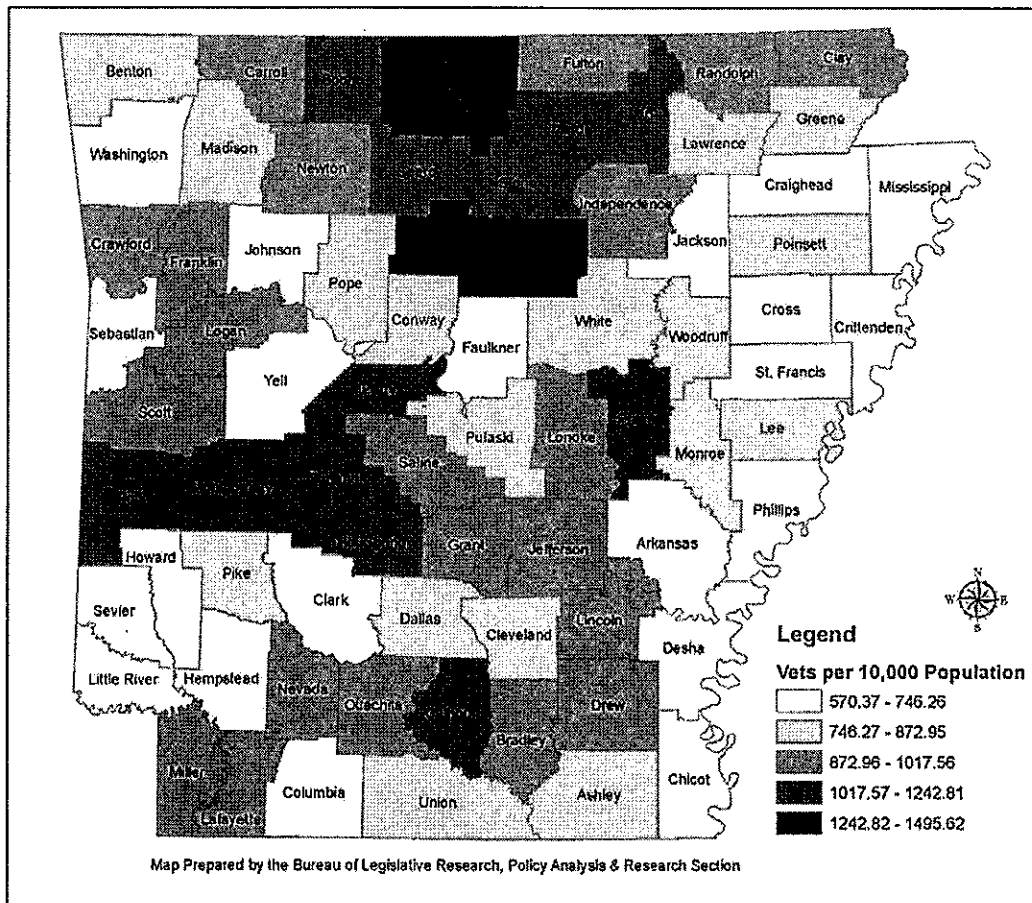
Source: U.S. Department of Housing and Urban Development, 2011 Continuum of Care Homeless Assistance Programs, Homeless Populations and Subpopulations

Veterans in Arkansas are generally clustered in Central Arkansas and Northwest Arkansas, where the state's two veteran's nursing homes and the state's three veterans medical centers are located. Baxter, Pope and Craighead counties also have significant numbers of veterans.



Source: FY11 Summary of Expenditures by State, Veteran Population Column, Provided by Arkansas Department of Veterans Affairs

The distribution of veterans offers a different picture when examining the number of veterans per 10,000 population. The north central counties of Marion, Baxter, Van Buren and Cleburne have the highest rates of veterans.



Source: FY11 Summary of Expenditures by State, Veteran Population Column, Provided by the Arkansas Department of Veterans Affairs

GENERAL OVERVIEW OF STATE VETERANS HOMES

Following the Civil War, a large number of indigent and disabled veterans were no longer able to earn income and needed medical care. The federal government operated national homes for disabled union volunteer soldiers, but the homes were unable to house and care for all of the veterans in need. To address the problem, a number of states independently established State Veterans Homes. The first state veterans home was established in Rocky Hill, Connecticut in 1864.¹

Today there are a total of 144 nursing homes across the country (including one in Puerto Rico). Every state has at least one veterans home, and some states have as many as seven.² The following table shows the number of homes in each state. Arkansas and the surrounding states are highlighted.

¹ National Association of State Veterans Homes, Retrieved from http://www.nasvh.org/about/about_purpose.cfm

² National Association of State Veterans Homes, Retrieved from http://www.nasvh.org/dir_statehomes/statedir.cfm

Number of Homes in Each State	States
1	Alaska, Arizona, Connecticut, Delaware, Hawaii, Indiana, Iowa, Maryland, Nevada, New Hampshire, North Dakota, Oregon, Rhode Island, South Dakota, Vermont, Wyoming, Puerto Rico
2	Arkansas, Georgia, Kansas, Massachusetts, Michigan, Montana, New Mexico, North Carolina, Utah, Virginia, West Virginia, Wisconsin
3	Alabama, Idaho, Kentucky, New Jersey, New Jersey, Ohio, South Carolina, Tennessee, Washington
4	Illinois, Mississippi, Nevada
5	Colorado, Louisiana, Minnesota, New York
6	Maine, Pennsylvania
7	California, Florida, Missouri, Oklahoma, Texas

In addition to skilled nursing and intermediate care, some veterans homes also provide domiciliary care. The Domiciliary Care Program, established in the 1860s to provide services for economically disadvantaged veterans, is now part of the Mental Health Residential Rehabilitation and Treatment Programs. This program offers "time-limited residential treatment to homeless Veterans with significant health care and social-vocational deficits."³ The program also provides access to medical, psychiatric, and substance abuse treatment in addition to social and vocational rehabilitation. Domiciliary programs are located on the grounds of VA medical centers or in "community facilities owned, leased, or otherwise acquired by VA." Though they may be located on a state veterans nursing home campus, they must be "separate and distinct" units where only veterans in the program reside.

NURSING HOME OPERATIONS FUNDING

State veterans nursing homes typically have four main sources of funding:

- Per diem paid by the U.S. Department of Veterans Affairs (VA)
- State funding
- Monthly fees charged to residents
- Medicare/Medicaid reimbursement (although not all state veterans nursing homes participate in Medicare and Medicaid)

The basic per diem rate for nursing homes in FY12 was \$95.82, per patient, per day. However, in 2009, the federal government implemented a law that increased the per diem rate the VA paid state veterans homes for each veteran with a service-connected disability rating of 70% or more. For these residents, the VA pays a higher rate that varies depending on the veterans home location. In exchange for the higher rate, the nursing home cannot charge the resident the monthly fee or seek Medicaid or Medicare reimbursement. For Little Rock, the per diem rate for 70%+ disabled residents is \$344.56, and for Fayetteville, it's \$362.89. (Appendix A lists all regional rates for FY12.)

The change has been problematic for many veterans homes. They have found that the higher rates are insufficient to cover the full cost of caring for these veterans. As a result, some state veterans homes have limited the number of 70%+ disabled veterans they admit, according to

³ Veterans Health Administration Handbook 1162.02, Mental Health Residential Rehabilitation Treatment Program, Retrieved at <http://www.va.gov/homeless/dchv.asp>

the National Association of State Veterans Homes. In early August 2012, President Barack Obama signed the Honoring America's Veterans and Caring for Camp Lejeune Families Act of 2012, a provision of which attempted to correct the problem by allowing the VA to contract with each state veterans home to set individual reimbursement rates with each facility.

The Domiciliary Care Program is funded with under a different per diem. The 2012 per diem rate for domiciliary care was \$39.90 per day.

STATE VETERANS HOMES IN ARKANSAS

The Arkansas Department of Veterans Affairs was first established (as the Arkansas Service Bureau) in 1925. The agency is responsible for administering state benefit programs for qualified Arkansas veterans and their dependents, maintaining veterans cemeteries and operating the state's two veterans nursing homes.

ARKANSAS STATE VETERANS HOME, LITTLE ROCK

The Arkansas State Veterans Home in Little Rock was established in 1980 as a domiciliary, but in recent years the home has operated 55 domiciliary beds and 61 intermediate care nursing beds. After management problems surfaced in June 2012, the Arkansas Department of Veterans Affairs announced the home would close by the end of the year. In early September, remaining residents were given two months to find a new facility.

When the Arkansas State Veterans Home was in full operation, it provided all living, dining, recreational and medical facilities needed by residents. The home provided 24-hour nursing service and a staff physician. Residents had access to the services of a licensed social worker and vocational therapy. An activities director scheduled weekly outings, with transportation provided.

Veterans who wanted to become a resident were required to meet the following criteria:

1. Wartime Veterans with honorable discharge.
2. Peacetime Veterans must have service-connected disability with honorable discharge.
3. Residency in Arkansas or family living in Arkansas.
4. Meet income/asset guidelines.
5. Submit a current medical summary.
6. Totally disabled by Veterans Administration Guidelines.
7. Must be ambulatory (walk with a cane, walker, or non-motorized wheelchair)
8. Must be able to self-ambulate to nurse's station and dining room.
9. Express a desire to reside in the Veterans Home.

The Arkansas State Veterans Home is currently under the supervision of the Arkansas Department of Veterans Affairs. The facility had an FY12 operating budget of about \$4.4 million, and it received \$657,249 in state general revenue. The facility did not accept Medicare or Medicaid. The facility was also supported by monthly charges paid by residents, with most paying \$1,800 per month.

FAYETTEVILLE VETERANS HOME, FAYETTEVILLE

The Fayetteville Veterans Home opened in 2006 in the renovated 5th and 6th floors of the former Washington Regional Medical Center facility. A new three-story tower was added to accommodate administrative offices.

This Fayetteville Veterans Home is a licensed 108-bed skilled care nursing facility. It operates under the direction of the Arkansas Department of Veterans Affairs and has been approved and recognized by the Federal Veterans Administration as a qualified state veterans home. The facility provides 24-hour nursing coverage and offers hospice care; respite care; physical, occupational, and speech therapy and the services of a licensed social worker. Residents also have access to transportation and daily activities. According to the website, there are 102 full-time staff and seven part-time staff at this facility.

Criteria for admission includes honorable discharge from the military, no criminal record, and a medical need for nursing home services. Arkansas residents have priority for admission, and veterans' spouses and Gold Star parents can be admitted if space permits.

The facility has an FY12 operating budget of \$6.9 million, but unlike the Little Rock facility, the Fayetteville Veterans Home receives no state general revenue. The facility, however, participates in Medicare and Medicaid and receives Medicaid and Medicare reimbursement for the care of residents eligible for those programs. The Little Rock and Fayetteville facilities combined have a payer mix of approximately 40% private pay, 38% Medicaid, 17% VA per diem and 5% Medicare. The Fayetteville facility is also supported by fees paid by residents. Private pay residents pay \$130 per day per day (about \$3,900 per month), while Medicaid residents pay according to their monthly income and whether or not they have a spouse living with them in the facility.

STATE VETERANS HOMES

The Bureau of Legislative Research (BLR) surveyed all 144 nursing homes across the country. The emailed survey requested the following information:

- Medicare/Medicaid participation
- Monthly charges paid by residents
- Percent of resident population considered 70% or more disabled
- Total operating budget for FY12
- Total state funding received for FY12

The BLR received responses from 26 states, representing 49 facilities, which are listed on pages 9 through 24 of this report. The BLR retrieved additional information from the website of the National Association of State Veterans Nursing Homes. The information obtained from this website includes:

- Eligibility requirements for residents
- Bed count

Facility Size

The 49 facilities that responded had, on average, a total bed count of about 203 beds. Eighteen of the facilities have domiciliary beds. Of those 18, the average number of domiciliary beds was 95.

Resident Eligibility

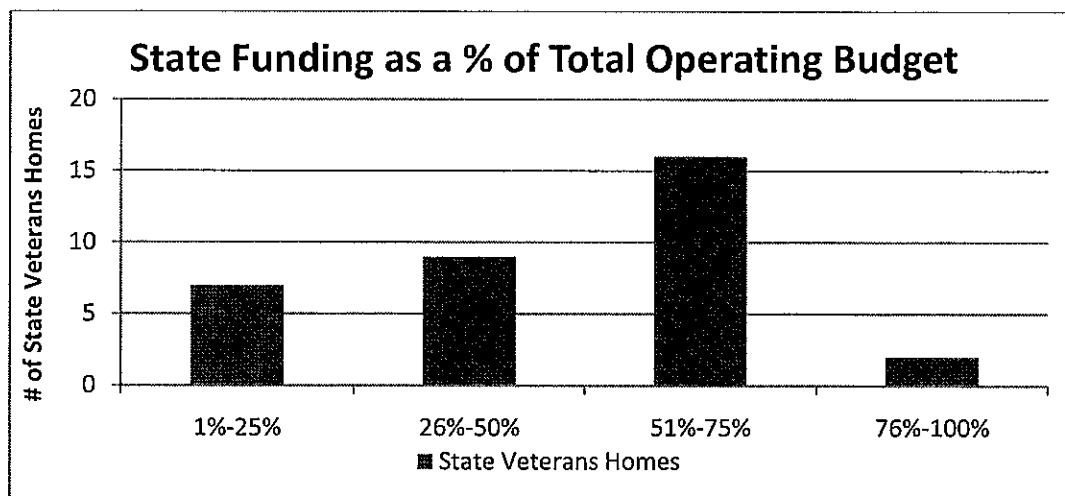
Generally, eligibility for admission to state veterans homes address the following criteria:

- General or Honorable discharge from military service
- Residency in the state
- Spouse or Gold Star parents of veteran
- Disability or medical need for nursing home care

Thirty-one of the facilities require residents to have been honorably discharged, while the remaining 18 accept residents with discharge under any conditions other than dishonorable. A large majority of the facilities—38—make state residency a required criteria for residents. Some states specify a minimum number of years (generally one to five) the veteran must have lived in the state before admission to the veterans home. Some states accept non-residents if they have service connected to that state. Twenty-one admit spouses or parents of veterans in their facilities. Facilities in two states require residents to be older than an established age. A couple of veterans homes require residents to have served in active duty during specified times, while several others require veterans to have completed a specified number of active duty days (typically 90 or 180). Several allow only disabled veterans with a service-related disability to be residents.

Funding

State veterans nursing homes also receive varying levels of state support. Of the 49 facilities that responded to the BLR survey, 14 receive no state general revenue support. These facilities may receive state funding through Medicaid reimbursement, but they are not provided separate state funding for nursing home operations. Of the facilities that said they do receive state funding, the amounts ranged from 2% to 97% of their operating budget. The following chart shows the number of homes that receive each level of state funding, as a percentage of their total operating budgets.



The amount that facilities said they charge residents varies widely, ranging from \$0 to nearly \$10,000 per month. It should be noted that some facilities may have included the VA per diem in the amount charged to patients, while others may have excluded this amount.

The facilities that charge the least generally receive significant state funding. The Georgia facility, for example, has not charged residents in the past, but the home will begin charging in FY2013. That veterans home receives about \$5 million in state funding, half of its total \$10 million operating. The Soldiers Home in Holyoke, Massachusetts is nearly fully funded by state funding, allowing it to charge residents just \$30 per day, or about \$900 per month, for long term care and just \$10 per day for domiciliary care. Most facilities charge residents between \$3,000 and \$5,000 per month (\$100 per day to \$167 per day). Some facilities charge residents on a sliding fee scale.

Some state veterans homes, but not all, seek reimbursement through Medicaid or Medicare. Of the 49 facilities that responded, 26 accept Medicare and Medicaid, 17 do not participate in the Medicare or Medicaid program and six accept either Medicare or Medicaid, but not both.

The following tables provide the information received by each of the facilities that responded to the BLR survey.

Arizona State Veterans Home, Phoenix, AZ	
No. Nursing Home Beds (skilled or intermediate care)	200
No. Domiciliary Beds	N/A
Residents' Eligibility Requirements	<ul style="list-style-type: none"> • Applicant must be a veteran with an other than dishonorable discharge, the spouse of a veteran, or the surviving spouse of a veteran. • Applicant must be a resident of Arizona. • Applicant must require skilled nursing care as determined by a physician.
Accept Medicare/Medicaid?	Yes.
Daily or Monthly Amount Charged to Residents	Private Pay: \$165 per day plus medications and supplies
Percentage of Residents who are 70% Disabled	35%
State Funding in 2012	None, the Arizona State Veterans Home is self-supporting.
Total Operating Budget	\$16 million

Arkansas Veterans Home, Fayetteville, AR	
No. Nursing Home Beds (skilled or intermediate care)	108
No. Domiciliary Beds	N/A
Residents' Eligibility Requirements	<ul style="list-style-type: none"> • Veterans with honorable discharge • Veteran's spouses and gold star parents can apply for admission • Have a medical need for nursing home placement • Twenty-five percent of the occupancy at the Veterans Home can be qualified non-veterans (spouse or surviving spouse of a veteran, or Gold Star parents) • Arkansas residents have first priority
Accept Medicare/Medicaid?	Yes
Daily or Monthly Amount Charged to Residents	Private pay residents pay \$130 per day; Medicaid residents pay according to their monthly income and if they have a spouse.
Percentage of Residents who are 70% Disabled	15%
State Funding in 2012	\$0
Total Operating Budget	\$6,922,222

Arkansas State Veterans Home, Little Rock, AR	
No. Nursing Home Beds (skilled or intermediate care)	61
No. Domiciliary Beds	55
Residents' Eligibility Requirements	Honorable discharge Residency in Arkansas or family living in Arkansas Meet income/asset guidelines Submit a current medical summary Totally disabled by Veterans Administration Guidelines Express a desire to reside in the Veterans Home Must be enrolled in VA system and have a VA primary care doctor or be able to obtain one Must be able to ambulate by walking with a cane, walker or wheelchair (no motorized wheelchairs).
Accept Medicare/Medicaid?	No
Daily or Monthly Amount Charged to Residents	Most paid \$1,800 per month
Percentage of Residents who are 70% Disabled	The most 70% disabled veterans residing in the home at one time was 12, or 24% of the nursing home residents.
State Funding in 2012	\$657,249
Total Operating Budget	\$4,393,164

Veterans Homes of California (6) Sacramento, CA (Headquarters)			
No. Nursing Home Beds (skilled or intermediate care)	891		
No. Domiciliary Beds	385		
Residents' Eligibility Requirements	Veterans who are age 55 and above and discharged from active military service under honorable conditions. The age requirement is waived for disabled or homeless veterans needing long-term care.		
Accept Medicare/Medicaid?	Yes		
Daily or Monthly Amount Charged to Residents	Level-of-Care (LOC)	Resident Fee ¹	Maximum Fee
	Domiciliary (DOM)	47.5% of income	Annually Calculated Average Cost per LOC
	Residential Care Facility for the Elderly (RCFE)	65.0% of income	
	Intermediate Care Facility (ICF)	65.0% of income	
	Skilled Nursing Facility (SNF)	70.0% of income	
	Non-Veteran Spouse (NVS) admitted to the Home on or after July 1, 2009	The greater of: a) The monthly federal per diem for a veteran in DOM care b) The veteran resident fee for the LOC the NVS occupies	Not to exceed 90 percent of the NVS total annual income
Percentage of Residents who are 70% Disabled	2.5%		
State Funding in 2012	The total funding received for the six veterans homes was \$215.3 million, of which 35% (\$75.7 million) came from other sources (reimbursements, VA per diem, A and A, etc.)		
Total Operating Budget	The total operating budget for the six veterans homes is \$215.3 million.		

Colorado State Veterans Nursing Home, Walsenberg, CO	
No. Nursing Home Beds (skilled or intermediate care)	120
No. Domiciliary Beds	N/A
Residents' Eligibility Requirements	Must be at least a generally discharged veteran in need of nursing home care. The following order of priority is used to consider applicants for admissions: 1) Colorado veterans - service-connected disability, 2) Colorado veterans - non-service connected disability, 3) veterans with residence in other states, 4) spouses, surviving spouses, and dependent parents of eligible veterans.
Accept Medicare/Medicaid?	Medicaid only
Daily or Monthly Amount Charged to Residents	Monthly charge for residents: <ul style="list-style-type: none"> • Semi private: \$235.08 total charges per day • Mountain View Secured Unit: \$242.17 total charges per day • Private: \$248.25 total charges per day
Percentage of Residents who are 70% Disabled	8%
State Funding in 2012	The total state funding received in FY12 is \$0.
Total Operating Budget	The facility's operating budget is \$11,057,407.

Bruce McCandless Colorado State Veterans Nursing Home, Florence, CO	
No. Nursing Home Beds (skilled or intermediate care)	105
No. Domiciliary Beds	N/A
Residents' Eligibility Requirements	Veterans in need of skilled nursing care who have a general/honorable military discharge are given admission priority. Spouses, surviving spouses and Gold-Star parents in need of skilled nursing care are also eligible for admission. VA, Medicaid, Medicare and private pay resources are accepted.
Accept Medicare/Medicaid?	Yes
Daily or Monthly Amount Charged to Residents	\$168.49 per day
Percentage of Residents who are 70% Disabled	9%
State Funding in 2012	General fund: \$0, Medicaid: \$2,739,548
Total Operating Budget	\$ 10,850,000

Delaware Veterans Home, Milford, DE	
No. Nursing Home Beds (skilled or intermediate care)	150
No. Domiciliary Beds	N/A
Residents' Eligibility Requirements	All veterans who have been honorably discharged and who served on active duty in the United States Armed Services or the U.S. Coast Guard, as described in Title 38 USC, are eligible for placement at the Delaware Veterans Home (DVH). Members of the Army and Air National Guard and the U.S. Reserve Forces who are eligible for retirement are also eligible for placement at DVH. Applicants must be a resident of the state of Delaware for a minimum of three years prior to the date of application and must have a level of care requirement that is consistent with the mission of DVH. Spouses of veterans who are applying for residency at DVH are also eligible for admission while their veteran spouse is a resident of the DVH; admission is subject to space availability.
Accept Medicare/Medicaid?	Yes
Monthly Amount Charged to Residents	\$220 per day for semi-private room or \$250 per day for private room
Percentage of Residents who are 70% Disabled	Approximately 18%
State Funding in 2012	\$15.5 million
Total Operating Budget	\$15.9 million

Emory Bennett Memorial Veterans Home, Daytona Beach, FL	
No. Nursing Home Beds (skilled or intermediate care)	120
No. Domiciliary Beds	N/A
Residents' Eligibility Requirements	Admission eligibility requirements include being an honorably discharged veteran, being a Florida resident for the one year immediately preceding application and being in need of nursing home care that the home has the ability to provide.
Accept Medicare/Medicaid?	Yes
Daily or Monthly Amount Charged to Residents	Private rate is \$185 per day (about \$5,627.70 per month)
Percentage of Residents who are 70% Disabled	11.67%
State Funding in 2012	The facility receives no funding from the state general fund or any other state source other than Medicaid. The facility's Medicaid revenue for FY 2011-2012 was \$2,278,302.
Total Operating Budget	In FY 2011-2012, it was \$11,070,758.

Georgia War Veterans Home, Augusta, GA	
No. Nursing Home Beds (skilled or intermediate care)	192
No. Domiciliary Beds	N/A
Residents' Eligibility Requirements	<p>1. Must be domiciled in Georgia and have actually resided in Georgia for at least five years immediately preceding the date of admission application.</p> <p>2. Must be a "war veteran". The term war veteran means any who was discharged under other than dishonorable conditions and who served on active duty in the Armed Forces of the United States or on active duty in a Reserve Component of the Armed Forces of the United States during wartime or during the period beginning January 31, 1955 and ended on May 7, 1975. Other eligible times have been designated.</p> <p>3. Must be approved as "eligible for care and treatment" by the U.S. Department of Veterans Affairs.</p>
Accept Medicare/Medicaid?	No
Daily or Monthly Amount Charged to Residents	Georgia currently does not charge; however, that will change in 2013
Percentage of Residents who are 70% Disabled	4%
State Funding in 2012	\$5,021,238: state general fund through GA Department of Veterans Service.
Total Operating Budget	\$10,042,476

Idaho State Veterans Home—Lewiston, Lewiston, ID	
No. Nursing Home Beds (skilled or intermediate care)	66
No. Domiciliary Beds	N/A
Residents' Eligibility Requirements	A minimum of 90 days active military service; discharge under honorable conditions; Idaho state resident; and medically qualified to receive nursing home level care.
Accept Medicare/Medicaid?	Yes.
Daily or Monthly Amount Charged to Residents	Private pay rate is \$163 per day, plus ancillary supplies
Percentage of Residents who are 70% Disabled	18%
State Funding in 2012	Agency as a whole received less than 10% general funds. The home is essentially self-sustaining.
Total Operating Budget	\$5,300,000

Illinois State Veterans Homes (All 4 homes) Springfield, IL (main IL office)	
No. Nursing Home Beds (skilled or intermediate care)	1,061
No. Domiciliary Beds	144
Residents' Eligibility Requirements	Applicants must have had service in the armed forces of the United States at least one day during a time recognized as a wartime period and possess an honorable discharge. The veteran must have had service accredited to the State of Illinois or have been a resident of Illinois for a minimum of one year immediately preceding the date of application. The veteran must be disabled by age, disease, or wounds, and by reason of such disability be incapable of earning a living and in need of nursing care. Any honorably discharged veteran who has served a minimum of one year on active duty, with service accredited to the State of Illinois, or who has been a resident of Illinois for a minimum of one year immediately preceding the date of the application is eligible for admission to a domiciliary. A spouse or widow/widower of a veteran is eligible provided the veteran meets the requirements stated above and has been married at least five years prior to date of application or the veteran's death.
Accept Medicare/Medicaid?	No
Daily or Monthly Amount Charged to Residents	For FY 12, the maximum maintenance fee charged to residents was \$929/mo based on income. This amount had been in place since 1979 and was increased for FY 13.
Percentage of Residents who are 70% Disabled	Anna: 3% Quincy: 4% LaSalle: 2.8% Manteno: 3.6%
State Funding in 2012	Anna: \$2.96 million Quincy: \$23.68 million LaSalle: \$8.97 million Manteno: \$16.1 million
Total Operating Budget	Anna: \$5.6 million Quincy: \$45.1 million LaSalle: \$18.53 million Manteno: \$35 million

Indiana Veteran's Home, West Lafayette, IN	
No. Nursing Home Beds (skilled or intermediate care)	505
No. Domiciliary Beds	80
Residents' Eligibility Requirements	All honorably discharged persons who have served the United States in any of its wars, who have been residents of the state for a period of three years immediately preceding application (waiverable, based on compelling medical need, to one year). Current spouses and surviving spouses, who were married to a veteran for a period of five or more years immediately preceding the death of the veteran, are also eligible (Legislation has been requested to reduce residency requirement to one year).
Accept Medicare/Medicaid?	Yes/Yes
Daily or Monthly Amount Charged to Residents	\$253.74/day
Percentage of Residents who are 70% Disabled	3.4%; Indiana does not participate in the 70% program at this time.
State Funding in 2012	General fund \$0 (used Medicaid and C&W funds.)
Total Operating Budget	\$25.35 million

Kansas Soldiers Home and Kansas Veterans Home, Fort Dodge and Winfield, KS	
No. Nursing Home Beds (skilled or intermediate care)	193
No. Domiciliary Beds	146
Residents' Eligibility Requirements	Veterans of wartime service and certain peacetime veterans who are eligible for VA hospitalization. Period of service must have been other than dishonorable. Veteran must be retired or unable to support self due to disability. Wives, widows, fathers, mothers and dependent children of eligible veterans may be admitted on a bed-available condition. All applicants must have been a resident of Kansas for two years immediately prior to making application for admission.
Accept Medicare/Medicaid?	Kansas Veteran's Home is Medicaid and Medicare certified.
Daily or Monthly Amount Charged to Residents	Charges are based on residents' ability to pay. Nursing home rate is \$2,909 per month, and domiciliary rate is \$1,460 per month.
Percentage of Residents who are 70% Disabled	Varies between 4% and 5%
State Funding in 2012	SGF was approximately \$2.2 million this year.
Total Operating Budget	Current budget is \$11 million.

S.E. Louisiana War Veterans Home, Reserve, LA	
No. Nursing Home Beds (skilled or intermediate care)	156
No. Domiciliary Beds	N/A
Residents' Eligibility Requirements	Veteran must be a resident of the State of Louisiana and must have served on active military duty 90 days or more during a wartime period; or 90 days or more combined service during two or more wartime periods; or if less than 90 days, discharged due to a disability in line of duty; and be in receipt of discharge other than dishonorable.
Accept Medicare/Medicaid?	Medicare only
Daily or Monthly Amount Charged to Residents	\$1,703.00
Percentage of Residents who are 70% Disabled	6-7%
State Funding in 2012	The facility receives no State General Funds Federal Funds \$6,225,999 Self Generated Funds \$3,257,199 Interagency Funds \$764,787
Total Operating Budget	\$10,247,985

N.W. Louisiana War Veterans Home Bossier City, LA	
No. Nursing Home Beds (skilled or intermediate care)	156
No. Domiciliary Beds	N/A
Residents' Eligibility Requirements	Veteran must have served active duty military for 90 days and be in receipt of a discharge other than dishonorable. If active duty service is for less than 90 days, then discharge must be for disability in the line of duty. Veteran must be a resident of Louisiana or be referred by a VAMC or Veterans Service Office.
Accept Medicare/Medicaid?	The facility has a 20-bed Medicare unit, no Medicaid.
Daily or Monthly Amount Charged to Residents	\$1,703 - tied to the A & A VA benefit amount
Percentage of Residents who are 70% Disabled	About 12%
State Funding in 2012	The facility receives no state funding.
Total Operating Budget	\$9,674,844

Charlotte Hall Veteran's Home, Charlotte Hall, MD	
No. Nursing Home Beds (skilled or intermediate care)	261
No. Domiciliary Beds	156
Residents' Eligibility Requirements	Applicants must be Maryland residents, have been discharged under honorable conditions from the Armed Forces of the United States at any time, be age 62 or older or incapable of earning a living due to disability recognized by the VA or Social Security. Some non-veteran spouses of veterans eligible for admission may also be eligible.
Accept Medicare/Medicaid?	Yes
Daily or Monthly Amount Charged to Residents	Private room: \$137.98/per day, or \$4,139.40/per month Semi-private: \$131.73/per day, or \$3,951.90/per month
Percentage of Residents who are 70% Disabled	Less than 5%
State Funding in 2012	State funding for FY 12 was \$3.1 million, including salaries.
Total Operating Budget	Paid by contractor

Soldiers' Home in Holyoke, Holyoke, MA	
No. Nursing Home Beds (skilled or intermediate care)	275
No. Domiciliary Beds	30
Residents' Eligibility Requirements	Qualified Veterans as defined by Massachusetts General Laws, Chapter 4, section 7, clause 43, who received military discharges under conditions other than dishonorable are eligible to receive services at the Soldiers' Home. Veterans of certain campaigns may also qualify.
Accept Medicare/Medicaid?	No, the facility does not accept Medicaid, and it recently voluntarily withdrew from the Medicare program.
Daily or Monthly Amount Charged to Residents	The facility currently charges veterans a maximum of \$30/day for long term care (LTC) and a maximum of \$10/day for domiciliary care. The Soldiers' Home in Holyoke daily rate is calculated based solely upon the gross income received by both the veteran and his/her spouse. It excludes all assets and expenses and exempts the first \$300 of income for single veterans and \$1,500 for married veterans.
Percentage of Residents who are 70% Disabled	3.37%
State Funding in 2012	<p>The Soldiers' Home in Holyoke is 100% state funded, with the state providing a total of \$20,611,060 in FY12. Of the \$20,611,060:</p> <ol style="list-style-type: none"> 1. \$250,000 was from retained revenue (revenue the Soldiers' Home in Holyoke is allowed to retain for its operation) generated through the sale of special veteran license plates 2. \$671,530 from retained revenue generated from a new 12-bed unit comprised mostly of 70% disabled veterans. 3. \$35,000 from retained revenue generated from bedside television rental fees (bedside TV are available to all resident veterans at a cost of \$1/day) . 4. \$110,000 from retained revenue generated from prescription drug co-payments charged to veterans using outpatient pharmacy services 5. \$5,000 from retained revenue generated from licensing communication antennas on the facility's rooftop 6. The remaining \$19,539,530 comes directly from state appropriated funds
Total Operating Budget	\$20,611,060

Minnesota Veterans Home, Luverne, MN	
No. Nursing Home Beds (skilled or intermediate care)	85
No. Domiciliary Beds	N/A
Residents' Eligibility Requirements	Honorably discharged veterans who entered the service from Minnesota or who are residents of Minnesota at the time of application and who need skilled nursing care. Spouses and surviving spouses of veterans, age 55 or older, may also apply for admission.
Accept Medicare/Medicaid?	No
Daily or Monthly Amount Charged to Residents	\$8,267.86 for those paying full cost of care
Percentage of Residents who are 70% Disabled	2%
State Funding in 2012	General Revenue – \$4,303,043
Total Operating Budget	\$8,537,175

Minnesota Veterans Home, Minneapolis, MN	
No. Nursing Home Beds (skilled or intermediate care)	291
No. Domiciliary Beds	111
Residents' Eligibility Requirements	Honorably discharged veterans who entered the service from Minnesota or who are residents of Minnesota at the time of application and who need medical care. Veterans must have served in active duty for 181 consecutive days or be disabled by reason of disability incurred while serving on active duty. Spouses and surviving spouses of veterans, age 55 or older, may also apply for admission.
Accept Medicare/Medicaid?	No
Daily or Monthly Amount Charged to Residents	Full cost of care is \$9,939.56 for non-veterans and \$7,025.04 for veterans. Residents pay only based on their ability to pay (sliding fee).
Percentage of Residents who are 70% Disabled	Approximately 9%
State Funding in 2012	State appropriation was \$22,186,527
Total Operating Budget	\$36,801,116

Nevada State Veterans Home, Boulder City, NV	
No. Nursing Home Beds (skilled or intermediate care)	180
No. Domiciliary Beds	N/A
Residents' Eligibility Requirements	To qualify for admission, applicants must possess a military discharge, other than dishonorable, or be the spouse or Gold Star parent of a veteran who meets this requirement. Additionally, the applicant must be a current resident of Nevada or provide verification of Nevada residency at the time of enlistment in the military
Accept Medicare/Medicaid?	Yes
Daily or Monthly Amount Charged to Residents	\$110/day
Percentage of Residents who are 70% Disabled	2%
State Funding in 2012	0% The facility is self funded.
Total Operating Budget	\$16 million

North Dakota Veterans Home, Lisbon, ND	
No. Nursing Home Beds (skilled or intermediate care)	38
No. Domiciliary Beds	112
Residents' Eligibility Requirements	Must be a veteran, spouse, or surviving spouse and be a bona fide resident preceding the applicant's application for admission. The residency requirement may be waived if the applicant served in a North Dakota regiment or was accredited to this state. Veterans must have been discharged under conditions other than dishonorable.
Accept Medicare/Medicaid?	Yes, the veterans home is a Medicare/Medicaid certified facility for skilled only. About 45% of the residents are on Medicaid.
Daily or Monthly Amount Charged to Residents	The ND Veterans Home is a basic care and skilled nursing facility. Basic care rates are based on an individual's monthly income less medical expenses. The facility deducts \$100 from this net amount and then calculates rent at 55% of the remaining number. There is a cap on rent of \$1,543. For skilled each individual has a daily rate that is determined by completing a Minimum Data Set (MDS) that is transmitted to the Department of Human Services, which then notifies the facility of the rate. Rates are based on assistance, with those requiring less assistance having a lower rate and those requiring more assistance having a higher rate.
Percentage of Residents who are 70% Disabled	On average, 21% (includes other ND homes)
State Funding in 2012	The facility received \$5,553,323 in state general fund dollars for the biennium June 2011 – July 2013.
Total Operating Budget	\$20,564,646 for the biennium June 2011 – July 2013

New Hampshire Veterans Home, Tilton, NH	
No. Nursing Home Beds (skilled or intermediate care)	250
No. Domiciliary Beds	N/A
Residents' Eligibility Requirements	Honorably discharged wartime veterans who are medically qualified to receive care. One year New Hampshire residency required preceding application or New Hampshire as home of record upon discharge. Financial certification required.
Accept Medicare/Medicaid?	No
Daily or Monthly Amount Charged to Residents	\$240 per day or \$7,200 a month if assets exceed \$30,000. Partial pay residents are assessed on 90% of their monthly income after the first \$100.
Percentage of Residents who are 70% Disabled	Less than 4% of 200 residents
State Funding in 2012	State general fund \$13.5 million of a \$27.5 million budget
Total Operating Budget	\$27.5 million total operating budget

New Jersey Memorial Home, Vineland, NJ	
No. Nursing Home Beds (skilled or intermediate care)	300
No. Domiciliary Beds	N/A
Residents' Eligibility Requirements	Honorable discharge from U.S. war or peacetime service, be a resident of the state two years immediately preceding application, require nursing care. Wives, widows and Gold Star mothers whose children were killed in battle also are eligible.
Accept Medicare/Medicaid?	Medicaid= No/Medicare=Yes
Daily or Monthly Amount Charged to Residents	Veterans receive a daily VA per diem reimbursement rate of \$95.82 to be applied against their daily cost of care at the home and thus, based on income and asset considerations, veteran residents who have the financial resources, pay roughly \$4,325 per month. Others pay less based upon a care and maintenance fee computation that considers income and assets. The actual monthly cost per resident is \$7,200, minus the \$95.82 daily per diem for veteran residents.
Percentage of Residents who are 70% Disabled	Roughly, 3.7%
State Funding in 2012	\$13,683,321
Total Operating Budget	\$29,648,000

Ohio Veterans Home—Georgetown, Georgetown, OH	
No. Nursing Home Beds (skilled or intermediate care)	168
No. Domiciliary Beds	N/A
Residents' Eligibility Requirements	Any honorably discharged veteran with wartime service who is a resident of the State of Ohio and who, because of age, injury, or disability, is unable to provide support for himself and his family is eligible for admission.
Accept Medicare/Medicaid?	The facility accepts Medicare, but not Medicaid.
Daily or Monthly Amount Charged to Residents	\$1,950 Standard Care; \$2,500 Special Care (Alzheimer's Unit)
Percentage of Residents who are 70% Disabled	4%-6%
State Funding in 2012	<p>The facility receives funds from several sources: Ohio General Revenue Fund (GRF); VA per diem; resident assessments; Medicare; and various other reimbursements.</p> <ul style="list-style-type: none"> • \$2,888,424 Resident Assessments • \$4,802,999 VA reimbursement • \$375,075 Medicare • \$236,649 Other reimbursements • \$4,899,945 Ohio General Revenue Fund <p>The State of Ohio contributes approximately 36% of the funding.</p>
Total Operating Budget	Approximately \$13.2 million.

Oklahoma Veterans Centers (includes 7 homes), Oklahoma City, OK	
No. Nursing Home Beds (skilled or intermediate care)	1,433
No. Domiciliary Beds	8
Residents' Eligibility Requirements	Oklahoma veteran who served in the active armed forces of the U.S. during wartime and discharged under conditions other than dishonorable; Oklahoma resident at least three years immediately preceding application; disabled by age or disease and by reason of such disability is incapable of earning a living.
Accept Medicare/Medicaid?	No
Daily or Monthly Amount Charged to Residents	\$3,000/per month
Percentage of Residents who are 70% Disabled	On average 21% for all 7 homes.
State Funding in 2012	General Revenue: \$34,698,752
Total Operating Budget	\$116,176,206 (FY 12), \$122,849,904 (FY 13)

Michael J. Fitzmaurice South Dakota Veterans Home, Hot Springs, SD	
No. Nursing Home Beds (skilled or intermediate care)	53
No. Domiciliary Beds	102
Residents' Eligibility Requirements	Honorable discharge from qualifying military service as defined by SD codified law. Resident of South Dakota for one year, immediately prior to date of application. Wives and widows may qualify.
Accept Medicare/Medicaid?	The facility is Medicaid only for its NCU/SCU units. It does not accept Medicare.
Daily or Monthly Amount Charged to Residents	<p>Independent Living (DOM) rent is based on income and assets. If the resident's assets are below \$50,000, resident pays 50% of his/her gross monthly income. If the resident's assets are above \$50,000, he/she pays current maximum rate:</p> <ul style="list-style-type: none"> • Veteran max rate for 2012 = \$80.14/day • Non-veteran max rate for 2012 = \$118.28/day • Nursing Care and Special Care (NCU/SCU) • Veteran pays current max rate for 2012 = \$112.93/day • Non-Veteran pays current max rate for 2012 = \$203.26/day <p>If the resident is unable to pay max rate, the facility applies for Medicaid for him/her.</p>
Percentage of Residents who are 70% Disabled	2 residents that live in DOM are 70% or higher service-connected disabled (SCD); 1 resident that lives in NCU/SCU is 100% SCD
State Funding in 2012	\$2,100,000 – state funded
Total Operating Budget	\$6,600,000 – total budget

Tennessee State Veterans Homes, Murfreesboro, TN		
No. Nursing Home Beds (skilled or intermediate care)	420	
No. Domiciliary Beds	N/A	
Residents' Eligibility Requirements	Any honorably discharged veteran who is a resident of Tennessee determined to be in need of nursing care. Spouses, widows, and Gold Star parents may be accepted on a space available basis.	
Accept Medicare/Medicaid?	Yes, TSVHB accepts both Medicaid & Medicare.	
Daily or Monthly Amount Charged to Residents	a. Intermediate Semi-Private \$187 per day b. Intermediate Private \$207 per day c. Skilled Semi-Private \$222 per day d. Skilled Private \$242 per day	
Percentage of Residents who are 70% Disabled	i. Murfreesboro 6.9% ii. Humboldt 5.7% iii. Knox County 10.9%	
State Funding in 2012	0%	
Total Operating Budget	\$36,755,545 (All three homes and home office)	

George E. Wahlen Ogden Veterans Home, Ogden, UT	
No. Nursing Home Beds (skilled or intermediate care)	30
No. Domiciliary Beds	N/A
Residents' Eligibility Requirements	Veterans and their spouses or surviving spouses who are residents of Utah and in need of nursing home care may be admitted to the nursing home. Veteran is defined as an individual who has served on active duty in the armed forces for more than 180 consecutive days, or was a member of a reserve component who served in a campaign or expedition for which a campaign medal has been authorized and who has been separated or retired under honorable conditions; or any person incurring an actual service-related injury or disability whether or not that person completed 180 days of active duty.
Accept Medicare/Medicaid?	The facility is 100% Medicare qualified. It is limited to 12 Medicaid beds (10% of occupancy) by the State of Utah Health Department. This limit is driven by the state having an overabundance of Medicaid beds to the point that a moratorium has been placed on new beds being granted.
Daily or Monthly Amount Charged to Residents	\$70.14/day for a room with a shared bathroom. \$86.48/day for a room with a private bathroom. All rooms house only one veteran.
Percentage of Residents who are 70% Disabled	The facility averages just under 10%.
State Funding in 2012	The state of Utah contracts the operation of the veterans homes to a contractor. This contractor is responsible for collecting all funds and making all distributions. The state's only funding is the operation of the State Officer's office. Last year this was \$150,000 from general funds. There are indirect costs such as depreciation and executive overhead, but those are paid from the general fund.
Total Operating Budget	\$8,432,975 (CY 11)

Sitter and Barefoot Veterans Care Center, Richmond, VA	
No. Nursing Home Beds (skilled or intermediate care)	160 (includes dementia care)
No. Domiciliary Beds	N/A
Residents' Eligibility Requirements	The applicant must be a former active duty member of the United States armed forces whose last term of service concluded with an honorable discharge. The applicant must be a resident of the Commonwealth of Virginia. The applicant must meet the state licensure criteria for nursing home placement.
Accept Medicare/Medicaid?	Yes. Census consists of approx 11% Medicare and 53.5% Medicaid.
Daily or Monthly Amount Charged to Residents	The facility's private pay rate is \$240/day. The veterans home is a new facility with all private rooms, and this rate is comparable to the facility's competitors. The home applies \$90/day of the VA per diem (if the resident qualified for it) to the charge. So the net cost to a resident is \$160/day.
Percentage of Residents who are 70% Disabled	Currently 3% (6 residents).
State Funding in 2012	The veterans home does not receive any General Funds from the state. The facility's revenue is generated from the following sources: Medicare 10%, Medicaid 31%, Pharmacy 4%, Private pay 25%, Federal subsidy 28%.
Total Operating Budget	\$17,406,082

Virginia Veterans Care Center, Roanoke, VA	
No. Nursing Home Beds (skilled or intermediate care)	180
No. Domiciliary Beds	60
Residents' Eligibility Requirements	The applicant must be a former active duty member of the United States armed forces whose last term of service concluded with an honorable discharge. The applicant must also have been a resident of the Commonwealth of Virginia at the time of entry into the United States armed forces or immediately before application. The applicant must meet the state licensure criteria for nursing home or meet the criteria for Residential/Assisted Living Care.
Accept Medicare/Medicaid?	Yes
Daily or Monthly Amount Charged to Residents	\$6,414 (The facility applies the VA per diem to "Private Pay" patients who qualify. Therefore, their monthly rate would be \$3,540).
Percentage of Residents who are 70% Disabled	14%
State Funding in 2012	Virginia's state veterans homes are self funding. They do not receive any General Funds from the Legislature.
Total Operating Budget	Approximately \$19 million

Vermont Veteran's Home, Bennington, VT	
No. Nursing Home Beds (skilled or intermediate care)	177
No. Domiciliary Beds	8
Residents' Eligibility Requirements	Any eligible veteran who served at least 90 days of active duty and was honorably discharged. Veterans residing in Vermont have first priority. Spouses of eligible veterans, widows/widowers of eligible veterans, and Gold Star parents are also eligible.
Accept Medicare/Medicaid?	The facility accepts Medicaid & Medicare.
Daily or Monthly Amount Charged to Residents	\$8,250 per month
Percentage of Residents who are 70% Disabled	Currently the facility has 13.9% of residents falling into this category.
State Funding in 2012	Besides the Medicaid reimbursement, there is an additional global commitment funding of \$1,410,956.
Total Operating Budget	The facility's expense budget for FY 13 is \$20,726,006, which included bad debt and depreciation which is excluded from the state budget.

Washington Veterans Home, Retsil, WA	
No. Nursing Home Beds (skilled or intermediate care)	292
No. Domiciliary Beds	N/A
Residents' Eligibility Requirements	<p>To be eligible for admission to the home, applicants must meet the following criteria:</p> <ul style="list-style-type: none"> • Served at any time, in any branch, of the US Armed Forces, including National Guard • Discharged under honorable conditions • Washington State resident • Spouse or widow of eligible veteran
Accept Medicare/Medicaid?	Yes
Daily or Monthly Amount Charged to Residents	The daily rate is \$231.00 for residents paying private pay. Other residents pay their income less \$160.00 Personal Needs Allowance, and the home receives either Medicaid reimbursement, long-term care insurance, or other revenue sources.
Percentage of Residents who are 70% Disabled	9%
State Funding in 2012	The facility does not get any state funds. It is dependent on federal and local funds. Federal is roughly 63% of its revenue base, and local is 37%.
Total Operating Budget	The two-year budget is \$41,700,393.

Spokane Veterans Home, Spokane, WA	
No. Nursing Home Beds (skilled or intermediate care)	100
No. Domiciliary Beds	N/A
Residents' Eligibility Requirements	<p>To be eligible for admission to the home, applicants must meet the following criteria:</p> <ul style="list-style-type: none"> • Served at any time, in any branch, of the US Armed Forces, including National Guard • Discharged under honorable conditions • Washington State resident • Spouse or widow of eligible veteran
Accept Medicare/Medicaid?	Yes
Daily or Monthly Amount Charged to Residents	\$231.00/day private pay; \$173.52/day Medicaid
Percentage of Residents who are 70% Disabled	Between 12%-15%
State Funding in 2012	Roughly \$2 million for the whole agency
Total Operating Budget	\$44 Million for July 2011 to June 2012

APPENDIX A**U.S. Department of Veterans Affairs FY 2012 Per Diem Rates For Veterans With
70% Service-Connected Disability**

CITY	STATE	COUNTY	Urban/ Rural	RUG IV Average	Physician Expense	109-461 PER DIEM
ALEXANDER CITY	AL	TALLAPOOSA	Rural	\$305.54	\$3.78	\$309.32
BAY MINETTE	AL	BALDWIN	Rural	\$305.54	\$3.78	\$309.32
HUNTSVILLE	AL	MADISON	Urban	\$352.25	\$3.78	\$356.03
LITTLE ROCK	AR	PULASKI	Urban	\$340.86	\$3.70	\$344.56
FAYETTEVILLE	AR	WASHINGTON	Urban	\$359.19	\$3.70	\$362.89
PHOENIX	AZ	MARICOPA	Urban	\$393.05	\$3.80	\$396.85
YOUNTVILLE	CA	NAPA	Urban	\$495.58	\$3.98	\$499.56
CHULA VISTA	CA	SAN DIEGO	Urban	\$429.02	\$3.87	\$432.89
BARSTOW	CA	SAN BERNARDINO	Urban	\$416.36	\$3.87	\$420.23
WALSENBURG	CO	HUERFANO	Rural	\$379.63	\$3.79	\$383.42
AURORA	CO	ADAMS	Urban	\$395.16	\$3.79	\$398.95
RIFLE	CO	GARFIELD	Rural	\$379.63	\$3.79	\$383.42
HOMELAKE (Monte Vista)	CO	RIO GRANDE	Rural	\$379.63	\$3.79	\$383.42
FLORENCE	CO	FREMONT	Rural	\$379.63	\$3.79	\$383.42
ROCKY HILL	CT	HARTFORD	Urban	\$396.53	\$3.99	\$400.52
MILFORD	DE	SUSSEX	Rural	\$376.58	\$3.89	\$380.47
PEMBROKE PINES	FL	BROWARD	Urban	\$382.50	\$3.80	\$386.30
LAND O LAKES	FL	PASCO	Urban	\$354.22	\$3.74	\$357.96
SAINT AUGUSTINE	FL	ST. JOHNS	Urban	\$349.28	\$3.74	\$353.02
PORT CHARLOTTE	FL	CHARLOTTE	Urban	\$347.18	\$3.74	\$350.92
DAYTONA BEACH	FL	VOLUSIA	Urban	\$348.84	\$3.74	\$352.58
SPRINGFIELD (Panama City)	FL	BAY	Urban	\$336.44	\$3.74	\$340.18
MILLEDGEVILLE	GA	BALDWIN	Rural	\$312.96	\$3.76	\$316.72
AUGUSTA	GA	RICHMOND	Urban	\$366.10	\$3.76	\$369.86
HILO	HI	HAWAII	Rural	\$407.40	\$3.84	\$411.24
MARSHALLTOWN	IA	MARSHALL	Rural	\$340.65	\$3.71	\$344.36
BOISE	ID	ADA	Urban	\$359.60	\$3.72	\$363.32
LEWISTON	ID	NEZ PERCE	Urban	\$354.09	\$3.72	\$357.81
POCATELLO	ID	BANNOCK	Urban	\$363.42	\$3.72	\$367.14
LA SALLE	IL	LA SALLE	Rural	\$335.68	\$3.75	\$339.43
MANTENO	IL	KANKAKEE	Urban	\$373.32	\$3.75	\$377.07
ANNA	IL	UNION	Rural	\$335.68	\$3.73	\$339.41
QUINCY	IL	ADAMS	Rural	\$335.68	\$3.75	\$339.43
WEST LAFAYETTE	IN	TIPPECANOE	Urban	\$365.53	\$3.79	\$369.32

CITY	STATE	COUNTY	Urban/ Rural	RUG IV Average	Physician Expense	109-461 PER DIEM
WINFIELD	KS	COWLEY	Rural	\$325.73	\$3.73	\$329.46
FORT DODGE	KS	GRAY	Rural	\$325.73	\$3.73	\$329.46
WILMORE	KY	JESSAMINE	Urban	\$348.01	\$3.73	\$351.74
HANSON	KY	HOPKINS	Rural	\$320.14	\$3.73	\$323.87
HAZARD	KY	PERRY	Rural	\$320.14	\$3.73	\$323.87
JENNINGS	LA	ACADIA	Rural	\$318.70	\$3.73	\$322.43
JACKSON	LA	EAST FELICIANA	Urban	\$339.95	\$3.73	\$343.68
MONROE	LA	OUACHITA	Urban	\$324.15	\$3.73	\$327.88
RESERVE	LA	ST. JOHN THE BAPTIST PARISH	Urban	\$353.03	\$3.73	\$356.76
BOSSIER CITY	LA	BOSSIER PARISH	Urban	\$339.48	\$3.73	\$343.21
CHELSEA	MA	SUFFOLK	Urban	\$437.68	\$3.96	\$441.64
HOLYOKE	MA	HAMPDEN	Urban	\$384.76	\$3.70	\$388.46
CHARLOTTE HALL	MD	ST. MARY'S	Rural	\$358.05	\$3.82	\$361.87
BANGOR	ME	PENOBSCOT	Urban	\$377.79	\$3.77	\$381.56
CARIBOU	ME	AROOSTOOK	Rural	\$339.69	\$3.70	\$343.39
SOUTH PARIS	ME	OXFORD	Rural	\$339.69	\$3.77	\$343.46
SCARBOROUGH	ME	CUMBERLAND	Urban	\$369.53	\$3.77	\$373.30
AUGUSTA	ME	KENNEBEC	Rural	\$339.69	\$3.77	\$343.46
GRAND RAPIDS	MI	KENT	Urban	\$356.12	\$3.84	\$359.96
MARQUETTE	MI	MARQUETTE	Rural	\$332.29	\$3.84	\$336.13
LUVERNE	MN	ROCK	Rural	\$353.29	\$3.81	\$357.10
SILVER BAY	MN	LAKE	Rural	\$353.29	\$3.81	\$357.10
FERGUS FALLS	MN	OTTER TAIL	Rural	\$353.29	\$3.85	\$357.14
MINNEAPOLIS	MN	HENNEPIN	Urban	\$407.06	\$3.85	\$410.91
CAPE GIRARDEAU	MO	CAPE GIRARDEAU	Rural	\$343.83	\$3.65	\$347.48
SAINT JAMES	MO	PHELPS	Rural	\$316.21	\$3.65	\$319.86
SAINT LOUIS	MO	ST. LOUIS	Urban	\$356.64	\$3.82	\$360.46
MOUNT VERNON	MO	LAWRENCE	Rural	\$316.21	\$3.65	\$319.86
CAMERON	MO	CLINTON	Urban	\$368.91	\$3.65	\$372.56
WARRENSBURG	MO	JOHNSON	Rural	\$316.21	\$3.65	\$319.86
MEXICO	MO	AUDRAIN	Rural	\$316.21	\$3.65	\$319.86
OXFORD	MS	LAFAYETTE	Rural	\$312.75	\$3.69	\$316.44
COLLINS	MS	COVINGTON	Rural	\$312.75	\$3.69	\$316.44
JACKSON	MS	HINDS	Urban	\$330.83	\$3.69	\$334.52
KOSCIUSKO	MS	ATTALA	Rural	\$312.75	\$3.69	\$316.44
COLUMBIA FALLS	MT	FLATHEAD	Rural	\$340.57	\$3.65	\$344.22
GLENDIVE	MT	DAWSON	Rural	\$340.57	\$3.65	\$344.22

CITY	STATE	COUNTY	Urban/ Rural	RUG IV Average	Physician Expense	109-461 PER DIEM
FAYETTEVILLE	NC	CUMBERLAND	Urban	\$357.89	\$3.74	\$361.63
SALISBURY	NC	ROWAN	Rural	\$332.11	\$3.74	\$335.85
LISBON	ND	RANSOM	Rural	\$306.44	\$3.64	\$310.08
BELLEVUE (Omaha)	NE	DOUGLAS	Urban	\$374.81	\$3.69	\$378.50
GRAND ISLAND	NE	HALL	Rural	\$347.21	\$3.69	\$350.90
SCOTTSBLUFF	NE	SCOTTS BLUFF	Rural	\$347.21	\$3.69	\$350.90
NORFOLK	NE	MADISON	Rural	\$347.21	\$3.69	\$350.90
TILTON	NH	BELKNAP	Rural	\$387.78	\$3.78	\$391.56
PARAMUS	NJ	BERGEN	Urban	\$457.66	\$4.06	\$461.72
VINELAND	NJ	CUMBERLAND	Urban	\$384.11	\$4.01	\$388.12
MENLO PARK (Edison)	NJ	MIDDLESEX	Urban	\$400.90	\$4.06	\$404.96
TRUTH OR CONSEQUENCES	NM	SIERRA	Rural	\$347.37	\$3.74	\$351.11
FORT BAYARD	NM	GRANT	Rural	\$347.37	\$3.74	\$351.11
BOULDER CITY	NV	CLARK	Urban	\$431.62	\$3.85	\$435.47
BATAVIA	NY	GENESEE	Rural	\$328.60	\$3.83	\$332.43
OXFORD	NY	CHENANGO	Rural	\$328.60	\$3.83	\$332.43
JAMAICA	NY	QUEENS	Urban	\$457.66	\$3.97	\$461.63
MONTROSE	NY	WESTCHESTER	Urban	\$457.66	\$3.83	\$461.49
STONY BROOK	NY	SUFFOLK	Urban	\$441.13	\$4.04	\$445.17
SANDUSKY	OH	ERIE	Urban	\$330.70	\$3.82	\$334.52
GEORGETOWN	OH	BROWN	Urban	\$363.53	\$3.82	\$367.35
CLAREMORE	OK	ROGERS	Urban	\$335.77	\$3.71	\$339.48
ARDMORE	OK	CARTER	Rural	\$320.74	\$3.71	\$324.45
NORMAN	OK	CLEVELAND	Urban	\$350.63	\$3.71	\$354.34
LAWTON	OK	COMANCHE	Urban	\$340.52	\$3.71	\$344.23
CLINTON	OK	CUSTER	Rural	\$320.74	\$3.71	\$324.45
TALIHINA	OK	LE FLORE	Urban	\$320.74	\$3.71	\$324.45
SULPHUR	OK	MURRAY	Rural	\$320.74	\$3.71	\$324.45
THE DALLES	OR	WASCO	Rural	\$385.09	\$3.72	\$388.81
ERIE	PA	ERIE	Urban	\$330.18	\$3.82	\$334.00
PITTSBURGH	PA	ALLEGHENY	Urban	\$343.75	\$3.82	\$347.57
SCRANTON	PA	LACKAWANNA	Urban	\$334.88	\$3.82	\$338.70
SPRING CITY	PA	CHESTER	Urban	\$398.09	\$3.82	\$401.91
PHILADELPHIA	PA	PHILADELPHIA	Urban	\$398.09	\$3.91	\$402.00
HOLLIDAYSBURG	PA	BLAIR	Urban	\$350.19	\$3.82	\$354.01
JUANA DIAZ	PR	JUANA DÍAZ	Urban	\$227.21	\$3.48	\$230.69
BRISTOL	RI	BRISTOL	Urban	\$394.95	\$3.90	\$398.85
ANDERSON	SC	ANDERSON	Urban	\$339.98	\$3.75	\$343.73
COLUMBIA	SC	RICHLAND	Urban	\$346.06	\$3.75	\$349.81
WALTERBORO	SC	COLLETON	Rural	\$331.83	\$3.75	\$335.58

CITY	STATE	COUNTY	Urban/ Rural	RUG IV Average	Physician Expense	109-461 PER DIEM
HOT SPRINGS	SD	FALL RIVER	Rural	\$332.42	\$3.62	\$336.04
MURFREESBORO	TN	RUTHERFORD	Urban	\$361.19	\$3.76	\$364.95
HUMBOLDT	TN	GIBSON	Rural	\$317.79	\$3.76	\$321.55
KNOXVILLE	TN	KNOX	Urban	\$322.15	\$3.76	\$325.91
EL PASO	TX	EL PASO	Urban	\$339.74	\$3.72	\$343.46
TEMPLE	TX	BELL	Urban	\$365.37	\$3.81	\$369.18
BONHAM	TX	FANNIN	Rural	\$322.96	\$3.88	\$326.84
FLORESVILLE	TX	WILSON	Urban	\$352.51	\$3.72	\$356.23
MCALLEN	TX	HIDALGO	Urban	\$349.18	\$3.72	\$352.90
BIG SPRING	TX	HOWARD	Rural	\$322.96	\$3.72	\$326.68
AMARILLO	TX	POTTER/RANDALL	Urban	\$344.92	\$3.72	\$348.64
TYLER	TX	SMITH	Urban	\$335.07	\$3.72	\$338.79
OGDEN	UT	WEBER	Urban	\$358.07	\$3.76	\$361.83
SALT LAKE CITY	UT	SALT LAKE	Urban	\$363.14	\$3.76	\$366.90
ROANOKE	VA	ROANOKE	Urban	\$356.66	\$3.78	\$360.44
RICHMOND	VA	RICHMOND	Urban	\$372.91	\$3.78	\$376.69
BENNINGTON	VT	BENNINGTON	Rural	\$368.85	\$3.72	\$372.57
SPOKANE	WA	SPOKANE	Urban	\$391.44	\$3.80	\$395.24
ORTING	WA	PIERCE	Urban	\$414.31	\$3.80	\$418.11
RETSIL	WA	KITSAP	Urban	\$411.82	\$3.80	\$415.62
UNION GROVE	WI	RACINE	Urban	\$342.73	\$3.80	\$346.53
KING	WI	WAUPACA	Rural	\$349.93	\$3.80	\$353.73
CLARKSBURG	WV	HARRISON	Rural	\$308.41	\$3.74	\$312.15