

**Caseload Report for County Legal Operations: Child Welfare Cases
Office of Chief Counsel**

Preliminary Report from August 1, 2016 to October 31, 2016

Prepared by Jerald A. Sharum, Deputy Counsel

Introduction

The Office of Chief Counsel's County Legal Operations section (CLO) represents the Arkansas Department of Human Services ("the Department") in child welfare and adult protective services cases across the state. CLO also represents the Department in administrative hearings involving the placement of individuals on the Arkansas Child Maltreatment Central Registry and the Arkansas Adult Maltreatment Central Registry where the individual challenges the Department's true finding of maltreatment and is represented by an attorney, as well as appeals of administrative hearings to circuit court and other appellate courts.

CLO employs 51 attorneys and 28 legal support specialists. The attorneys consist of the Deputy Counsel who supervises the CLO section, 4 attorney supervisors, 2 appellate attorneys, and 44 field attorneys. Of the 44 field attorneys, 1 serves as Assistant Deputy Counsel, which is a position responsible for attorney training and processing subpoenas and requests for information. The remaining 43 field attorneys are housed with their legal support specialists in 19 county offices around the state. Of the 43 field attorneys, approximately 36 represent the Department in child welfare cases.

Currently, 13 attorneys are housed in Pulaski County; 6 in Sebastian County; 4 in Craighead and Independence counties; 3 in Benton and Miller counties, 2 in Faulkner, Garland, Pope, St. Francis, and Washington counties, and 1 in Boone, Clark, Conway, Crawford, Drew, Grant, Union, and White counties.

Number of Child Welfare Cases

As part of CLO’s representation in child welfare cases, CLO attorneys represent the Department in dependency-neglect cases held before circuit courts across the state. CLO attorneys also provide legal services related to family-in-need-of-services cases where a circuit court orders a juvenile into the custody of the Department or otherwise orders the Department to provide services. The numbers presented in this section include dependency-neglect and family-in-need-of-services cases.

For the calendar year 2016 (to date), the number of child welfare cases increased from 3,435 at the end of January to 3,709 at the end of October. This represents a net gain of 274 cases during 2016, or 9.52%.

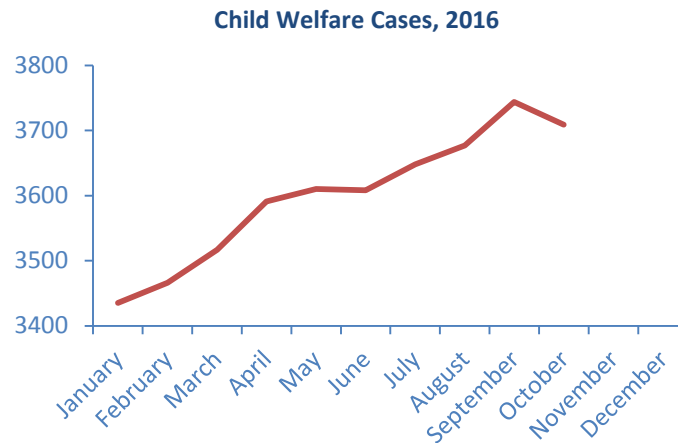


Figure 1.

Since 2012, the number of child welfare cases has increased from 3,195 at the end of March 2012¹ to 3,709 at the end of October 2016, which represents a net gain of 514 cases, or 16.09%. The data distribution corresponding to this period presents three modal shifts. The first mode occurred in May 2012, when the number of child welfare cases rose to 3,278 child welfare cases. The second mode occurred in December 2014, at the end of which the number of child welfare cases fell to 2,871 cases. The third mode occurred in September 2016, at the end of which the number of child welfare cases rose to 3,744 cases.

¹ Case number data prior to March 2012 have not yet been incorporated into this analysis at this time. However, data entry is ongoing and future reports will reflect additional data. Data sources include Reports to the Chief Counsel from March 2012 to December 2013, OCC Monthly Reports from January 2014 to July 2016, and CLO Monthly Reports from August 2016 to present.

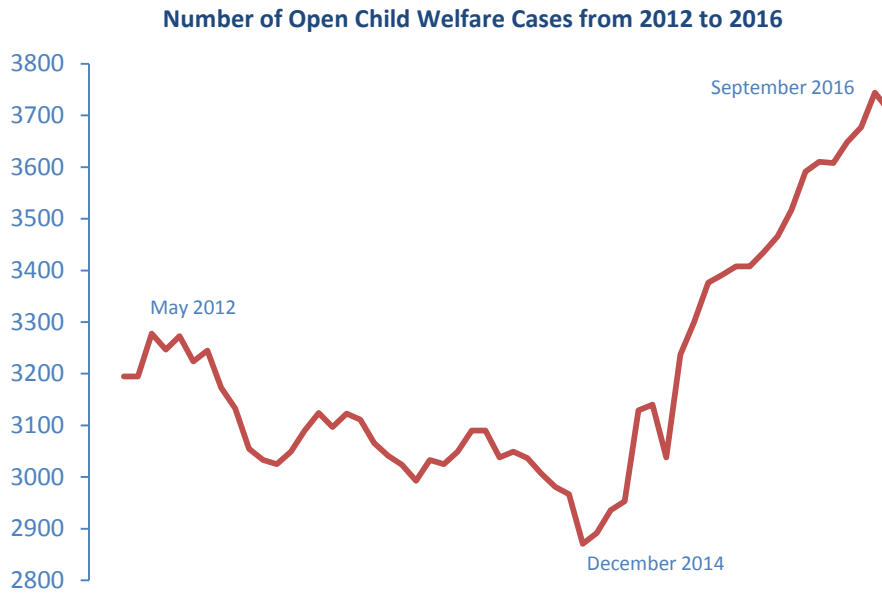


Figure 2

During the same period, the number of cases opened per month averaged 181.70 and the number of cases closed per month averaged 170.25. The number of cases opened peaked in April 2015, just after the number of cases closed fell to February 2015.

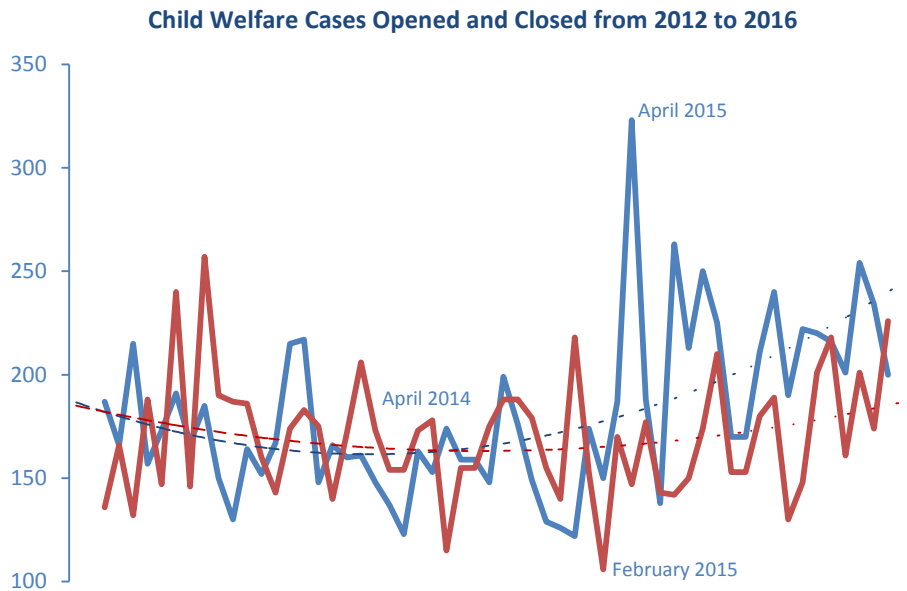


Figure 3

Child Welfare Cases: October 2016, by County

County	Judicial District	End-of-Month Caseloads			Hearing Details		Outcomes					
		Cases	New	Closed	Days	#	Adjudication		Termination		Adopt.	Guard. / Cust.
							Won	Lost	Won	Lost		
Arkansas	11E	15	0	0	0	0	0	0	0	0	0	0
Ashley	10	12	2	1	1	2	0	0	0	0	0	0
Baxter	14	46	2	1	2	26	2	0	1	0	0	1
Benton	19W	113	15	8	3	19	14	0	1	0	4	1
Boone	14	68	2	4	5	25	0	0	0	1	0	0
Bradley	10	15	1	1	2	8	1	0	0	0	0	1
Calhoun	13	4	0	1	1	4	2	0	0	0	0	0
Carroll	19E	39	3	14	5	31	2	0	1	0	4	1
Chicot	10	13	0	0	1	7	2	0	0	0	0	0
Clark	9E	21	2	0	1	8	3	0	0	0	0	0
Clay	2	21	3	0	2	3	0	0	0	0	0	0
Cleburne	16	41	2	6	3	26	1	0	0	0	0	0
Cleveland	13	12	1	3	1	9	1	0	0	0	0	0
Columbia	13	21	1	0	1	9	3	0	0	0	0	0
Conway	15	34	3	0	3	20	3	0	3	0	0	0
Craighead	2	114	11	4	4	31	1	0	3	0	0	0
Crawford	21	104	7	3	3	36	11	0	1	0	1	0
Crittenden	2	72	8	5	3	26	4	0	0	0	0	0
Cross	1	33	1	4	1	16	2	0	0	0	0	0
Dallas	13	8	0	2	8	8	0	0	0	0	0	0
Desha	10	13	0	0	2	12	2	0	0	0	0	0
Drew	10	24	0	4	3	13	2	1	0	0	1	0
Faulkner	20	108	10	6	4	40	8	0	2	0	0	0
Franklin	5	60	3	4	4	12	0	0	0	0	0	0
Fulton	16	46	5	3	3	13	0	0	0	0	0	0
Garland	18E	99	7	10	10	31	4	0	1	0	0	10
Grant	7	22	3	1	6	6	1	0	0	0	0	0
Green	2	127	4	11	6	72	4	0	0	0	2	0
Hempstead	8N	16	0	3	1	14	1	0	0	0	0	1
Hot Spring	7	59	4	3	4	26	3	0	2	0	1	0
Howard	9W	7	1	0	2	5	0	0	0	0	0	0
Independence	16	72	4	2	5	26	1	0	0	0	0	0
Izard	16	24	3	1	1	15	6	0	0	0	0	0
Jackson	3	35	4	1	1	18	2	0	2	0	1	0
Jefferson	11W	100	3	2	4	26	3	0	1	0	1	0
Johnson	5	27	0	2	2	19	5	0	0	0	1	0
Lafayette	8S	10	1	2	2	5	0	0	0	0	0	0
Lawrence	3	34	1	2	2	15	4	0	1	0	0	0
Lee	1	6	0	1	1	2	0	0	0	0	0	0

Lincoln	11W	7	1	0	1	1	0	0	0	0	0	0
Little River	9W	16	0	1	2	5	2	0	0	0	0	0
Logan	15	39	2	5	4	19	6	0	0	0	0	0
Lonoke	23	87	2	0	4	20	2	0	1	0	1	2
Madison	4	32	4	1	1	10	3	0	0	0	1	0
Marion	14	13	0	0	1	2	0	0	0	0	0	0
Miller	8S	86	3	4	5	36	5	0	2	0	0	0
Mississippi	2	42	4	5	1	14	1	0	0	0	1	2
Monroe	1	9	2	0	1	1	0	0	0	0	0	0
Montgomery	18W	3	0	0	1	1	1	0	0	0	0	0
Nevada	8N	7	0	0	1	1	0	0	0	0	0	0
Newton	14	6	0	0	1	1	0	0	0	0	0	0
Ouachita	13	18	2	3	3	14	1	0	0	0	0	0
Perry	6	7	0	1	0	0	0	0	0	0	0	0
Phillips	1	29	0	3	2	8	2	0	0	0	0	0
Pike	9W	7	1	0	1	2	1	0	0	0	0	0
Poinsett	2	63	7	4	5	33	5	0	2	0	0	0
Polk	18W	23	1	0	1	9	1	0	0	0	0	0
Pope	5	54	2	6	5	25	2	0	0	0	2	0
Prairie	17	4	0	0	0	0	0	0	0	0	0	0
Pulaski	6	383	7	23	36	123	15	0	7	1	8	7
Randolph	3	25	3	2	2	14	3	0	0	0	0	0
Saline	22	42	1	4	5	22	3	0	0	0	1	0
Scott	15	27	1	2	2	11	0	0	1	0	1	0
Searcy	20	11	1	0	0	0	0	0	0	0	0	0
Sebastian	12	426	15	16	22	103	22	0	17	0	6	2
Sevier	9W	17	1	2	3	3	0	0	0	0	0	0
Sharp	3	35	2	2	3	14	2	0	1	0	0	1
St. Francis	1	30	0	2	2	8	0	0	0	0	0	0
Stone	16	20	1	2	2	10	0	0	1	0	0	2
Union	13	45	0	6	2	29	4	0	1	0	3	0
Van Buren	20	29	1	0	2	9	0	0	0	0	0	0
Washington	4	228	12	11	16	54	10	0	1	0	1	7
White	17	94	6	6	8	55	13	0	1	0	0	0
Woodruff	1	10	1	0	1	9	0	0	0	0	0	0
Yell	15	40	0	0	3	12	3	0	1	0	0	0
Totals		3,709	200	226	262	1,362	205	1	55	2	41	38

Child Welfare Cases: September 2016, by County

County	Judicial District	End-of-Month Caseloads			Hearing Details		Outcomes					
		Cases	New	Closed	Days	#	Adjudication		Termination		Adopt.	Guard. / Cust.
							Won	Lost	Won	Lost		
Arkansas	11E	15	0	2	1	9						
Ashley	10	11	1	4	1	14						
Baxter	14	45	3	3	3	27						
Benton	19W	123	14	8	9	61						
Boone	14	70	6	4	2	19						
Bradley	10	15	0	0	0	0						
Calhoun	13	5	0	1	2	4						
Carroll	19E	50	2	1	5	18						
Chicot	10	13	2	3	1	14						
Clark	9E	19	2	2	2	9						
Clay	2	18	0	1	1	8						
Cleburne	16	48	4	3	4	23						
Cleveland	13	14	0	0	1	1						
Columbia	13	20	1	1	2	17						
Conway	15	63	4	4	4	23						
Craighead	2	107	6	6	5	35						
Crawford	21	100	4	3	5	48						
Crittenden	2	69	4	0	3	22						
Cross	1	36	1	2	1	17						
Dallas	13	10	0	1	1	3						
Desha	10	13	3	0	0	0						
Drew	10	28	4	2	2	17						
Faulkner	20	104	14	9	6	50						
Franklin	5	29	1	1	2	10						
Fulton	16	45	2	1	3	9						
Garland	18E	102	16	7	2	11						
Grant	7	21	2	1	5	14						
Green	2	134	10	5	7	97						
Hempstead	8N	19	1	0	2	2						
Hot Spring	7	58	2	0	2	21						
Howard	9W	6	0	1	1	1						
Independence	16	76	5	8	4	30						
Izard	16	23	2	0	2	17						
Jackson	3	32	1	0	1	13						
Jefferson	11W	99	10	6	9	46						
Johnson	5	29	6	1	5	15						
Lafayette	8S	11	0	1	2	6						
Lawrence	3	35	2	3	2	19						
Lee	1	7	0	0	1	6						

Lincoln	11W	6	0	2	2	5						
Little River	9W	17	4	0	4	8						
Logan	15	42	5	4	4	19						
Lonoke	23	84	2	2	7	23						
Madison	4	29	4	1	2	12						
Marion	14	13	0	1	2	6						
Miller	8S	87	5	2	3	22						
Mississippi	2	29	0	1	2	19						
Monroe	1	7	0	2	1	5						
Montgomery	18W	3	0	1	1	2						
Nevada	8N	7	0	0	1	4						
Newton	14	6	0	0	0	0						
Ouachita	13	19	1	1	3	8						
Perry	6	7	0	1	1	3						
Phillips	1	34	0	1	2	13						
Pike	9W	6	0	2	1	5						
Poinsett	2	60	3	3	2	20						
Polk	18W	22	1	0	2	7						
Pope	5	58	3	4	3	23						
Prairie	17	4	1	0	2	2						
Pulaski	6	396	11	13	38	123						
Randolph	3	24	3	2	2	9						
Saline	22	45	4	2	3	9						
Scott	15	28	2	1	2	11						
Searcy	20	10	1	0	1	5						
Sebastian	12	427	17	12	28	141						
Sevier	9W	18	1	0	2	5						
Sharp	3	31	1	1	3	19						
St. Francis	1	33	1	4	3	19						
Stone	16	21	1	3	2	8						
Union	13	51	3	3	5	21						
Van Buren	20	28	0	0	2	8						
Washington	4	226	16	5	23	91						
White	17	94	5	4	6	42						
Woodruff	1	9	0	0	0	0						
Yell	15	41	4	1	3	16						
Totals		3,744	234	174	279	1,489						

Child Welfare Cases: August 2016, by County

County	Judicial District	End-of-Month Caseloads			Hearing Details		Outcomes					
		Cases	New	Closed	Days	#	Adjudication		Termination		Adopt.	Guard. / Cust.
							Won	Lost	Won	Lost		
Arkansas	11E	17	0	1	1	6						
Ashley	10	14	0	0	0	0						
Baxter	14	44	3	5	3	28						
Benton	19W	117	4	7	8	65						
Boone	14	68	0	1	5	27						
Bradley	10	13	1	3	1	9						
Calhoun	13	7	1	0	1	2						
Carroll	19E	40	1	10	5	18						
Chicot	10	14	1	2	1	1						
Clark	9E	19	1	1	1	9						
Clay	2	19	1	2	2	16						
Cleburne	16	47	6	1	4	34						
Cleveland	13	14	2	0	2	7						
Columbia	13	20	3	5	2	23						
Conway	15	63	4	3	3	9						
Craighead	2	107	8	15	6	30						
Crawford	21	99	8	2	5	36						
Crittenden	2	65	6	2	2	35						
Cross	1	37	6	0	0	0						
Dallas	13	11	0	0	1	4						
Desha	10	12	2	1	1	12						
Drew	10	26	5	1	1	15						
Faulkner	20	102	6	7	9	41						
Franklin	5	29	4	2	2	7						
Fulton	16	43	5	2	5	23						
Garland	18E	93	10	5	7	43						
Grant	7	20	0	0	1	4						
Green	2	129	17	2	7	72						
Hempstead	8N	18	1	0	1	1						
Hot Spring	7	56	2	3	5	31						
Howard	9W	7	0	0	2	3						
Independence	16	67	6	9	4	36						
Izard	16	20	4	2	3	15						
Jackson	3	31	3	2	3	21						
Jefferson	11W	93	3	4	6	30						
Johnson	5	24	2	0	3	9						
Lafayette	8S	12	0	0	2	3						
Lawrence	3	36	6	3	2	19						
Lee	1	7	0	0	1	6						

Lincoln	11W	8	2	1	0	0						
Little River	9W	13	4	1	4	8						
Logan	15	41	6	0	3	31						
Lonoke	23	83	1	4	6	42						
Madison	4	26	4	1	4	10						
Marion	14	14	0	1	3	14						
Miller	8S	84	5	2	7	56						
Mississippi	2	43	3	1	1	5						
Monroe	1	9	0	1	1	5						
Montgomery	18W	4	0	0	1	2						
Nevada	8N	6	0	0	1	3						
Newton	14	6	0	0	2	2						
Ouachita	13	20	2	0	2	5						
Perry	6	8	0	1	1	1						
Phillips	1	35	4	3	2	17						
Pike	9W	8	1	0	2	2						
Poinsett	2	60	6	4	3	26						
Polk	18W	21	1	0	1	1						
Pope	5	59	3	5	5	32						
Prairie	17	3	0	0	1	2						
Pulaski	6	398	21	16	48	134						
Randolph	3	23	1	2	1	12						
Saline	22	43	2	3	4	21						
Scott	15	27	0	0	4	27						
Searcy	20	9	0	0	1	2						
Sebastian	12	422	20	18	22	157						
Sevier	9W	17	3	3	2	11						
Sharp	3	31	2	2	2	25						
St. Francis	1	36	1	3	3	12						
Stone	16	23	1	0	3	15						
Union	13	51	4	7	3	29						
Van Buren	20	28	0	1	2	10						
Washington	4	216	14	14	19	69						
White	17	93	9	2	8	39						
Woodruff	1	9	0	2	1	3						
Yell	15	38	2	0	5	27						
Totals		3,675	254	201	296	1,607						