



Arkansans For The Arts is the only statewide advocacy organization dedicated to advancing the arts and creative economy. The creative economy is vital to tourism, revitalizes communities, and is the primary pipeline for talent and our future workforce.

ArkansansForTheArts.org



ARKANSAS CREATIVE ECONOMY



ARKANSANS
FOR THE ARTS

2020 Data

ARTS DISTRICT 7

Creative Vitality Index



0.36

CVI Value

United States CVI = 1.0

COMPARED TO:
ARKANSAS CVI VALUE

.73

Total Population

217,748

GENDER



Female

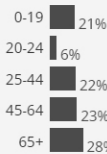
51%



Male

49%

AGE



Past 5 years of CVI Performance



GAIN

▲ **4%**
since 2019

2020 Creative Jobs

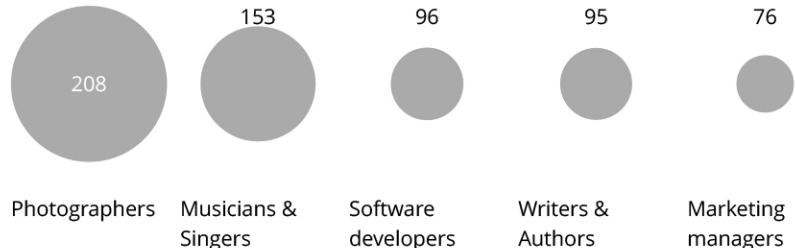


2,025

Total Creative Jobs

There are 75 more
creative jobs in the
region since 2019

Occupations with greatest number of jobs



2020 Creative Industries



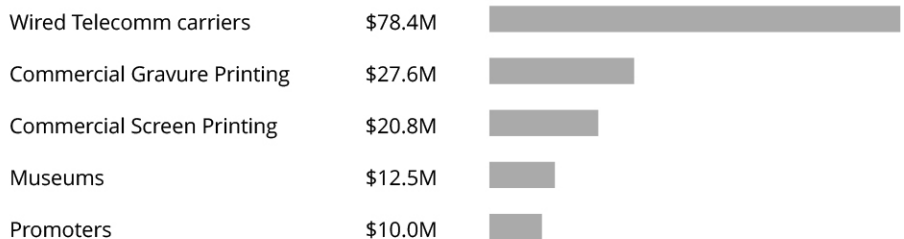
\$234.4M

Total Industry Sales

Industries with greatest sales

Industry type

Industry Sales



GAIN

▲ **2%**
since 2019

2020 Cultural Nonprofit



\$22.0M

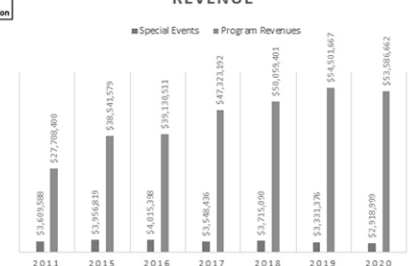
Nonprofit Revenues

There are \$408 K more in
revenues in the region since
2019

NEA Appropriations History Fiscal Years 1966 to 2022



ARKANSAS NON PROFIT ARTS PROGRAM & SPECIAL EVENTS REVENUE



Boot Camp Data Report Supporters: Building Arkansas' Creative Economy through Arts + Technology





ARKANSAS CREATIVE ECONOMY



ARKANSANS
FOR THE ARTS

2020 Data

MILLER COUNTY

Creative Vitality Index



0.26

CVI Value

United States CVI = 1.0

COMPARED TO:
ARKANSAS CVI VALUE
.52

Total Population

43,177

GENDER



Female

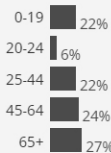
51%



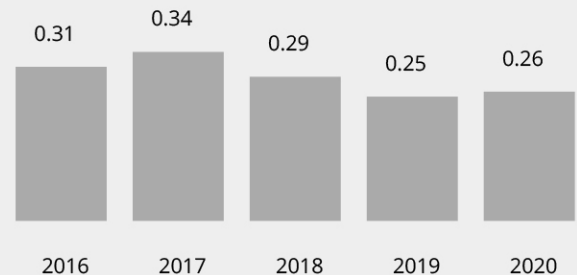
Male

49%

AGE



Past 5 years of CVI Performance



GAIN

▲ **1%**
since 2019

2020 Creative Jobs



411

Total Creative Jobs

There are 4 more
creative jobs in the
region since 2019

Occupations with greatest number of jobs



2020 Creative Industries



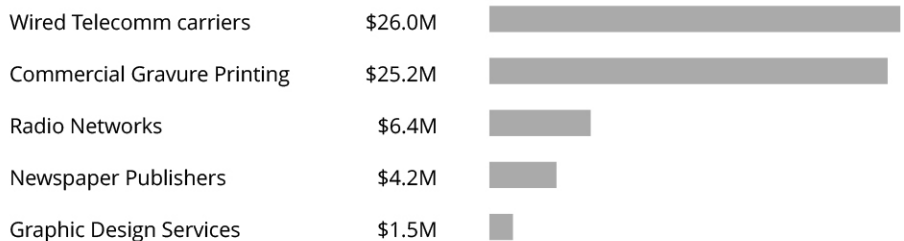
\$72.5M

Total Industry Sales

Industries with greatest sales

Industry type

Industry Sales



GAIN

▲ **0%**
since 2019

2020 Cultural Nonprofit



\$2.1M

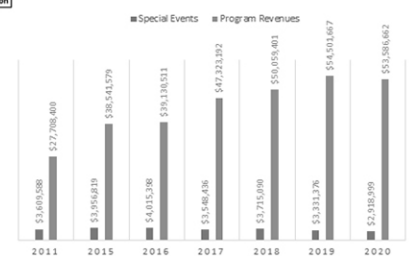
Nonprofit Revenues

There are \$0 more in
revenues in the region since
2019

NEA Appropriations History Fiscal Years 1966 to 2022



ARKANSAS NON PROFIT ARTS PROGRAM & SPECIAL EVENTS REVENUE



Boot Camp Data Report Supporters: Building Arkansas' Creative Economy through Arts + Technology





ARKANSAS CREATIVE ECONOMY



ARKANSANS
FOR THE ARTS

2020 Data

UNION COUNTY

Creative Vitality Index



0.92

CVI Value

United States CVI = 1.0

COMPARED TO:
ARKANSAS CVI VALUE
1.53.

Total Population

38,219

GENDER



Female

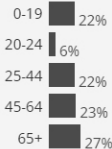
51%



Male

49%

AGE



Past 5 years of CVI Performance



GAIN

▲ **1%**
since 2019

2020 Creative Jobs



475

Total Creative Jobs

There are 6 more
creative jobs in the
region since 2019

Occupations with greatest number of jobs



Photographers



Musicians &
Singers



Marketing
managers



Public relations
mgrs.



Chefs and head
cooks

2020 Creative Industries



\$45.3M

Total Industry Sales

Industries with greatest sales

Industry type

Industry Sales

Wired Telecomm carriers

\$12.5M

Promoters

\$7.7M

Promoters

\$5.6M

Museums

\$2.9M

Jewelry Stores

\$2.5M

GAIN

▲ **3%**
since 2019

2020 Cultural Nonprofit




\$15.2M

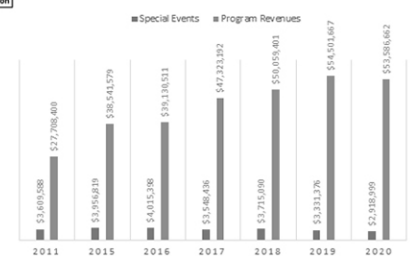
Nonprofit Revenues

There are \$513 K more in
revenues in the region since
2019

NEA Appropriations History Fiscal Years 1966 to 2022



ARKANSAS NON PROFIT ARTS PROGRAM & SPECIAL EVENTS REVENUE



Boot Camp Data Report Supporters: Building Arkansas' Creative Economy through Arts + Technology





ARKANSAS CREATIVE ECONOMY



ARKANSANS
FOR THE ARTS

2020 Data

CALHOUN COUNTY

Creative Vitality Index



0.16

CVI Value

United States CVI = 1.0

COMPARED TO:
ARKANSAS CVI VALUE

.34

Total Population

5,113

GENDER



Female

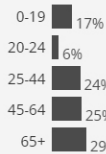
49%



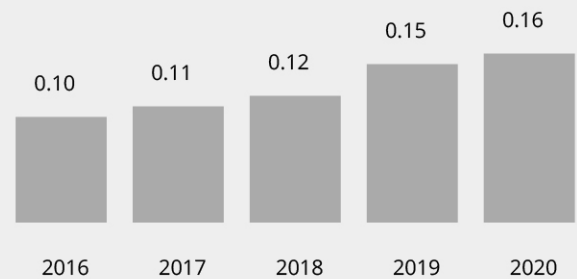
Male

51%

AGE



Past 5 years of CVI Performance



GAIN

▲ **19%**
since 2019

2020 Creative Jobs




64

Total Creative Jobs

There are 12 more
creative jobs in the
region since 2019

Occupations with greatest number of jobs



2020 Creative Industries



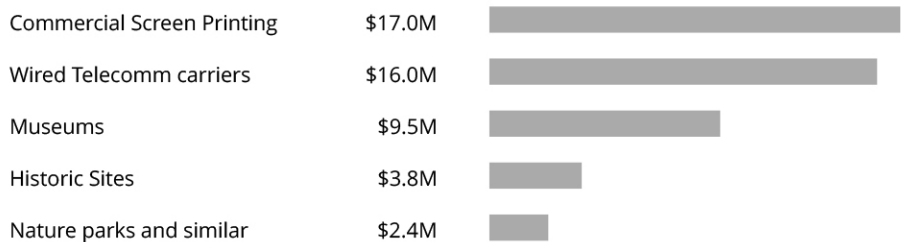
\$51.1M

Total Industry Sales

Industries with greatest sales

Industry type

Industry Sales



GAIN

▲ **0%**
since 2019

2020 Cultural Nonprofit



\$0.0

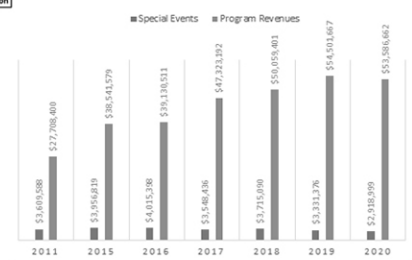
Nonprofit Revenues

There are \$0 more in
revenues in the region since
2019

NEA Appropriations History Fiscal Years 1966 to 2022



ARKANSAS NON PROFIT ARTS PROGRAM & SPECIAL EVENTS REVENUE



Boot Camp Data Report Supporters: Building Arkansas' Creative Economy through Arts + Technology





ARKANSAS CREATIVE ECONOMY



ARKANSANS
FOR THE ARTS

2020 Data

COLUMBIA COUNTY

Creative Vitality Index



0.28

CVI Value

United States CVI = 1.0

COMPARED TO:
ARKANSAS CVI VALUE

.52

Total Population

23,331

GENDER



Female

52%



Male

48%

AGE

0-19 **21%**

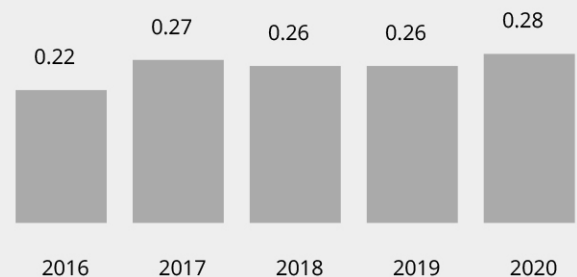
20-24 **5%**

25-44 **20%**

45-64 **20%**

65+ **34%**

Past 5 years of CVI Performance



GAIN

▲ **5%**
since 2019

2020 Creative Jobs




243

Total Creative Jobs

There are 13 more
creative jobs in the
region since 2019

Occupations with greatest number of jobs



Photographers



Software
developers



Musicians &
Singers



Writers &
Authors



Editors

2020 Creative Industries



\$12.7M

Total Industry Sales

Industries with greatest sales

Industry type

Industry Sales

Wired Telecomm carriers

\$5.4M

Promoters

\$1.3M

Radio Stations

\$1.3M

Jewelry Stores

\$1.2M

Newspaper Publishers

\$910.4K

LOSS

▼ **37%**
since 2019

2020 Cultural Nonprofit



\$150.2K

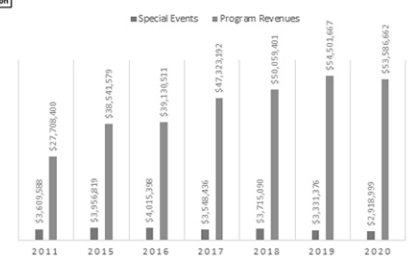
Nonprofit Revenues

There are \$90 K less in
revenues in the region since
2019

NEA Appropriations History Fiscal Years 1966 to 2022



ARKANSAS NON PROFIT ARTS PROGRAM & SPECIAL EVENTS REVENUE



Boot Camp Data Report Supporters: Building Arkansas' Creative Economy through Arts + Technology





ARKANSAS CREATIVE ECONOMY



ARKANSANS
FOR THE ARTS

2020 Data

DALLAS COUNTY

Creative Vitality Index



0.20

CVI Value

United States CVI = 1.0

COMPARED TO:
ARKANSAS CVI VALUE

.39

Total Population

6,802

GENDER

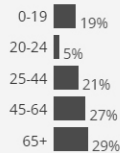


Female
51%

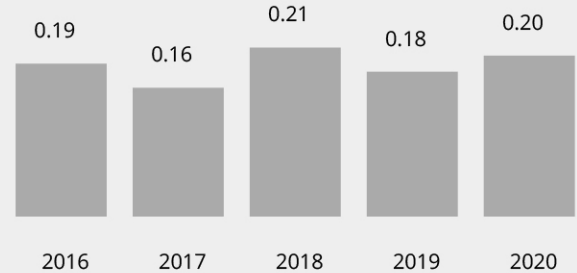


Male
49%

AGE



Past 5 years of CVI Performance



GAIN

▲ **4%**
since 2019

2020 Creative Jobs



67

Total Creative Jobs

There are 3 more
creative jobs in the
region since 2019

Occupations with greatest number of jobs



2020 Creative Industries



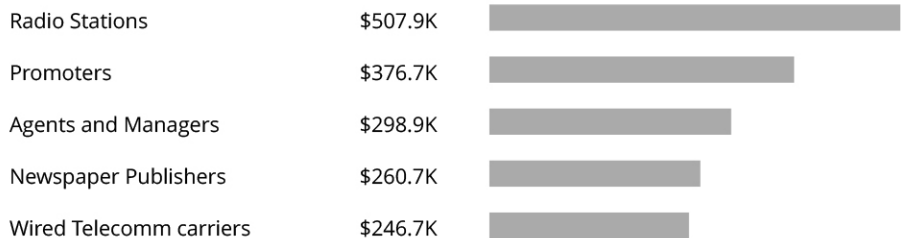
\$2.5M

Total Industry Sales

Industries with greatest sales

Industry type

Industry Sales



LOSS

▼ **28%**
since 2019

2020 Cultural Nonprofit




\$31.7K

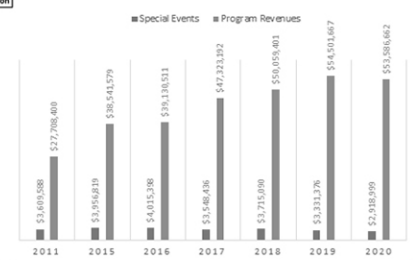
Nonprofit Revenues

There are \$12 K less in
revenues in the region since
2019

NEA Appropriations History Fiscal Years 1966 to 2022



ARKANSAS NON PROFIT ARTS PROGRAM & SPECIAL EVENTS REVENUE



Boot Camp Data Report Supporters: Building Arkansas' Creative Economy through Arts + Technology





ARKANSAS CREATIVE ECONOMY



ARKANSANS
FOR THE ARTS

2020 Data

HEMPSTEAD COUNTY

Creative Vitality Index



0.20

CVI Value

United States CVI = 1.0

COMPARED TO:
ARKANSAS CVI VALUE

.39

Total Population

21,253

GENDER



Female

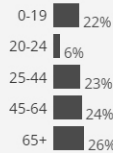
52%



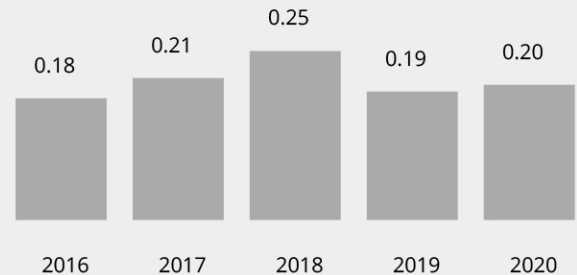
Male

48%

AGE



Past 5 years of CVI Performance



GAIN

▲ **1%**
since 2019

2020 Creative Jobs



148

Total Creative Jobs

There are 2 more
creative jobs in the
region since 2019

Occupations with greatest number of jobs



Musicians &
Singers



Software
developers



Photographers



Graphic
Designers



Writers &
Authors

2020 Creative Industries



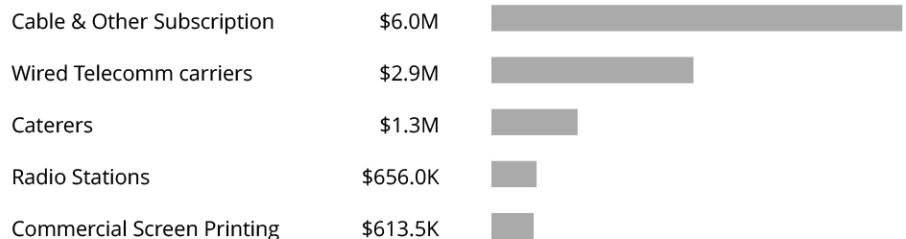
\$14.0M

Total Industry Sales

Industries with greatest sales

Industry type

Industry Sales



GAIN

▲ **1%**
since 2019

2020 Cultural Nonprofit



\$177.3K

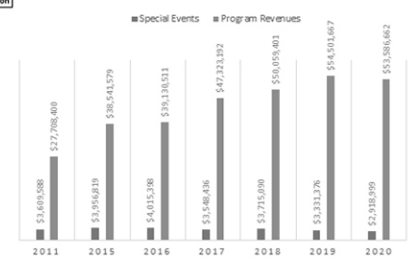
Nonprofit Revenues

There are \$2 K more in
revenues in the region since
2019

NEA Appropriations History Fiscal Years 1966 to 2022



ARKANSAS NON PROFIT ARTS PROGRAM & SPECIAL EVENTS REVENUE



Boot Camp Data Report Supporters: Building Arkansas' Creative Economy through Arts + Technology





ARKANSAS CREATIVE ECONOMY



ARKANSANS
FOR THE ARTS

2020 Data

HOWARD COUNTY

Creative Vitality Index



0.61

CVI Value

United States CVI = 1.0

COMPARED TO:
ARKANSAS CVI VALUE

.96

Total Population

13,109

GENDER



Female
52%

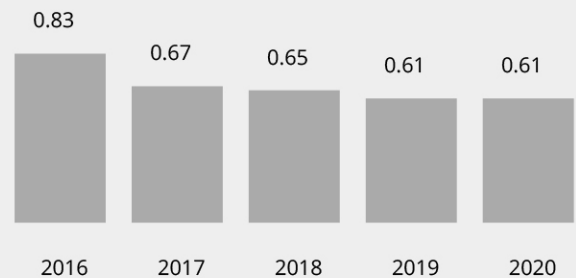


Male
48%

AGE

0-19 **22%**
20-24 **6%**
25-44 **22%**
45-64 **23%**
65+ **27%**

Past 5 years of CVI Performance



GAIN

▲ **11%**
since 2019

2020 Creative Jobs

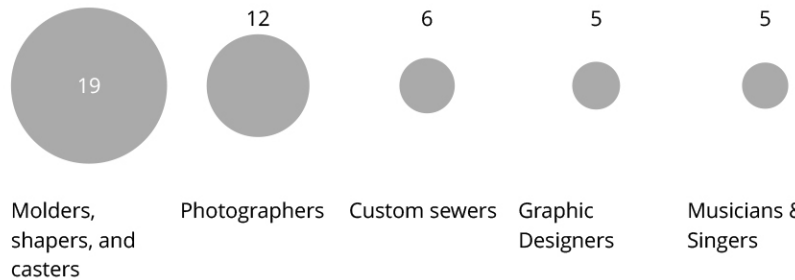


132

Total Creative Jobs

There are 14 more
creative jobs in the
region since 2019

Occupations with greatest number of jobs



2020 Creative Industries



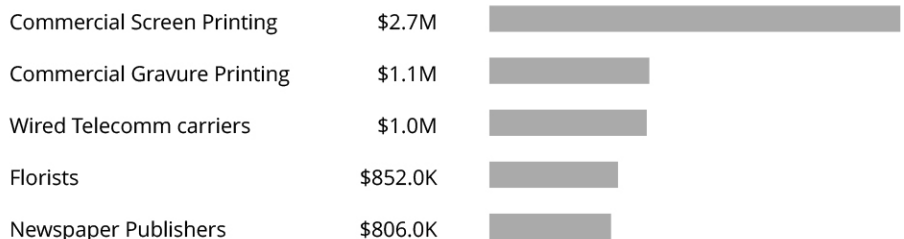
\$7.7M

Total Industry Sales

Industries with greatest sales

Industry type

Industry Sales



GAIN

▲ **0%**
since 2019

2020 Cultural Nonprofit




\$4.2M

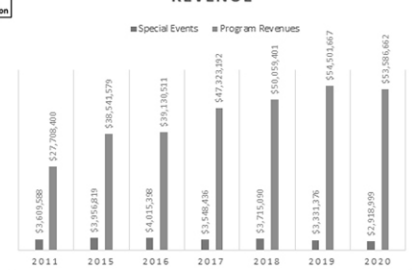
Nonprofit Revenues

There are \$0 more in
revenues in the region since
2019

NEA Appropriations History Fiscal Years 1966 to 2022



ARKANSAS NON PROFIT ARTS PROGRAM & SPECIAL EVENTS REVENUE



Boot Camp Data Report Supporters: Building Arkansas' Creative Economy through Arts + Technology





ARKANSAS CREATIVE ECONOMY



ARKANSANS
FOR THE ARTS

2020 Data

LAFAYETTE COUNTY

Creative Vitality Index



0.10

CVI Value

United States CVI = 1.0

COMPARED TO:

ARKANSAS CVI VALUE

.19

Total Population

6,596

GENDER



Female

51%



Male

49%

AGE

0-19 **23%**

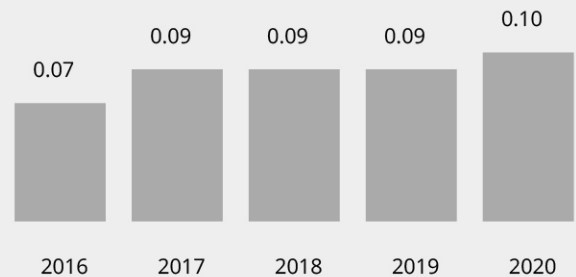
20-24 **5%**

25-44 **20%**

45-64 **23%**

65+ **29%**

Past 5 years of CVI Performance



GAIN

▲ **14%**
since 2019

2020 Creative Jobs

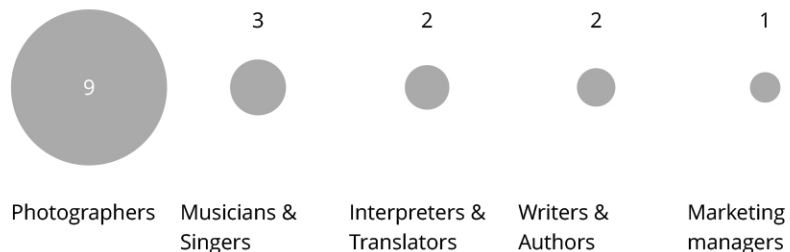


42

Total Creative Jobs

There are 6 more
creative jobs in the
region since 2019

Occupations with greatest number of jobs



2020 Creative Industries



\$5.4M

Total Industry Sales

Industries with greatest sales

Industry type

Industry Sales

Wired Telecomm carriers	\$5.2M
Architectural Services	\$66.8K
Internet Publishing	\$53.9K
Artists, Writers, & Performers	\$49.4K
Periodical Publishers	\$17.0K

GAIN

▲ **0%**
since 2019

2020 Cultural Nonprofit




\$0.0

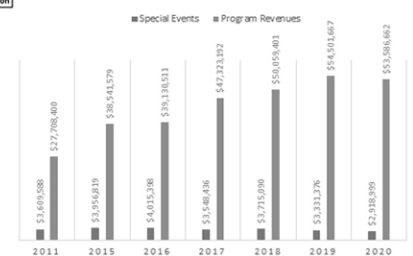
Nonprofit Revenues

There are \$0 more in
revenues in the region since
2019

NEA Appropriations History Fiscal Years 1966 to 2022



ARKANSAS NON PROFIT ARTS PROGRAM & SPECIAL EVENTS REVENUE



Boot Camp Data Report Supporters: Building Arkansas' Creative Economy through Arts + Technology





ARKANSAS CREATIVE ECONOMY



ARKANSANS
FOR THE ARTS

2020 Data

LITTLE RIVER COUNTY

Creative Vitality Index



0.10

CVI Value

United States CVI = 1.0

**COMPARED TO:
ARKANSAS CVI VALUE
.19**

Total Population

12,180

GENDER

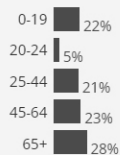


Female
52%

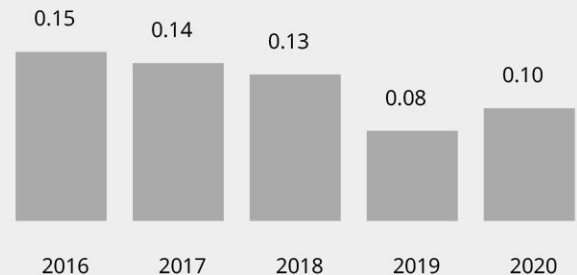


Male
48%

AGE



Past 5 years of CVI Performance



GAIN

▲ 9%
since 2019

2020 Creative Jobs



79

Total Creative Jobs

There are 7 more creative jobs in the region since 2019

Occupations with greatest number of jobs



Musicians & Singers



Molders, shapers, and casters



Photographers



Writers & Authors



Furnace and kiln operators

2020 Creative Industries



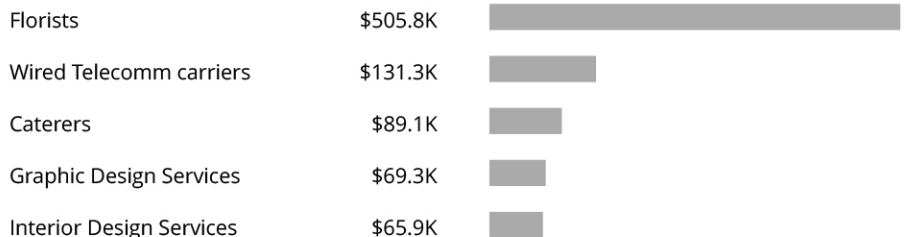
\$973.0K

Total Industry Sales

Industries with greatest sales

Industry type

Industry Sales



GAIN

▲ 0%
since 2019

2020 Cultural Nonprofit



\$0.0

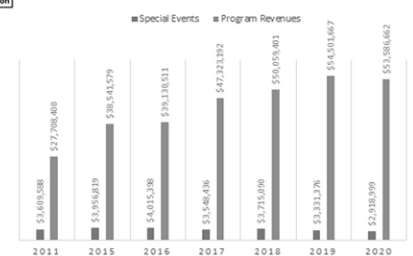
Nonprofit Revenues

There are \$0 more in revenues in the region since 2019

NEA Appropriations History Fiscal Years 1966 to 2022



ARKANSAS NON PROFIT ARTS PROGRAM & SPECIAL EVENTS REVENUE



Boot Camp Data Report Supporters: Building Arkansas' Creative Economy through Arts + Technology





ARKANSAS CREATIVE ECONOMY



ARKANSANS
FOR THE ARTS

2020 Data

NEVADA COUNTY

Creative Vitality Index



0.25

CVI Value

United States CVI = 1.0

COMPARED TO:
ARKANSAS CVI VALUE
.48

Total Population

8,099

GENDER



Female
51%

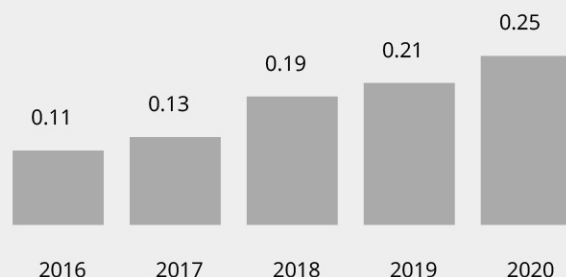


Male
49%

AGE

0-19 21%
20-24 5%
25-44 21%
45-64 24%
65+ 29%

Past 5 years of CVI Performance



GAIN

▲ 10%
since 2019

2020 Creative Jobs



61

Total Creative Jobs

There are 6 more
creative jobs in the
region since 2019

Occupations with greatest number of jobs



Molders,
shapers, and
casters



Musicians &
Singers



Photographers



Floral Designers



Writers &
Authors

2020 Creative Industries



\$5.1M

Total Industry Sales

Industries with greatest sales

Industry type

Industry Sales

Tortilla mfg. \$2.0M

Wired Telecomm carriers \$1.9M

Florists \$463.6K

Radio Stations \$178.5K

Musical Supply Stores \$141.9K

GAIN

▲ 0%
since 2019

2020 Cultural Nonprofit



\$0.0

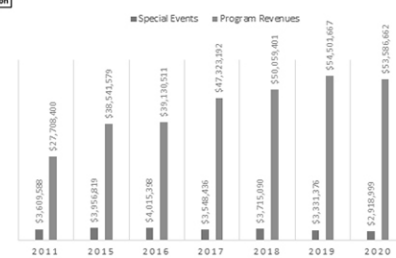
Nonprofit Revenues

There are \$0 more in
revenues in the region since
2019

NEA Appropriations History Fiscal Years 1966 to 2022



ARKANSAS NON PROFIT ARTS PROGRAM & SPECIAL EVENTS REVENUE



Boot Camp Data Report Supporters: Building Arkansas' Creative Economy through Arts + Technology





ARKANSAS CREATIVE ECONOMY



ARKANSANS
FOR THE ARTS

2020 Data

OUACHITA COUNTY

Creative Vitality Index



0.21

CVI Value

United States CVI = 1.0

COMPARED TO:
ARKANSAS CVI VALUE

.38

Total Population

23,167

GENDER



Female

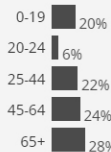
52%



Male

48%

AGE



Past 5 years of CVI Performance



GAIN

▲ 3%
since 2019

2020 Creative Jobs




212

Total Creative Jobs

There are 6 more creative jobs in the region since 2019

Occupations with greatest number of jobs



2020 Creative Industries



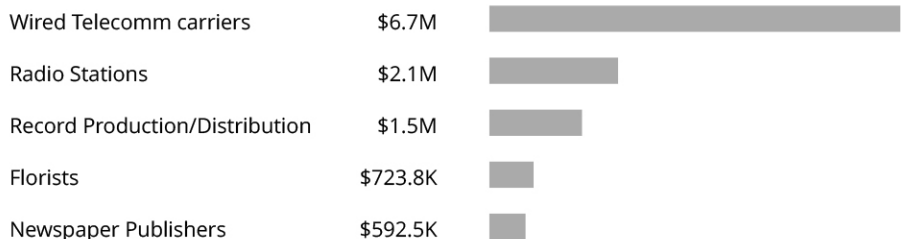
\$14.3M

Total Industry Sales

Industries with greatest sales

Industry type

Industry Sales



LOSS

▼ 5%
since 2019

2020 Cultural Nonprofit




\$83.8K

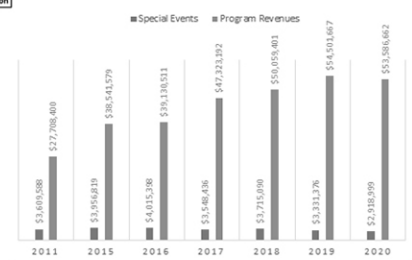
Nonprofit Revenues

There are \$5 K less in revenues in the region since 2019

NEA Appropriations History Fiscal Years 1966 to 2022



ARKANSAS NON PROFIT ARTS PROGRAM & SPECIAL EVENTS REVENUE



Boot Camp Data Report Supporters: Building Arkansas' Creative Economy through Arts + Technology





ARKANSAS CREATIVE ECONOMY



ARKANSANS
FOR THE ARTS

2020 Data

SEVIER COUNTY

Creative Vitality Index



0.10

CVI Value

United States CVI = 1.0

COMPARED TO:
ARKANSAS CVI VALUE

.20

Total Population

16,702

GENDER



Female

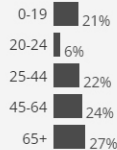
50%



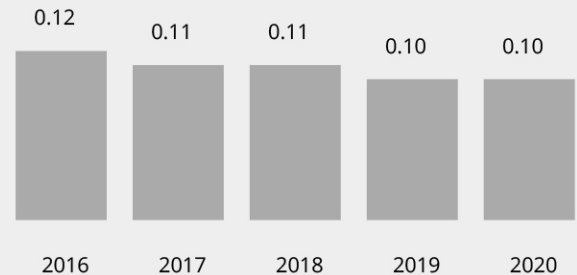
Male

50%

AGE



Past 5 years of CVI Performance



LOSS

▼ **2%**
since 2019

2020 Creative Jobs



93

Total Creative Jobs

There are 2 less creative jobs in the region since 2019

Occupations with greatest number of jobs



Musicians & Singers



Software developers



Marketing managers



Writers & Authors



Photographers

2020 Creative Industries



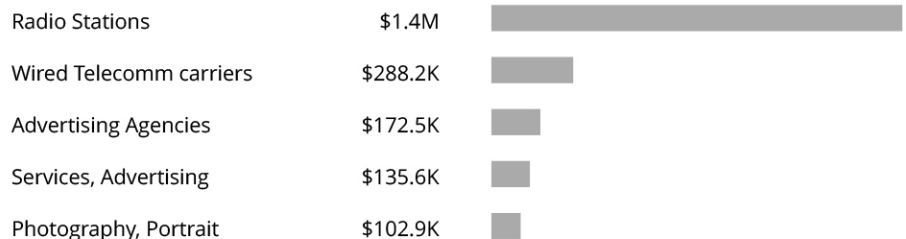
\$2.8M

Total Industry Sales

Industries with greatest sales

Industry type

Industry Sales



GAIN

▲ **0%**
since 2019

2020 Cultural Nonprofit



\$0.0

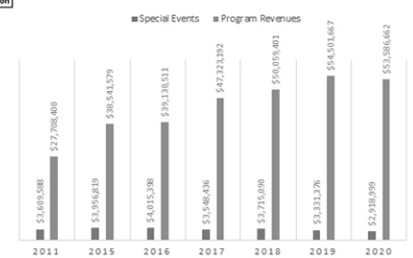
Nonprofit Revenues

There are \$0 more in revenues in the region since 2019

NEA Appropriations History Fiscal Years 1966 to 2022



ARKANSAS NON PROFIT ARTS PROGRAM & SPECIAL EVENTS REVENUE



Boot Camp Data Report Supporters: Building Arkansas' Creative Economy through Arts + Technology

