



**STATE OF ARKANSAS
ARKANSAS LOTTERY COMMISSION**

Post Office Box 3238
Little Rock, Arkansas 72203-3238
Phone: (501) 683-2000
Fax: (501) 683-1878
<http://myarkansaslottery.com>

June 11, 2012

The Honorable Johnny Key, Chair
Arkansas Lottery Commission Legislative Oversight Committee
One Capitol Mall, Room R-501
Little Rock, AR 72201

RE: Monthly Disclosure Reports

Dear Senator Key:

On behalf of our agency and the Commissioners of the Arkansas Lottery Commission, please accept the attached monthly disclosure reports pursuant to §§ 23-115-206 and 23-115-302 for the month of June 2012. The report contains the following information:

1. Contracts Awarded
2. Debt Set-Off Collections
3. Retailer Losses
4. Breakdown of Lottery Sales per County
5. Total Number of Retailers
6. Total Lottery Revenue
7. Prize Disbursements
8. Operating Expenses
9. Net Assets
10. Administrative Expenses
11. Unclaimed Prize Report
12. Arkansas Scholarship Lottery Minority- and Female-owned Business Report
13. Arkansas Scholarship Lottery Vendor Minority- and Female-owned Business Report
14. Arkansas Scholarship Lottery Demographics
15. Internal Auditor Report
16. Instant Ticket Games Released

Respectfully submitted,

A handwritten signature in black ink, appearing to read "Bishop Woosley".

Bishop Woosley
Director

Enclosures

cc: Mr. Ben Pickard, Chair
Arkansas Lottery Commission



STATE OF ARKANSAS
ARKANSAS LOTTERY COMMISSION

Post Office Box 3238
Little Rock, Arkansas 72203-3238
Phone: (501) 683-2000
Fax: (501) 683-1878
<http://myarkansaslottery.com>

June 11, 2012

The Honorable Mark Perry, Chair
Arkansas Lottery Commission Legislative Oversight Committee
One Capitol Mall, Room R-501
Little Rock, AR 72201

RE: Monthly Disclosure Reports

Dear Representative Perry:

On behalf of our agency and the Commissioners of the Arkansas Lottery Commission, please accept the attached monthly disclosure reports pursuant to §§ 23-115-206 and 23-115-302 for the month of May 2012. The report contains the following information:

1. Contracts Awarded
2. Debt Set-Off Collections
3. Retailer Losses
4. Breakdown of Lottery Sales per County
5. Total Number of Retailers
6. Total Lottery Revenue
7. Prize Disbursements
8. Operating Expenses
9. Net Assets
10. Administrative Expenses
11. Unclaimed Prize Report
12. Arkansas Scholarship Lottery Minority- and Female-owned Business Report
13. Arkansas Scholarship Lottery Vendor Minority- and Female-owned Business Report
14. Arkansas Scholarship Lottery Demographics
15. Internal Auditor Report
16. Instant Ticket Games Released

Respectfully submitted,


Bishop Woosley
Director

Enclosures

cc: Mr. Ben Pickard, Chair
Arkansas Lottery Commission

**Arkansas Lottery Commission Term Contracts for Goods and Services
May 1 through May 31, 2012**

No term contracts were entered into by the Arkansas Lottery Commission during the month of May 2012.

**Arkansas Lottery Commission
Debt Set-Off / Retailer Losses
May 2012**

1. Retailer losses for period May 1 through May 31, 2012: There were no retailer losses for the month of May 2012.

2. Debt Set-Off:

a.	Department of Finance and Administration	\$25,549.24
b.	Office of Child Support Enforcement - Child Support	<u>\$ 3,579.00</u>
	Total Debt Set-Off:	\$29,128.24

ARKANSAS LOTTERY COMMISSION
RETAIL SALES BY COUNTY
May 1 through May 31, 2012

COUNTY	ARKANSAS 50/50	CASH 3	CASH 4	DECADES OF DOLLARS	FAST PLAY	INSTANT SETTLEMENTS	MEGA MILLIONS	POWERBALL	TOTAL SALES FOR COUNTY
ARKANSAS	\$255.00	\$6,973.00	\$7,555.00	\$4,110.00	\$4,771.00	\$426,276.00	\$13,353.00	\$22,935.00	\$486,228.00
ASHLEY	\$245.00	\$10,155.50	\$9,906.00	\$2,056.00	\$1,100.00	\$120,300.00	\$7,325.00	\$14,854.00	\$165,941.50
BAXTER	\$535.00	\$1,966.50	\$2,072.50	\$5,524.00	\$3,304.00	\$324,731.00	\$22,070.00	\$36,081.00	\$396,284.00
BENTON	\$1,660.00	\$4,841.50	\$2,278.50	\$11,944.00	\$9,590.00	\$890,990.00	\$63,477.00	\$122,106.00	\$1,106,887.00
BOONE	\$390.00	\$1,974.50	\$2,145.00	\$2,652.00	\$2,555.00	\$384,879.00	\$13,176.00	\$27,132.00	\$434,903.50
BRADLEY	\$115.00	\$1,143.50	\$567.00	\$1,370.00	\$394.00	\$126,268.00	\$4,424.00	\$6,948.00	\$141,229.50
CALHOUN	\$15.00	\$547.00	\$347.00	\$762.00	\$133.00	\$56,894.00	\$1,745.00	\$2,799.00	\$63,242.00
CARROLL	\$155.00	\$715.50	\$767.00	\$1,998.00	\$1,147.00	\$240,264.00	\$8,382.00	\$17,074.00	\$270,502.50
CHICOT	\$280.00	\$6,679.50	\$3,467.50	\$2,734.00	\$640.00	\$190,500.00	\$22,127.00	\$43,014.00	\$269,442.00
CLARK	\$360.00	\$3,620.50	\$1,216.50	\$2,398.00	\$2,405.00	\$319,200.00	\$9,951.00	\$20,511.00	\$359,662.00
CLAY	\$135.00	\$554.50	\$107.50	\$668.00	\$646.00	\$95,308.00	\$2,303.00	\$5,057.00	\$104,779.00
CLEBURNE	\$360.00	\$1,740.50	\$403.00	\$5,644.00	\$2,153.00	\$307,353.00	\$18,955.00	\$31,116.00	\$367,724.50
CLEVELAND	\$70.00	\$803.00	\$292.00	\$614.00	\$706.00	\$60,600.00	\$2,684.00	\$5,385.00	\$71,154.00
COLUMBIA	\$260.00	\$11,237.50	\$5,717.50	\$2,196.00	\$1,934.00	\$232,903.00	\$6,943.00	\$12,140.00	\$273,331.00
CONWAY	\$470.00	\$6,513.50	\$2,232.50	\$3,766.00	\$1,640.00	\$421,394.00	\$15,876.00	\$28,402.00	\$480,294.00
CRAIGHEAD	\$1,485.00	\$8,750.50	\$6,145.00	\$10,310.00	\$5,674.00	\$1,243,757.00	\$42,802.00	\$82,500.00	\$1,401,423.50
CRAWFORD	\$1,195.00	\$2,993.50	\$1,793.00	\$4,708.00	\$1,601.00	\$331,200.00	\$24,990.00	\$49,036.00	\$417,516.50
CRITTENDEN	\$860.00	\$15,820.00	\$9,855.00	\$5,856.00	\$2,412.00	\$536,738.00	\$35,940.00	\$72,414.00	\$679,895.00
CROSS	\$305.00	\$2,508.00	\$1,431.00	\$1,602.00	\$744.00	\$209,700.00	\$7,822.00	\$14,184.00	\$238,296.00
DALLAS	\$130.00	\$1,238.00	\$778.50	\$1,414.00	\$1,760.00	\$129,636.00	\$5,105.00	\$8,468.00	\$148,529.50
DESHA	\$225.00	\$816.00	\$401.50	\$1,822.00	\$664.00	\$161,942.00	\$7,418.00	\$13,541.00	\$186,829.50
DREW	\$255.00	\$1,041.50	\$512.00	\$2,016.00	\$730.00	\$194,587.00	\$8,281.00	\$15,408.00	\$222,830.50
FAULKNER	\$2,920.00	\$9,898.00	\$6,010.00	\$15,584.00	\$4,384.00	\$1,142,152.00	\$63,101.00	\$108,213.00	\$1,352,262.00
FRANKLIN	\$290.00	\$474.00	\$132.50	\$1,816.00	\$2,530.00	\$153,434.00	\$7,964.00	\$15,481.00	\$182,121.50
FULTON	\$55.00	\$388.00	\$47.00	\$582.00	\$243.00	\$59,536.00	\$2,706.00	\$4,884.00	\$68,441.00
GARLAND	\$1,740.00	\$6,792.00	\$3,940.00	\$19,768.00	\$6,005.00	\$848,389.00	\$72,383.00	\$123,573.00	\$1,082,590.00
GRANT	\$220.00	\$544.00	\$140.50	\$2,164.00	\$648.00	\$169,200.00	\$10,123.00	\$16,633.00	\$199,672.50
GREENE	\$670.00	\$2,522.50	\$761.50	\$3,290.00	\$2,857.00	\$530,714.00	\$17,841.00	\$33,237.00	\$591,893.00
HEMPSTEAD	\$220.00	\$23,988.50	\$6,971.50	\$1,438.00	\$1,919.00	\$368,100.00	\$9,340.00	\$14,742.00	\$426,719.00
HOT SPRING	\$495.00	\$2,130.00	\$824.00	\$4,290.00	\$1,043.00	\$331,513.00	\$15,459.00	\$26,154.00	\$381,908.00

ARKANSAS LOTTERY COMMISSION
RETAIL SALES BY COUNTY
May 1 through May 31, 2012

COUNTY	ARKANSAS 50/50	CASH 3	CASH 4	DECADES OF DOLLARS	FAST PLAY	INSTANT	MEGA MILLIONS	POWERBALL	TOTAL SALES FOR COUNTY
HOWARD	\$120.00	\$18,209.00	\$4,507.00	\$1,228.00	\$422.00	\$141,600.00	\$5,520.00	\$7,648.00	\$179,254.00
INDEPENDENCE	\$930.00	\$7,343.50	\$1,740.50	\$6,098.00	\$5,484.00	\$636,062.00	\$20,487.00	\$37,313.00	\$715,458.00
IZARD	\$80.00	\$497.00	\$303.00	\$758.00	\$964.00	\$81,734.00	\$4,916.00	\$7,258.00	\$96,510.00
JACKSON	\$330.00	\$11,807.00	\$6,077.50	\$3,918.00	\$2,234.00	\$319,800.00	\$12,368.00	\$21,180.00	\$377,714.50
JEFFERSON	\$1,340.00	\$37,965.50	\$22,169.50	\$15,868.00	\$7,176.00	\$1,167,939.00	\$53,846.00	\$87,855.00	\$1,394,159.00
JOHNSON	\$405.00	\$665.50	\$184.50	\$2,320.00	\$1,133.00	\$243,300.00	\$10,609.00	\$19,763.00	\$278,380.00
LAFAYETTE	\$90.00	\$3,453.50	\$1,261.50	\$312.00	\$479.00	\$75,300.00	\$1,357.00	\$2,847.00	\$85,100.00
LAWRENCE	\$175.00	\$1,073.00	\$354.00	\$1,780.00	\$758.00	\$221,916.00	\$5,412.00	\$9,972.00	\$241,440.00
LEE	\$25.00	\$1,905.00	\$2,602.00	\$340.00	\$958.00	\$106,500.00	\$2,560.00	\$4,635.00	\$119,525.00
LINCOLN	\$90.00	\$538.50	\$294.50	\$966.00	\$161.00	\$95,454.00	\$4,198.00	\$7,121.00	\$108,823.00
LITTLE RIVER	\$55.00	\$2,769.50	\$989.00	\$824.00	\$893.00	\$91,492.00	\$4,066.00	\$4,971.00	\$106,059.50
LOGAN	\$315.00	\$934.00	\$187.50	\$2,204.00	\$1,017.00	\$232,327.00	\$10,775.00	\$19,072.00	\$266,831.50
LONOKE	\$1,305.00	\$5,885.00	\$2,704.00	\$11,504.00	\$3,653.00	\$987,905.00	\$42,340.00	\$81,971.00	\$1,137,267.00
MADISON	\$85.00	\$202.00	\$209.00	\$674.00	\$322.00	\$64,729.00	\$3,708.00	\$6,575.00	\$76,504.00
MARION	\$125.00	\$1,349.50	\$435.50	\$2,742.00	\$1,360.00	\$159,192.00	\$7,876.00	\$14,465.00	\$187,545.00
MILLER	\$450.00	\$25,078.50	\$9,252.00	\$3,042.00	\$3,409.00	\$439,915.00	\$15,693.00	\$24,198.00	\$521,037.50
MISSISSIPPI	\$710.00	\$39,227.50	\$14,238.00	\$3,340.00	\$3,667.00	\$545,845.00	\$17,555.00	\$31,412.00	\$655,994.50
MONROE	\$100.00	\$4,517.50	\$1,541.00	\$1,506.00	\$959.00	\$173,906.00	\$6,962.00	\$13,294.00	\$202,785.50
MONTGOMERY	\$40.00	\$79.00	\$40.00	\$488.00	\$966.00	\$28,116.00	\$2,726.00	\$5,694.00	\$38,149.00
NEVADA	\$170.00	\$2,756.00	\$945.50	\$1,816.00	\$844.00	\$255,900.00	\$5,742.00	\$8,675.00	\$276,848.50
NEWTON	\$55.00	\$62.00	\$56.00	\$248.00	\$252.00	\$63,300.00	\$1,565.00	\$2,814.00	\$68,352.00
OUACHITA	\$495.00	\$9,138.50	\$5,255.50	\$3,980.00	\$3,884.00	\$431,654.00	\$13,439.00	\$23,660.00	\$491,506.00
PERRY	\$85.00	\$713.50	\$209.00	\$856.00	\$98.00	\$74,822.00	\$5,061.00	\$8,308.00	\$90,152.50
PHILLIPS	\$185.00	\$5,453.50	\$3,262.50	\$1,122.00	\$897.00	\$233,383.00	\$12,725.00	\$23,004.00	\$280,032.00
PIKE	\$135.00	\$248.00	\$130.00	\$1,256.00	\$525.00	\$86,400.00	\$5,598.00	\$8,765.00	\$103,057.00
POINSETT	\$490.00	\$6,169.00	\$1,889.00	\$2,566.00	\$1,715.00	\$458,683.00	\$10,557.00	\$21,798.00	\$503,867.00
POLK	\$320.00	\$525.00	\$28.00	\$2,124.00	\$497.00	\$123,600.00	\$8,447.00	\$15,420.00	\$150,961.00
POPE	\$1,715.00	\$5,119.00	\$2,071.00	\$9,396.00	\$4,071.00	\$786,448.00	\$37,664.00	\$65,709.00	\$912,193.00
PRAIRIE	\$95.00	\$3,281.00	\$1,709.50	\$1,018.00	\$1,106.00	\$143,025.00	\$5,053.00	\$9,571.00	\$164,858.50
PULASKI	\$8,005.00	\$100,092.50	\$59,708.00	\$84,252.00	\$23,109.00	\$5,811,770.00	\$306,970.00	\$524,881.00	\$6,918,787.50
RANDOLPH	\$200.00	\$160.50	\$121.00	\$1,838.00	\$363.00	\$147,000.00	\$4,814.00	\$9,165.00	\$163,661.50

ARKANSAS LOTTERY COMMISSION
RETAIL SALES BY COUNTY
May 1 through May 31, 2012

COUNTY	ARKANSAS 50/50	CASH 3	CASH 4	DECADES OF DOLLARS	FAST PLAY	INSTANT	MEGA MILLIONS	POWERBALL	TOTAL SALES FOR COUNTY
SAINT FRANCIS	\$210.00	\$8,379.50	\$3,863.50	\$1,898.00	\$590.00	\$233,178.00	\$11,800.00	\$21,562.00	\$281,481.00
SALINE	\$1,790.00	\$6,843.00	\$3,812.50	\$17,442.00	\$4,252.00	\$1,202,397.00	\$65,902.00	\$115,262.00	\$1,417,700.50
SCOTT	\$105.00	\$219.00	\$62.50	\$582.00	\$438.00	\$109,200.00	\$4,109.00	\$7,999.00	\$122,714.50
SEARCY	\$65.00	\$2,529.50	\$378.00	\$876.00	\$509.00	\$90,900.00	\$3,144.00	\$6,023.00	\$104,424.50
SEBASTIAN	\$2,705.00	\$11,562.50	\$4,519.50	\$13,028.00	\$3,059.00	\$772,397.00	\$63,080.00	\$119,145.00	\$989,496.00
SEVIER	\$55.00	\$2,815.50	\$568.50	\$510.00	\$947.00	\$114,706.00	\$3,849.00	\$6,021.00	\$129,472.00
SHARP	\$265.00	\$848.00	\$292.00	\$1,600.00	\$1,691.00	\$192,600.00	\$6,850.00	\$13,002.00	\$217,148.00
STONE	\$200.00	\$997.50	\$156.00	\$1,314.00	\$457.00	\$80,998.00	\$4,318.00	\$9,653.00	\$98,093.50
UNION	\$695.00	\$39,135.50	\$19,758.00	\$4,598.00	\$2,652.00	\$628,881.00	\$21,380.00	\$39,316.00	\$756,415.50
VAN BUREN	\$375.00	\$738.50	\$435.00	\$2,192.00	\$1,173.00	\$142,875.00	\$9,298.00	\$14,691.00	\$171,777.50
WASHINGTON	\$2,900.00	\$8,557.00	\$4,621.50	\$18,212.00	\$5,131.00	\$1,350,471.00	\$85,007.00	\$157,453.00	\$1,632,352.50
WHITE	\$1,150.00	\$2,577.00	\$2,434.00	\$9,708.00	\$3,001.00	\$1,091,612.00	\$35,341.00	\$64,070.00	\$1,209,893.00
WOODRUFF	\$260.00	\$2,289.50	\$691.00	\$876.00	\$469.00	\$120,170.00	\$4,519.00	\$8,490.00	\$137,764.50
YELL	\$230.00	\$970.50	\$200.00	\$2,332.00	\$1,374.00	\$152,855.00	\$8,232.00	\$14,719.00	\$180,912.50

GRAND TOTALS	*Arkansas 50/50	*Cash 3	*Cash 4	*Decades of Dollars	*Fast Play	*Instant	*Mega Millions	*Powerball	*Totals
	\$46,095.00	\$525,051.50	\$265,084.50	\$370,648.00	\$165,451.00	\$31,320,715.00	\$1,521,504.00	\$2,720,442.00	\$36,934,991.00

*Estimates

**Arkansas Lottery Commission
Total Number of Active Retailers
May 2012**

There were 1,881 active retailers as of May 31, 2012.

Arkansas Lottery Commission
Statement of Net Assets
May 31, 2012

ASSETS

Current assets:

Cash and Cash Equivalents	\$ 4,410,608.20
Restricted Assets:	
Cash and cash equivalents	48,862,671.14
Accounts receivable	10,163,774.84
Prepaid items	<u>35,696.13</u>
 Total current assets	 <u>63,472,750.31</u>

Noncurrent assets:

Restricted assets:	
Cash and cash equivalents	20,051,750.37
Deposits with Multi-State Lottery Asso.	1,657,089.76
Capital assets:	
Equipment	526,664.88
Leasehold Improvements	498,416.68
Less accumulated depreciation	<u>(469,371.50)</u>
 Total noncurrent assets	 <u>22,264,550.19</u>
 Total assets	 <u><u>\$ 85,737,300.50</u></u>

LIABILITIES

Current liabilities:

Accounts payable	\$ 670,843.01
Prizes payable	15,548,297.53
Accrued and other liabilities	1,128,536.39
Due to other funds	1,230,060.00
Due to ADHE	47,862,671.14
Compensated absences	226,228.14
Deferred revenue	<u>351,309.00</u>
 Total current liabilities	 <u>67,017,945.21</u>

Long-Term liabilities:

Net OPEB Obligation	<u>457,989.97</u>
 Total liabilities	 <u>67,475,935.18</u>

NET ASSETS

Net assets:

Invested in capital assets	555,710.06
Restricted for:	
Scholarship shortfall fund	20,000,000.00
Retailer fidelity fund	51,750.37
Deposits with MUSL	1,657,089.76
Future prizes or special prize promotions	1,000,000.00
Unrestricted	<u>(5,003,184.87)</u>
 Total net assets	 <u>18,261,365.32</u>
 Total liabilities & net assets	 <u><u>\$ 85,737,300.50</u></u>

Arkansas Lottery Commission
Statement of Revenue, Expenses, and Changes in Net Assets
For the Eleven Months Ending May 31, 2012

	Current month	Year to date
Operating revenues:		
Instant ticket sales	\$ 31,133,757.00	\$ 362,838,167.58
Online ticket sales	5,711,982.50	75,737,194.50
A/R write-offs	0.00	(10,520.73)
Retailer application, fidelity and service fees	40,820.00	541,278.06
Other revenue	<u>598.50</u>	<u>15,037.75</u>
 Total operating revenues	 <u>36,887,158.00</u>	 <u>439,121,157.16</u>
 Operating expenses:		
Instant game prizes	22,057,347.97	254,097,590.18
Online game prizes	3,498,785.48	38,215,802.39
Retailer commissions	2,049,834.27	24,601,665.02
Gaming contract costs	1,873,633.42	22,535,560.56
Compensation and benefits	480,841.88	5,073,493.76
Marketing, advertising and promotions	475,321.20	3,850,365.21
General and administrative expenses	92,391.60	1,148,248.58
Services provided by ADHE	109,440.00	1,203,840.00
Services provided by Legislative Audit Agency	0.00	159,440.00
Legal and professional services	2,439.31	78,591.21
Depreciation	<u>15,179.89</u>	<u>166,978.79</u>
 Total operating expenses	 <u>30,655,215.02</u>	 <u>351,131,575.70</u>
 Operating income	 6,231,942.98	 87,989,581.46
 Nonoperating revenue (expense):		
Interest income	<u>31,965.22</u>	<u>318,152.73</u>
 Income before transfers	 6,263,908.20	 88,307,734.19
Transfers to:		
Transfers to ADHE	(7,571,654.04)	(88,403,303.01)
Transfers to ADHS	0.00	(200,000.00)
Transfers from:		
Transfers from ADHE	<u> </u>	<u>0.00</u>
 Change in net assets	 <u><u>\$ (1,307,745.84)</u></u>	 <u>(295,568.82)</u>
 Total net assets -beginning		 <u>18,556,934.14</u>
Total net assets - ending		<u><u>\$ 18,261,365.32</u></u>

Arkansas Lottery Commission
Statement of Revenue, Expenses, and Changes in Net Assets
For the Eleven Months Ending May 31, 2012

	Current Month	%	Year to Date	%	Budget YTD	%	Variance YTD
Operating Revenues							
Instant Games	\$ 31,133,757.00	84.40	\$ 362,838,167.58	82.63	\$ 341,708,383.09	81.19	21,129,784.49
OnLine Games	5,711,982.50	15.49	75,737,194.50	17.25	78,639,897.58	18.69	(2,902,703.08)
A/R write-offs	0.00	0.00	(10,520.73)	(0.00)	0.00	0.00	(10,520.73)
Retailer application, fidelity	40,820.00	0.11	541,278.06	0.12	516,488.27	0.12	24,789.79
Other Revenue	<u>598.50</u>	0.00	<u>15,037.75</u>	0.00	<u>3,672.15</u>	0.00	<u>11,365.60</u>
Total Operating Revenues	<u>36,887,158.00</u>	100.00	<u>439,121,157.16</u>	100.00	<u>420,868,441.09</u>	100.00	<u>18,252,716.07</u>
Operating Expenses							
Instant Game Prizes	22,057,347.97	59.80	254,097,590.18	57.87	230,653,158.59	54.80	23,444,431.59
On-Line Game Prizes	3,498,785.48	9.49	38,215,802.39	8.70	40,956,448.29	9.73	(2,740,645.90)
Retailer Commissions	2,049,834.27	5.56	24,601,665.02	5.60	23,539,982.35	5.59	1,061,682.67
Gaming Contract Costs	1,873,633.42	5.08	22,535,560.56	5.13	21,438,198.76	5.09	1,097,361.80
Staff Compensation & Benefits	480,841.88	1.30	5,073,493.76	1.16	6,233,821.74	1.48	(1,160,327.98)
Marketing, Advertising & Promotions	475,321.20	1.29	3,850,365.21	0.88	4,125,000.00	0.98	(274,634.79)
General and administrative expenses	92,391.60	0.25	1,148,248.58	0.26	1,505,187.53	0.36	(356,938.95)
Services Provided by Other Agencies	109,440.00	0.30	1,363,280.00	0.31	1,618,173.33	0.38	(254,893.33)
Legal and Professional Service	2,439.31	0.01	78,591.21	0.02	73,425.00	0.02	5,166.21
Capital asset depreciation	<u>15,179.89</u>	0.04	<u>166,978.79</u>	0.04	<u>197,083.26</u>	0.05	<u>(30,104.47)</u>
Total Operating Expenses	<u>30,655,215.02</u>	83.11	<u>351,131,575.70</u>	79.96	<u>330,340,478.85</u>	78.49	<u>20,791,096.85</u>
Operating Income	6,231,942.98	16.89	87,989,581.46	20.04	90,527,962.24	21.51	(2,538,380.78)
Non-Operating Revenue (Expense)							
Interest Income	31,965.22	0.09	318,152.73	0.07	201,666.63	0.05	116,486.10
Income before transfers	<u>\$ 6,263,908.20</u>	16.98	<u>\$ 88,307,734.19</u>	20.11	<u>\$ 90,729,628.87</u>	21.56	<u>\$ (2,421,894.68)</u>

Arkansas Scholarship Commission
Net Proceeds Transfer to Ed Trust Computation
Modified Cash Basis
For the Eleven Months Ending May 31, 2012

	Year to date
Operating revenues:	
Instant ticket SETTLEMENTS	\$ 363,772,207.58
Online ticket sales	75,737,194.50
A/R write-offs	
Retailer application, fidelity and service fees	541,278.06
Other revenue	<u>15,037.75</u>
 Total operating revenues	 <u>440,065,717.89</u>

Operating expenses:	
Instant game prizes SETTLEMENTS	254,374,538.00
Online game prizes	38,215,802.39
Retailer commissions	24,601,665.02
Gaming contract costs	22,535,560.56
Compensation and benefits	5,073,493.76
Marketing, advertising and promotions	3,850,365.21
General and administrative expenses	1,148,248.58
Services provided by ADHE	1,203,840.00
Services provided by Legislative Audit Agency	159,440.00
Legal and professional services	78,591.21
Current year Capital Asset cost	<u>0.00</u>
Total operating expenses	<u>351,241,544.73</u>

Change in net proceeds from operations 88,824,173.16

Nonoperating revenue (expense):	
Interest Income	318,152.73
EDUCATION TRUST FUNDING-Current Year	(80,831,648.97)
Less Act 1180 Unclaimed Prizes	0.00
Less Transfer to ADHS	(200,000.00)
Less Current year Fidelity Fund fees	(20,065.82) restricted fund
Less Current year MUSL Reserves additions	(518,957.06) see 23-115-103(17) and (19)(A)&(B)

NET PROCEEDS EARNED-Current Month **\$ 7,571,654.04**

	Transfer	Interest	Total
Totals	\$ 47,254,394.78	\$ 608,276.36	\$ 47,862,671.14
July 2010 funding - 8/13/10	\$ 8,503,421.96	\$ 37,490.77	\$ 8,540,912.73
August 2010 funding - 9/14/10	\$ 7,925,706.45	\$ 41,129.77	\$ 7,966,836.22
September 2010 funding - 10/14/10	\$ 7,361,418.43	\$ 43,339.89	\$ 7,404,758.32
October transfer to ADHE 10/1/10	\$ (65,000,000.00)		\$ (65,000,000.00)
October 2010 funding - 11/12/10	\$ 7,197,503.10	\$ 18,042.76	\$ 7,215,545.86
November 2010 funding - 12/15/10	\$ 8,235,343.71	\$ 20,925.06	\$ 8,256,268.77
December 2010 funding - 1/14/11	\$ 6,671,666.03	\$ 25,098.81	\$ 6,696,764.84
January 2011 funding - 2/11/11	\$ 9,005,241.74	\$ 28,533.34	\$ 9,033,775.08
February transfer to ADHE 2/11/11	\$ (50,000,000.00)		\$ (50,000,000.00)
February 2011 funding - 3/14/11	\$ 8,213,896.20	\$ 15,845.40	\$ 8,229,741.60
March 2011 funding - 4/13/11	\$ 10,279,304.63	\$ 12,939.26	\$ 10,292,243.89
April 2011 funding - 5/13/11	\$ 8,380,584.65	\$ 16,872.92	\$ 8,397,457.57
May 2011 funding - 6/14/11	\$ 8,500,021.38	\$ 21,763.28	\$ 8,521,784.66
June 2011 funding - 7/15/11	\$ 3,690,562.00	\$ 24,714.99	\$ 3,715,276.99
July 2011 funding - 8/12/11	\$ 7,124,686.65	\$ 28,216.33	\$ 7,152,902.98
ADHE Refund for excess funding 8/1/11	\$ 12,430,211.12		\$ 12,430,211.12
June 2011 Audit Adjustments funding - 8/3/11	\$ 60,972.09		\$ 60,972.09
August transfer to ADHE 8/4/11	\$ (60,000,000.00)		\$ (60,000,000.00)
August 2011 funding - 9/14/11	\$ 7,531,880.34	\$ 11,673.25	\$ 7,543,553.59
September 2011 funding - 10/14/11	\$ 6,961,428.55	\$ 11,751.16	\$ 6,973,179.71
October transfer to ADHE 10/13/11	\$ (10,000,000.00)		\$ (10,000,000.00)
June 2011 Audit Adjustments funding - 11/15/11	\$ (102,990.22)		\$ (102,990.22)
October 2011 funding - 11/15/11	\$ 8,121,007.71	\$ 12,698.12	\$ 8,133,705.83
November 2011 funding - 12/15/11	\$ 7,980,208.54	\$ 13,917.97	\$ 7,994,126.51
December 2011 funding - 01/15/12	\$ 7,870,103.23	\$ 18,175.91	\$ 7,888,279.14
January 2012 funding - 02/15/12	\$ 5,500,806.07	\$ 21,940.75	\$ 5,522,746.82
February transfer to ADHE 2/2/12	\$ (45,000,000.00)		\$ (45,000,000.00)
February 2012 funding - 03/15/12	\$ 9,724,929.68	\$ 4,663.90	\$ 9,729,593.58
March 2012 funding - 04/15/12	\$ 12,820,077.29	\$ 7,295.76	\$ 12,827,373.05
April 2012 funding - 05/15/12	\$ 7,053,021.89	\$ 13,165.87	\$ 7,066,187.76
May 2012 funding - 06/15/12	\$ 7,553,944.47	\$ 17,709.57	\$ 7,571,654.04

Arkansas Lottery Commission
Unclaimed Prizes
Year To Date May 31, 2012

1. Unclaimed lottery prize money: \$4,787,912.16
2. Expenditures from unclaimed lottery prize money: \$0
3. Reserved for future prizes or promotions: \$0
4. Deposits to net lottery proceeds from unclaimed lottery prize money: \$4,787,912.16

Arkansas Lottery Commission Minority- and Female-Owned Diversity Compliance Report

VENDORS	Fiscal 2012 Total	May 2012	Good or Service	Diversity Classification
AFRICAN AMERICAN PERSPECTIVES	\$3,750.00		Advertising/Public Relations	Minority-Owned
GODDESS PRODUCTS	\$22,004.28	\$380.54	Office Furniture/Supplies	Minority-Owned
HOGWASH DETAIL DENT & TINT	\$268.73		Auto Detail & Cosmetic Repair	Minority-Owned
TRIVIA MARKETING	\$112.10		Advertising/Public Relations	Female-Owned
SHI INTERNATIONAL CORPORATION	\$13,971.58		Computer Software	Female-Owned
HOLA! ARKANSAS	\$1,500.00		Advertising/Public Relations	Minority-Owned
NORTHEAST ARKANSAS CLEANING SERVICE	\$5,180.89	\$488.25	Janitorial Svcs	Female-Owned
Totals	\$46,787.58	\$868.79		

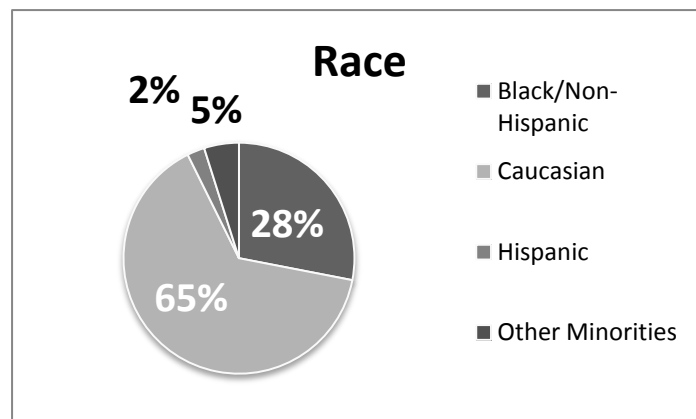
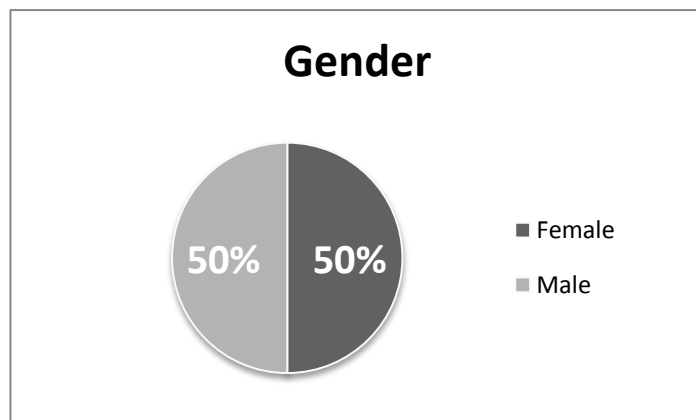
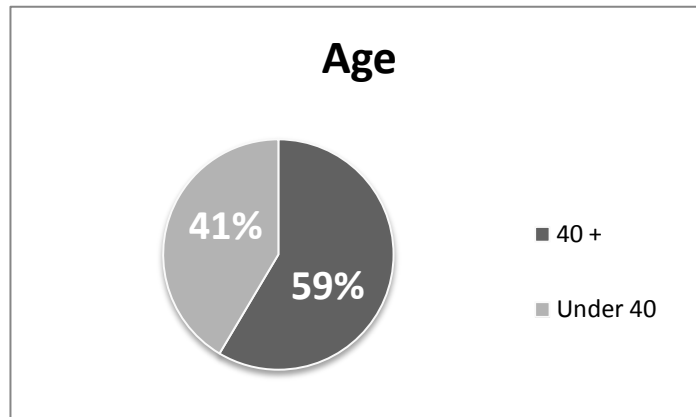
Intralot Minority- and Female-Owned Diversity Compliance Report

VENDORS	Fiscal 2012 Total	May 2012	Good or Service	Diversity Classification
GODDESS PRODUCTS	\$718.57	\$170.61	Office Furniture/Supplies	Minority-Owned
J KELLY REFERRALS AND INFORMATION SVCS, INC	\$157,182.07	\$20,684.72	Call Center/Information Svcs	Minority-Owned
Totals	\$157,900.64	\$20,855.33		

Scientific Games Minority- and Female-Owned Diversity Compliance Report

VENDORS	Fiscal 2012 Total	May 2012	Good or Service	Diversity Classification
MR. KLEAN CARPET AND JANITORIAL SERVICE	\$3,757.90	\$298.30	Janitorial Svcs	Minority-Owned
PREMIER STAFFING	\$17,784.12	\$15.00	Staffing Svcs	Female-Owned
CENTRAL COPIERS	\$1,399.20	\$572.40	Office Supplier/Equipment	Female-Owned
EXPEDITED TRANSPORTATION SERVICE	\$173,546.33	\$17,313.41	Transportation Svcs	Female-Owned
Totals	\$196,487.55	\$18,199.11		

Arkansas Lottery Commission Demographics – May 2012



Total Number of Employees as of May 31, 2012: 82

Gender:

Females – 41
Males – 41

Age:

Under 40 – 34
40 + – 48

Race:

Black/Non-Hispanic – 23
Female – 15
Male – 8

Caucasian – 53
Female – 23
Male – 30

Hispanic – 2
Female – 2
Male – 0

Other – 4
Female – 1
Male – 3

Arkansas Lottery Commission – Internal Audit
Arkansas Lottery Commission Legislative Oversight Committee Monthly Report
June 8, 2012

No issues or problems have been reported to the Arkansas Lottery Commission since the previous report submitted to the Arkansas Lottery Commission Legislative Oversight Committee on May 9, 2012.

Arkansas Lottery Commission
Instant & Fast Play Games
May 2012

Sales for the following instant games began May 1, 2012. No ending dates have been determined for these games.

\$1 Great 8's

\$2 Sunny Money

\$5 Harley-Davidson®¹

\$20 Wild 10's

¹ Harley-Davidson® is a licensed property game. There is a total cost of \$133,904 for four (4) motorcycle prizes.

Sales for the following Fast Play game began May 14, 2012. The ending date has not been determined for this game.

\$1 Jumbo Bucks