



STATE OF ARKANSAS  
ARKANSAS LOTTERY COMMISSION

Post Office Box 3238  
Little Rock, Arkansas 72203-3238  
Phone: (501) 683-2000  
Fax: (501) 683-1878  
<http://myarkansaslottery.com>

November 9, 2012

The Honorable Johnny Key, Co-Chair  
The Honorable Mark Perry, Co-Chair  
Arkansas Lottery Commission Legislative Oversight Committee  
One Capitol Mall, Room R-501  
Little Rock, AR 72201

***RE: Monthly Disclosure Reports***

Gentlemen:

On behalf of our agency and the Commissioners of the Arkansas Lottery Commission, please accept the attached monthly disclosure reports pursuant to §§ 23-115-206 and 23-115-302 for the month of October 2012. The report contains the following information:

1. Contracts Awarded
2. Debt Set-Off Collections
3. Retailer Losses
4. Breakdown of Lottery Sales per County
5. Total Number of Retailers
6. Total Lottery Revenue
7. Prize Disbursements
8. Operating Expenses
9. Net Assets
10. Administrative Expenses
11. Unclaimed Prize Report
12. Arkansas Scholarship Lottery Minority- and Female-owned Business Report
13. Arkansas Scholarship Lottery Vendor Minority- and Female-owned Business Report
14. Arkansas Scholarship Lottery Demographics
15. Internal Auditor Report
16. Instant Ticket Games Released

Please call me if you have any questions or need additional information.

Respectfully submitted,

A handwritten signature in black ink, appearing to read "Bishop Woosley".

Bishop Woosley  
Director

Enclosures

cc: Mr. Ben Pickard, Chairman, Arkansas Lottery Commission

**Arkansas Lottery Commission Term Contracts for Goods and Services  
October 1 through 31, 2012**

1. On October 22, 2012, a Non-Exclusive Licensing Agreement was executed between the Arkansas Lottery Commission (ALC) and Scientific Games International (SGI). SGI grants the ALC the non-exclusive right in the state of Arkansas to reproduce, use and make copies of the Property in association with the sale, marketing, advertising and promotion of a scratch-off instant win lottery game to be conducted by the ALC and identified as AR-170 Pac-Man™. A copy of the agreement was provided to the Arkansas Lottery Commission Legislative Oversight Committee.

**Arkansas Lottery Commission  
Debt Set-Off / Retailer Losses  
October 2012**

**1. Debt Set-Off:**

a.	Department of Finance and Administration	\$ 6,161.27
b.	Office of Child Support Enforcement - Child Support	<u>\$10,233.68</u>
	Total Debt Set-Off:	\$16,394.95

**2. Retailer losses for period October 1 through October 31, 2012:   None.**

**ARKANSAS LOTTERY COMMISSION**  
**RETAIL SALES BY COUNTY**  
**October 1 through October 31, 2012**

COUNTY	ARKANSAS 50/50	CASH 3	CASH 4	DECADES OF DOLLARS	FAST PLAY	INSTANT SETTLEMENTS	MEGA MILLIONS	NATURAL STATE JACKPOT	POWERBALL	TOTAL SALES FOR COUNTY
ARKANSAS	\$130.00	\$6,251.00	\$7,746.50	\$2,582.00	\$3,564.00	\$466,689.00	\$10,230.00	\$8,459.00	\$19,656.00	\$525,307.50
ASHLEY	\$75.00	\$10,426.50	\$10,837.00	\$1,332.00	\$1,540.00	\$121,188.00	\$5,458.00	\$2,313.00	\$13,321.00	\$166,490.50
BAXTER	\$300.00	\$2,437.50	\$2,584.50	\$4,404.00	\$3,493.00	\$292,531.00	\$16,346.00	\$12,825.00	\$31,284.00	\$366,205.00
BENTON	\$715.00	\$4,097.50	\$2,091.00	\$8,980.00	\$3,263.00	\$677,765.00	\$47,335.00	\$14,689.00	\$106,490.00	\$865,425.50
BOONE	\$245.00	\$2,265.00	\$1,193.50	\$2,056.00	\$1,573.00	\$334,410.00	\$10,126.00	\$6,360.00	\$24,501.00	\$382,729.50
BRADLEY	\$20.00	\$907.00	\$549.00	\$716.00	\$955.00	\$105,900.00	\$2,699.00	\$2,622.00	\$5,300.00	\$119,668.00
CALHOUN	\$0.00	\$835.00	\$405.00	\$476.00	\$23.00	\$37,405.00	\$1,053.00	\$786.00	\$2,034.00	\$43,017.00
CARROLL	\$60.00	\$606.50	\$563.00	\$1,310.00	\$644.00	\$215,615.00	\$6,272.00	\$4,167.00	\$15,787.00	\$245,024.50
CHICOT	\$140.00	\$8,043.50	\$3,569.00	\$2,404.00	\$722.00	\$148,794.00	\$16,296.00	\$4,531.00	\$36,408.00	\$220,907.50
CLARK	\$105.00	\$2,151.50	\$953.50	\$1,716.00	\$1,801.00	\$299,841.00	\$6,988.00	\$5,100.00	\$15,643.00	\$334,299.00
CLAY	\$55.00	\$490.00	\$51.00	\$856.00	\$404.00	\$92,430.00	\$1,695.00	\$987.00	\$4,103.00	\$101,071.00
CLEBURNE	\$125.00	\$911.50	\$233.00	\$3,420.00	\$1,898.00	\$265,004.00	\$13,075.00	\$8,845.00	\$23,872.00	\$317,383.50
CLEVELAND	\$30.00	\$353.00	\$274.00	\$464.00	\$482.00	\$47,100.00	\$1,726.00	\$1,507.00	\$4,104.00	\$56,040.00
COLUMBIA	\$90.00	\$12,019.50	\$6,629.00	\$1,788.00	\$2,012.00	\$208,336.00	\$4,742.00	\$4,194.00	\$11,272.00	\$251,082.50
CONWAY	\$230.00	\$7,039.50	\$2,196.00	\$2,826.00	\$2,158.00	\$351,264.00	\$11,438.00	\$6,847.00	\$23,751.00	\$407,749.50
CRAIGHEAD	\$505.00	\$7,395.50	\$4,145.50	\$6,362.00	\$6,005.00	\$1,125,324.00	\$26,379.00	\$18,430.00	\$65,490.00	\$1,260,036.00
CRAWFORD	\$225.00	\$1,986.00	\$998.50	\$3,600.00	\$1,471.00	\$293,389.00	\$18,466.00	\$12,847.00	\$44,179.00	\$377,161.50
CRITTENDEN	\$215.00	\$12,385.00	\$11,138.00	\$4,348.00	\$2,508.00	\$483,199.00	\$24,923.00	\$8,768.00	\$62,595.00	\$610,079.00
CROSS	\$255.00	\$1,848.00	\$1,576.50	\$1,106.00	\$1,271.00	\$196,327.00	\$5,123.00	\$3,356.00	\$11,321.00	\$222,183.50
DALLAS	\$25.00	\$1,490.00	\$981.50	\$690.00	\$1,447.00	\$142,796.00	\$3,564.00	\$3,215.00	\$7,382.00	\$161,590.50
DESHA	\$125.00	\$1,547.50	\$490.00	\$1,110.00	\$1,053.00	\$158,401.00	\$5,235.00	\$3,834.00	\$11,387.00	\$183,182.50
DREW	\$110.00	\$773.50	\$512.50	\$1,862.00	\$1,044.00	\$151,969.00	\$4,931.00	\$3,230.00	\$11,824.00	\$176,256.00
FAULKNER	\$1,115.00	\$8,807.50	\$5,059.00	\$10,574.00	\$4,292.00	\$1,052,046.00	\$41,043.00	\$25,152.00	\$85,102.00	\$1,233,190.50
FRANKLIN	\$145.00	\$614.00	\$234.50	\$992.00	\$2,136.00	\$158,169.00	\$6,259.00	\$3,885.00	\$15,577.00	\$188,011.50
FULTON	\$40.00	\$339.00	\$221.50	\$484.00	\$97.00	\$45,059.00	\$2,169.00	\$1,249.00	\$4,309.00	\$53,967.50
GARLAND	\$990.00	\$7,031.00	\$3,628.00	\$14,916.00	\$4,345.00	\$815,808.00	\$50,181.00	\$31,949.00	\$99,274.00	\$1,028,122.00
GRANT	\$75.00	\$505.00	\$114.00	\$1,640.00	\$522.00	\$149,540.00	\$6,883.00	\$4,363.00	\$12,473.00	\$176,115.00
GREENE	\$315.00	\$2,193.00	\$684.00	\$1,974.00	\$3,423.00	\$516,900.00	\$12,871.00	\$7,661.00	\$27,418.00	\$573,439.00
HEMPSTEAD	\$100.00	\$26,361.50	\$8,200.00	\$728.00	\$2,231.00	\$335,826.00	\$6,608.00	\$4,253.00	\$12,163.00	\$396,470.50
HOT SPRING	\$110.00	\$1,977.50	\$754.00	\$2,516.00	\$961.00	\$284,963.00	\$9,823.00	\$8,321.00	\$19,309.00	\$328,734.50

**ARKANSAS LOTTERY COMMISSION**  
**RETAIL SALES BY COUNTY**  
**October 1 through October 31, 2012**

COUNTY	ARKANSAS 50/50	CASH 3	CASH 4	DECADES OF DOLLARS	FAST PLAY	INSTANT SETTLEMENTS	MEGA MILLIONS	NATURAL STATE JACKPOT	POWERBALL	TOTAL SALES FOR COUNTY
HOWARD	\$205.00	\$15,088.00	\$4,832.50	\$966.00	\$504.00	\$147,760.00	\$3,797.00	\$1,914.00	\$6,445.00	\$181,511.50
INDEPENDENCE	\$435.00	\$4,004.50	\$1,449.50	\$4,034.00	\$3,139.00	\$557,370.00	\$14,546.00	\$10,580.00	\$30,518.00	\$626,076.00
IZARD	\$5.00	\$377.50	\$93.00	\$894.00	\$711.00	\$73,822.00	\$3,467.00	\$2,081.00	\$5,850.00	\$87,300.50
JACKSON	\$115.00	\$9,437.00	\$6,426.50	\$2,632.00	\$2,290.00	\$302,682.00	\$8,209.00	\$7,468.00	\$17,754.00	\$357,013.50
JEFFERSON	\$515.00	\$34,487.00	\$28,841.50	\$9,778.00	\$5,164.00	\$1,131,250.00	\$37,759.00	\$34,458.00	\$71,267.00	\$1,353,519.50
JOHNSON	\$175.00	\$458.50	\$577.00	\$1,070.00	\$818.00	\$196,200.00	\$8,276.00	\$4,581.00	\$17,595.00	\$229,750.50
LAFAYETTE	\$0.00	\$2,612.50	\$1,109.00	\$352.00	\$380.00	\$64,871.00	\$1,000.00	\$819.00	\$2,658.00	\$73,801.50
LAWRENCE	\$105.00	\$1,382.00	\$224.00	\$884.00	\$1,073.00	\$189,701.00	\$3,592.00	\$2,404.00	\$8,392.00	\$207,757.00
LEE	\$5.00	\$1,318.50	\$1,640.00	\$252.00	\$684.00	\$88,262.00	\$1,435.00	\$1,036.00	\$3,927.00	\$98,559.50
LINCOLN	\$20.00	\$482.50	\$173.50	\$366.00	\$455.00	\$81,571.00	\$2,615.00	\$1,882.00	\$5,112.00	\$92,677.00
LITTLE RIVER	\$75.00	\$3,093.00	\$1,761.50	\$658.00	\$345.00	\$77,630.00	\$2,310.00	\$1,468.00	\$4,439.00	\$91,779.50
LOGAN	\$175.00	\$668.50	\$160.50	\$1,492.00	\$1,273.00	\$206,015.00	\$7,171.00	\$4,825.00	\$16,084.00	\$237,864.00
LONOKE	\$395.00	\$4,810.50	\$2,184.00	\$7,936.00	\$5,496.00	\$888,594.00	\$28,972.00	\$19,826.00	\$65,443.00	\$1,023,656.50
MADISON	\$20.00	\$103.00	\$31.00	\$432.00	\$1,056.00	\$51,600.00	\$2,866.00	\$1,751.00	\$6,391.00	\$64,250.00
MARION	\$45.00	\$977.00	\$572.50	\$2,106.00	\$932.00	\$140,625.00	\$5,443.00	\$4,447.00	\$13,082.00	\$168,229.50
MILLER	\$165.00	\$24,632.00	\$7,335.50	\$1,914.00	\$1,073.00	\$363,290.00	\$10,611.00	\$5,009.00	\$18,609.00	\$432,638.50
MISSISSIPPI	\$360.00	\$39,252.00	\$12,807.00	\$1,926.00	\$3,443.00	\$490,415.00	\$10,567.00	\$6,577.00	\$24,906.00	\$590,253.00
MONROE	\$30.00	\$4,294.00	\$1,628.00	\$764.00	\$989.00	\$104,191.00	\$4,099.00	\$2,436.00	\$9,587.00	\$128,018.00
MONTGOMERY	\$15.00	\$11.50	\$21.00	\$318.00	\$745.00	\$22,357.00	\$1,542.00	\$1,375.00	\$4,115.00	\$30,499.50
NEVADA	\$40.00	\$3,339.00	\$675.00	\$838.00	\$1,031.00	\$201,300.00	\$3,577.00	\$1,772.00	\$6,758.00	\$219,330.00
NEWTON	\$20.00	\$62.00	\$45.00	\$178.00	\$559.00	\$58,800.00	\$1,365.00	\$1,003.00	\$2,780.00	\$64,812.00
OUACHITA	\$135.00	\$8,068.00	\$3,558.00	\$1,994.00	\$4,718.00	\$435,654.00	\$8,650.00	\$9,814.00	\$18,520.00	\$491,111.00
PERRY	\$45.00	\$635.00	\$238.50	\$700.00	\$241.00	\$71,080.00	\$3,564.00	\$1,933.00	\$6,787.00	\$85,223.50
PHILLIPS	\$115.00	\$7,177.00	\$4,112.00	\$1,344.00	\$830.00	\$193,686.00	\$9,100.00	\$3,241.00	\$18,648.00	\$238,253.00
PIKE	\$35.00	\$93.00	\$74.00	\$652.00	\$218.00	\$81,600.00	\$3,538.00	\$2,840.00	\$6,785.00	\$95,835.00
POINSETT	\$240.00	\$5,771.50	\$2,383.50	\$1,278.00	\$2,222.00	\$376,492.00	\$6,989.00	\$6,185.00	\$17,039.00	\$418,600.00
POLK	\$90.00	\$374.50	\$33.00	\$1,534.00	\$1,032.00	\$110,332.00	\$5,853.00	\$3,430.00	\$12,912.00	\$135,590.50
POPE	\$505.00	\$3,512.00	\$2,095.50	\$6,118.00	\$4,327.00	\$744,349.00	\$23,797.00	\$17,248.00	\$52,645.00	\$854,596.50
PRAIRIE	\$45.00	\$2,636.00	\$900.50	\$962.00	\$350.00	\$136,833.00	\$3,320.00	\$2,521.00	\$7,512.00	\$155,079.50
PULASKI	\$3,390.00	\$97,425.50	\$61,376.00	\$57,730.00	\$24,222.00	\$5,420,180.00	\$207,320.00	\$145,663.00	\$421,201.00	\$6,438,507.50
RANDOLPH	\$230.00	\$93.50	\$125.00	\$1,114.00	\$535.00	\$143,159.00	\$3,086.00	\$2,906.00	\$8,021.00	\$159,269.50

**ARKANSAS LOTTERY COMMISSION**  
**RETAIL SALES BY COUNTY**  
**October 1 through October 31, 2012**

COUNTY	ARKANSAS 50/50	CASH 3	CASH 4	DECADES OF DOLLARS	FAST PLAY	INSTANT SETTLEMENTS	MEGA MILLIONS	NATURAL STATE JACKPOT	POWERBALL	TOTAL SALES FOR COUNTY
SAINT FRANCIS	\$80.00	\$8,147.00	\$5,585.00	\$920.00	\$582.00	\$208,333.00	\$8,089.00	\$4,783.00	\$18,356.00	\$254,875.00
SALINE	\$770.00	\$10,371.00	\$3,597.00	\$12,756.00	\$3,710.00	\$1,065,044.00	\$44,174.00	\$28,171.00	\$92,852.00	\$1,261,445.00
SCOTT	\$80.00	\$315.00	\$70.50	\$372.00	\$336.00	\$105,057.00	\$2,750.00	\$1,938.00	\$6,715.00	\$117,633.50
SEARCY	\$50.00	\$1,834.00	\$754.00	\$836.00	\$1,285.00	\$105,745.00	\$2,456.00	\$1,774.00	\$5,511.00	\$120,245.00
SEBASTIAN	\$1,000.00	\$14,203.00	\$3,264.50	\$8,138.00	\$3,938.00	\$677,487.00	\$46,146.00	\$27,600.00	\$105,403.00	\$887,179.50
SEVIER	\$75.00	\$3,607.00	\$696.00	\$390.00	\$676.00	\$107,804.00	\$2,721.00	\$1,730.00	\$5,690.00	\$123,389.00
SHARP	\$130.00	\$768.50	\$388.50	\$1,000.00	\$767.00	\$186,210.00	\$5,195.00	\$3,779.00	\$10,450.00	\$208,688.00
STONE	\$100.00	\$1,118.00	\$155.00	\$944.00	\$774.00	\$73,486.00	\$3,443.00	\$2,498.00	\$9,828.00	\$92,346.00
UNION	\$285.00	\$35,835.00	\$19,208.00	\$2,692.00	\$3,508.00	\$597,084.00	\$13,993.00	\$8,344.00	\$32,721.00	\$713,670.00
VAN BUREN	\$40.00	\$1,214.50	\$421.50	\$1,354.00	\$1,257.00	\$144,000.00	\$5,622.00	\$4,411.00	\$11,234.00	\$169,554.00
WASHINGTON	\$1,005.00	\$8,067.00	\$4,525.50	\$11,526.00	\$5,305.00	\$1,264,178.00	\$62,489.00	\$25,225.00	\$141,231.00	\$1,523,551.50
WHITE	\$420.00	\$3,357.00	\$1,849.00	\$5,476.00	\$3,552.00	\$998,834.00	\$23,936.00	\$18,525.00	\$48,313.00	\$1,104,262.00
WOODRUFF	\$30.00	\$2,364.50	\$404.50	\$500.00	\$242.00	\$109,683.00	\$2,742.00	\$2,260.00	\$6,558.00	\$124,784.00
YELL	\$90.00	\$538.00	\$146.00	\$1,560.00	\$1,193.00	\$161,686.00	\$6,180.00	\$3,739.00	\$12,441.00	\$187,573.00

<b>GRAND TOTALS</b>	<b>*Arkansas 50/50</b>	<b>*Cash 3</b>	<b>*Cash 4</b>	<b>*Decades of Dollars</b>	<b>*Fast Play</b>	<b>*Instant</b>	<b>*Mega Millions</b>	<b>*Natural State Jackpot</b>	<b>*Powerball</b>	<b>*Totals</b>
	\$18,575.00	\$502,504.50	\$267,161.00	\$249,912.00	\$155,318.00	\$28,530,290.00	\$1,048,309.00	\$673,015.00	\$2,246,414.00	\$33,691,498.50
	*Estimates									

**Arkansas Lottery Commission  
Total Number of Active Retailers  
October 2012**

There were 1,901 active retailers as of October 31, 2012.

**Arkansas Lottery Commission**  
**Statement of Net Position**  
**October 31, 2012**

**ASSETS**

**Current assets:**

Cash and Cash Equivalents	\$ 2,263,110.45
Restricted Assets:	
Cash and cash equivalents	36,471,995.86
Accounts receivable	12,653,889.38
Prepaid items	<u>11,745.78</u>
 Total current assets	 <u>51,400,741.47</u>

**Noncurrent assets:**

Restricted assets:	
Cash and cash equivalents	20,062,040.08
Deposits with Multi-State Lottery Asso.	1,776,235.57
Capital assets:	
Equipment	526,664.88
Leasehold Improvements	498,416.68
Less accumulated depreciation	<u>(545,270.92)</u>
 Total noncurrent assets	 <u>22,318,086.29</u>
 Total assets	 <u><u>\$ 73,718,827.76</u></u>

**LIABILITIES**

**Current liabilities:**

Accounts payable	\$ 624,481.90
Prizes payable	14,708,574.33
Accrued and other liabilities	1,497,101.74
Due to other funds	1,409,157.96
Due to ADHE	33,475,570.10
Compensated absences	<u>233,751.74</u>
 Total current liabilities	 <u>51,948,637.77</u>

**Long-Term liabilities:**

Net OPEB Obligation	<u>727,279.68</u>
 Total liabilities	 <u>52,675,917.45</u>

**Deferred inflows:**

Deferred revenue	<u>315,048.88</u>
------------------	-------------------

**NET ASSETS**

**Net position:**

Invested in capital assets	479,810.64
Restricted:	
Scholarship shortfall fund	20,000,000.00
Retailer fidelity fund	62,040.08
Deposits with Multi-State Lottery Asso.	1,776,235.57
Unclaimed Prize Fund	2,996,425.76
Unrestricted	<u>(4,586,650.62)</u>
 Total net position	 <u>20,727,861.43</u>
 Total liabilities, deferred inflows & net position	 <u><u>\$ 73,718,827.76</u></u>



**Arkansas Lottery Commission**  
**Statement of Revenue, Expenses, and Changes in Net Assets**  
**For the Four Months Ending October 31, 2012**

	Current month	Year to date
<b>Operating revenues:</b>		
Instant ticket sales	\$ 28,682,567.00	\$ 108,251,630.00
Online ticket sales	5,181,763.50	24,056,927.50
Retailer application, fidelity and service fees	41,542.56	191,148.83
Other revenue	<u>                    </u>	<u>2,112.59</u>
Total operating revenues	<u>33,905,873.06</u>	<u>132,501,818.92</u>
 <b>Operating expenses:</b>		
Instant game prizes	19,841,827.55	74,641,911.53
Online game prizes	2,582,476.53	11,632,849.60
Retailer commissions	1,894,952.79	7,385,284.61
Gaming contract costs	1,741,460.62	6,645,018.93
Compensation and benefits	500,776.69	1,802,920.89
Marketing, advertising and promotions	350,221.38	1,201,566.94
General and administrative expenses	126,035.52	508,348.05
Services provided by ADHE	110,000.00	440,000.00
Services provided by Legislative Audit Agency	25,000.00	100,000.00
Legal and professional services	1,089.22	5,497.59
Depreciation	<u>15,179.89</u>	<u>60,719.56</u>
Total operating expenses	<u>27,189,020.19</u>	<u>104,424,117.70</u>
Operating income	6,716,852.87	28,077,701.22
 <b>Nonoperating revenue (expense):</b>		
Interest income	26,292.58	114,364.30
Other Non Operating Income	<u>                    </u>	<u>                    </u>
Income before transfers	6,743,145.45	28,192,065.52
Transfers to:		
Trust Account for ADHE	(6,632,866.03)	(25,163,610.23)
Arkansas Department of Human Services		
Transfers from:		
Transfers from ADHE	<u>                    </u>	<u>0.00</u>
Change in net position	<u>\$ 110,279.42</u>	3,028,455.29
Total net position - beginning		<u>17,699,406.14</u>
Total net position - ending		<u>\$ 20,727,861.43</u>

**Arkansas Lottery Commission**  
**Statement of Revenue, Expenses, and Changes in Net Assets**  
**For the Four Months Ending October 31, 2012**

	CM Actual	%	CM Budget	%	CM Variance	YTD Actual	%	YTD Budget	%	YTD Variance
Operating Revenues										
Instant Games	\$28,682,567.00	84.59	\$31,312,400.00	82.03	\$(2,629,833.00)	\$108,251,630.00	81.70	\$120,707,600.00	82.59	\$(12,455,970.00)
OnLine Games	5,181,763.50	15.28	6,806,600.00	17.83	(1,624,836.50)	24,056,927.50	18.16	25,251,000.00	17.28	(1,194,072.50)
Retailer application, fidelity	41,542.56	0.12	51,800.00	0.14	(10,257.44)	191,148.83	0.14	169,500.00	0.12	21,648.83
Other Revenue	<u>-</u>	-	<u>400.00</u>	0.00	<u>(400.00)</u>	<u>2,112.59</u>	0.00	<u>1,600.00</u>	0.00	<u>512.59</u>
Total Operating Revenues	<u>33,905,873.06</u>	100.00	<u>38,171,200.00</u>	100.00	<u>(4,265,326.94)</u>	<u>132,501,818.92</u>	100.00	<u>146,129,700.00</u>	100.00	<u>(13,627,881.08)</u>
Operating Expenses										
Instant Game Prizes	19,841,827.55	58.52	21,689,389.68	56.82	(1,847,562.13)	74,641,911.53	56.33	83,612,860.60	57.21	(8,970,949.07)
On-Line Game Prizes	2,582,476.53	7.62	3,449,110.32	9.04	(866,633.79)	11,632,849.60	8.78	12,681,139.40	8.68	(1,048,289.80)
Retailer Commissions	1,894,952.79	5.59	2,154,700.00	5.64	(259,747.21)	7,385,284.61	5.57	8,245,800.00	5.64	(860,515.39)
Gaming Contract Costs	1,741,460.62	5.14	1,969,100.00	5.16	(227,639.38)	6,645,018.93	5.02	7,434,600.00	5.09	(789,581.07)
Staff Compensation & Benefits	500,776.69	1.48	513,800.00	1.35	(13,023.31)	1,802,920.89	1.36	1,969,176.00	1.35	(166,255.11)
Marketing, Advertising & Promo	350,221.38	1.03	404,862.00	1.06	(54,640.62)	1,201,566.94	0.91	1,446,597.00	0.99	(245,030.06)
General and administrative ex	126,035.52	0.37	107,060.00	0.28	18,975.52	508,348.05	0.38	442,480.00	0.30	65,868.05
Services Provided by Other Age	135,000.00	0.40	129,200.00	0.34	5,800.00	540,000.00	0.41	516,700.00	0.35	23,300.00
Legal and Professional Service	1,089.22	0.00	7,900.00	0.02	(6,810.78)	5,497.59	0.00	31,650.00	0.02	(26,152.41)
Capital asset depreciation	<u>15,179.89</u>	0.04	<u>16,667.00</u>	0.04	<u>(1,487.11)</u>	<u>60,719.56</u>	0.05	<u>66,667.00</u>	0.05	<u>(5,947.44)</u>
Total Operating Expenses	<u>27,189,020.19</u>	80.19	<u>30,441,789.00</u>	79.75	<u>(3,252,768.81)</u>	<u>104,424,117.70</u>	78.81	<u>116,447,670.00</u>	79.69	<u>(12,023,552.30)</u>
Operating Income	6,716,852.87	19.81	7,729,411.00	20.25	(1,012,558.13)	28,077,701.22	21.19	29,682,030.00	20.31	(1,604,328.78)
Non-Operating Revenue (Expense)										
Interest Income	<u>26,292.58</u>	0.08	<u>26,600.00</u>	0.07	<u>(307.42)</u>	<u>114,364.30</u>	0.09	<u>106,600.00</u>	0.07	<u>7,764.30</u>
Income before transfers	<u>\$ 6,743,145.45</u>	19.89	<u>\$ 7,756,011.00</u>	20.32	<u>\$(1,012,865.55)</u>	<u>\$ 28,192,065.52</u>	21.28	<u>\$29,788,630.00</u>	20.39	<u>\$ (1,596,564.48)</u>

**Arkansas Scholarship Commission**  
**Net Proceeds Transfer to Ed Trust Computation**  
**Modified Cash Basis**  
**For the Four Months Ending October 31, 2012**

	Year to date
<b>Operating revenues:</b>	
Instant ticket SETTLEMENTS	\$ 108,436,779.00
Online ticket sales	24,056,927.50
A/R write-offs	
Retailer application, fidelity and service fees	191,148.83
Other revenue	<u>2,112.59</u>
Total operating revenues	<u>132,686,967.92</u>

<b>Operating expenses:</b>	
Instant game prizes SETTLEMENTS	75,814,572.01
Online game prizes	11,632,849.60
Retailer commissions	7,385,284.61
Gaming contract costs	6,645,018.93
Compensation and benefits	1,802,920.89
Marketing, advertising and promotions	1,201,566.94
General and administrative expenses	508,348.05
Services provided by ADHE	440,000.00
Services provided by Legislative Audit Agency	100,000.00
Legal and professional services	5,497.59
Current year Capital Asset cost	<u>0.00</u>
Total operating expenses	<u>105,536,058.62</u>
Change in net proceeds from operations	27,150,909.30

<b>Nonoperating revenue (expense):</b>	
Interest Income	114,364.30
Other Non Operating Income	
EDUCATION TRUST FUNDING-Current Year	(18,530,744.20)
Less Act 1180 Unclaimed Prizes	(1,996,425.76)
Less Transfer to ADHS	0.00
Less Current year Fidelity Fund fees	(12,807.81) restricted fund
Less Current year MUSL Reserves additions	(92,429.80) see 23-115-103(17) and (19)(A)&(B)

**NET PROCEEDS EARNED-Current Month**

**\$ 6,632,866.03**

	Totals	Transfer	Interest	Total
		\$ 32,790,262.75	\$ 685,307.35	\$ 33,475,570.10
July 2011 funding - 8/12/11		\$ 7,124,686.65	\$ 28,216.33	\$ 7,152,902.98
ADHE Refund for excess funding 8/1/11		\$ 12,430,211.12		\$ 12,430,211.12
June 2011 Audit Adjustments funding - 8/3/11		\$ 60,972.09		\$ 60,972.09
August transfer to ADHE 8/4/11		\$ (60,000,000.00)		\$ (60,000,000.00)
August 2011 funding - 9/14/11		\$ 7,531,880.34	\$ 11,673.25	\$ 7,543,553.59
September 2011 funding - 10/14/11		\$ 6,961,428.55	\$ 11,751.16	\$ 6,973,179.71
October transfer to ADHE 10/13/11		\$ (10,000,000.00)		\$ (10,000,000.00)
June 2011 Audit Adjustments funding - 11/15/11		\$ (102,990.22)		\$ (102,990.22)
October 2011 funding - 11/15/11		\$ 8,121,007.71	\$ 12,698.12	\$ 8,133,705.83
November 2011 funding - 12/15/11		\$ 7,980,208.54	\$ 13,917.97	\$ 7,994,126.51
December 2011 funding - 01/15/12		\$ 7,870,103.23	\$ 18,175.91	\$ 7,888,279.14
January 2012 funding - 02/15/12		\$ 5,500,806.07	\$ 21,940.75	\$ 5,522,746.82
February transfer to ADHE 2/2/12		\$ (45,000,000.00)		\$ (45,000,000.00)
February 2012 funding - 03/15/12		\$ 9,724,929.68	\$ 4,663.90	\$ 9,729,593.58
March 2012 funding - 04/15/12		\$ 12,820,077.29	\$ 7,295.76	\$ 12,827,373.05
April 2012 funding - 05/15/12		\$ 7,053,021.89	\$ 13,165.87	\$ 7,066,187.76
May 2012 funding - 06/15/12		\$ 7,553,944.47	\$ 17,709.57	\$ 7,571,654.04
June 2012 funding - 7/15/12		\$ 9,158,895.89	\$ 20,328.76	\$ 9,179,224.65
July 2012 funding - 8/15/12		\$ 4,727,442.68	\$ 25,058.83	\$ 4,752,501.51
ADHE Refund for excess funding 8/7/12		\$ 6,342,312.00		\$ 6,342,312.00
August transfer to ADHE 8/10/12		\$ (55,000,000.00)		\$ (55,000,000.00)
June 2012 Audit Adjustments funding - 9/15/12		\$ (72,247.92)		\$ (72,247.92)
August 2012 funding - 9/15/12		\$ 7,181,223.09	\$ 12,062.84	\$ 7,193,285.93
September 2012 funding - 10/15/12		\$ 6,576,892.46	\$ 8,064.30	\$ 6,584,956.76
October 2012 funding - 11/15/12		\$ 6,621,349.77	\$ 11,516.26	\$ 6,632,866.03

**Arkansas Lottery Commission**  
**Unclaimed Prizes**  
**October 31, 2012**

	Monthly	Year to Date
1. Unclaimed lottery prize money:	\$445,361.52	\$2,154,810.76
2. Expenditures from unclaimed lottery prize money:	0.00	158,385.00
3. Reserved for future prizes, promotions or reserves:	\$445,361.52	\$1,996,425.76
4. Deposits to net lottery proceeds from unclaimed lottery prize money:	\$0.00	\$0.00

Arkansas Lottery Commission Minority- and Female-Owned Diversity Compliance Report  
October 1 through October 31, 2012

<b>VENDORS</b>	<b>Fiscal 2013 Total</b>	<b>October 2012</b>	<b>Goods or Services</b>	<b>Diversity Classification</b>
GODDESS PRODUCTS	\$562.43	\$189.15	Office Furniture/Supplies	Minority-Owned
SHI INTERNATIONAL CORPORATION	\$4,574.00	\$398.00	Computer Software	Female-Owned
RIDE N SHINE DETAIL	\$59.68		Auto Detail & Cosmetic Repair	Minority-Owned
TRIVIA MARKETING	\$96.68	\$5.43	Advertising/Public Relations	Female-Owned
PARTY PRINTS	\$2,547.58	\$2,547.58	Advertising/Public Relations	Minority-Owned
BSW ADVERTISING	\$4,293.89	\$4,293.89	Advertising/Public Relations	Female-Owned
NORTHEAST ARKANSAS CLEANING SERVICE	\$1,871.63	\$569.63	Janitorial Svcs	Female-Owned
<b>Totals</b>	<b>\$14,005.89</b>	<b>\$8,003.68</b>		

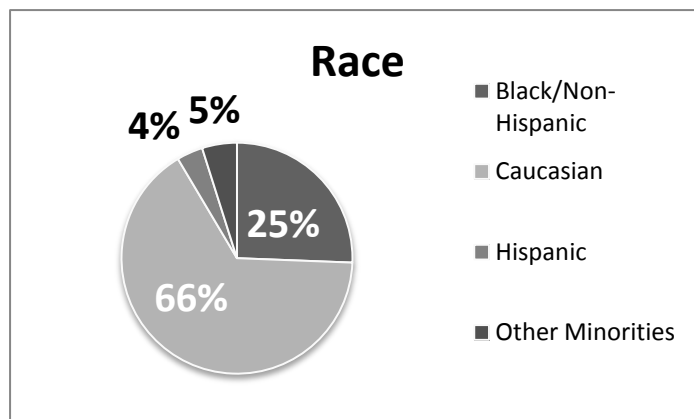
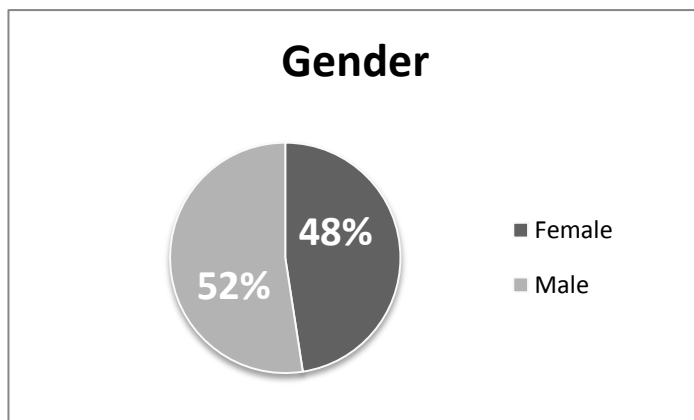
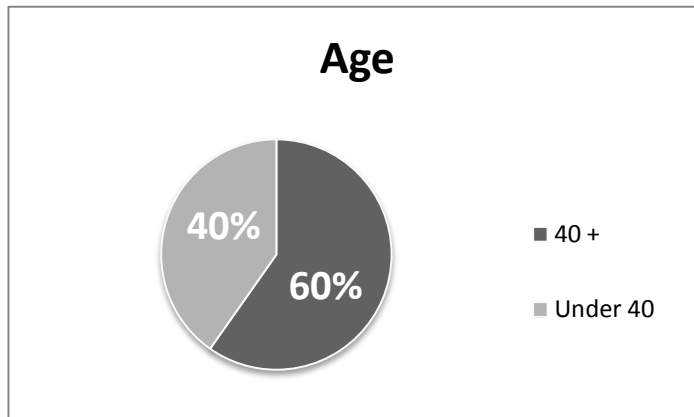
Intralot Minority- and Female-Owned Diversity Compliance Report  
October 1 through October 31, 2012

<b>VENDORS</b>	<b>Fiscal 2013 Total</b>	<b>October 2012</b>	<b>Goods or Services</b>	<b>Diversity Classification</b>
GODDESS PRODUCTS	\$459.58		Office Furniture/Supplies	Minority-Owned
J KELLY REFERRALS AND INFORMATION SVCS, INC	\$56,458.18	\$14,189.99	Call Center/Information Svcs	Minority-Owned
<b>Totals</b>	<b>\$56,917.76</b>	<b>\$14,189.99</b>		

Scientific Games Minority- and Female-Owned Diversity Compliance Report  
October 1 through October 31, 2012

<b>VENDORS</b>	<b>Fiscal 2013 Total</b>	<b>October 2012</b>	<b>Goods or Services</b>	<b>Diversity Classification</b>
MR. KLEAN CARPET AND JANITORIAL SERVICE	\$1,193.20		Janitorial Svcs	Minority-Owned
PREMIER STAFFING	\$823.44		Staffing Svcs	Female-Owned
CENTRAL COPIERS	\$572.40	\$572.40	Office Supplies/Equipment	Female-Owned
EXPEDITED TRANSPORTATION SERVICE	\$42,045.02	\$5,446.48	Transportation Svcs	Female-Owned
<b>Totals</b>	<b>\$44,634.06</b>	<b>\$6,018.88</b>		

**Arkansas Lottery Commission  
Demographics – October 2012**



**Total Number of Employees as of October 31, 2012: 82**

**Gender:**

Females – 39

Males – 43

**Age:**

Under 40 – 33

40 + – 49

**Race:**

**Black/Non-Hispanic – 21**

Female – 13

Male - 8

**Caucasian – 54**

Female - 23

Male - 31

**Hispanic – 3**

Female - 2

Male - 1

**Other – 4**

Female - 1

Male - 3

**Arkansas Lottery Commission – Internal Audit**  
**Arkansas Lottery Commission Legislative Oversight Committee Monthly Report**  
**November 10, 2012**

No issues or problems have been reported to the Arkansas Lottery Commission since the previous report submitted to the Arkansas Lottery Commission Legislative Oversight Committee on October 10, 2012.

**Arkansas Lottery Commission**  
**Instant & Fast Play Games**  
**October 2012**

Sales for the following instant games began October 2, 2012. No ending dates have been determined for these games.

**\$1 Double Dough**

**\$1 Deuces Wild**

**\$2 Buck\$ and Duck\$**

**\$5 Black Pearls**

**\$20 \$1,000,000 Riches**

Sales for the following Fast Play games began October 1, 2012. No ending dates have been determined for these games.

**\$1 Crazy 8's**

**\$1 Hunting for Hundreds**