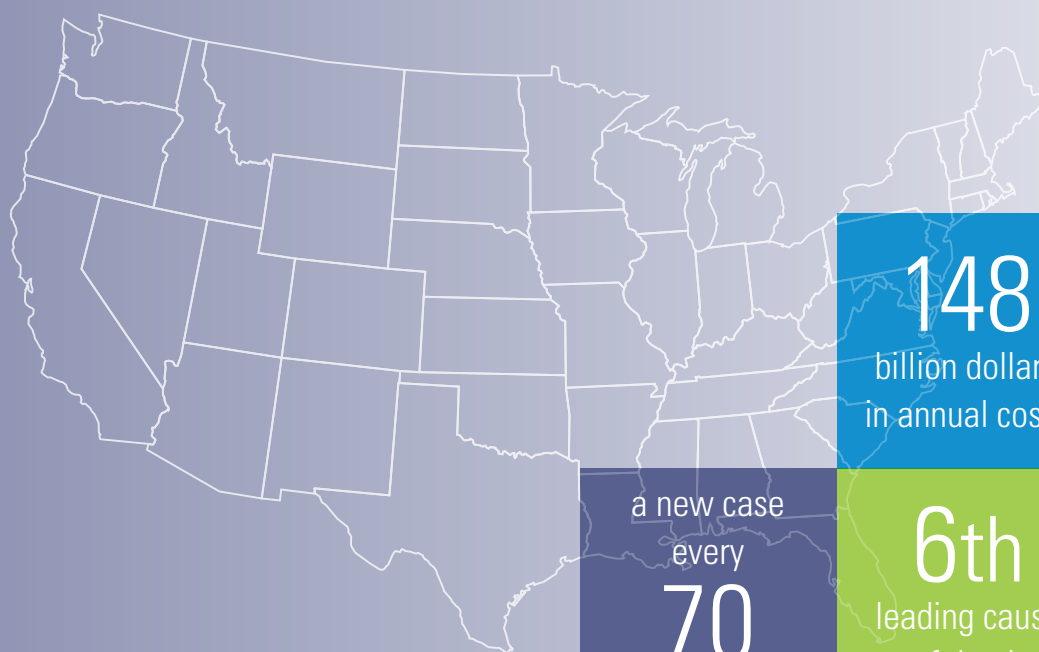


# 2009 Alzheimer's Disease Facts and Figures

Alzheimer's disease triples healthcare costs for Americans aged 65 or older



5.3  
million people  
have Alzheimer's

148  
billion dollars  
in annual costs

9.9  
million unpaid  
caregivers

a new case  
every  
70  
seconds

6th  
leading cause  
of death

## About This Report

*2009 Alzheimer's Disease Facts and Figures* provides a statistical resource for U.S. data related to Alzheimer's disease, the most common type of dementia, as well as other dementias. Background and context for interpretation of the data are contained in the Overview. This includes definitions of the types of dementias and a summary of current knowledge about Alzheimer's disease. Additional sections address prevalence, mortality and lifetime risk of Alzheimer's disease and other dementias, as well as paid and family caregiving and use and costs of care and services. The Special Report for 2009 focuses on the emerging issue of mild cognitive impairment (MCI).

Specific information in this year's *Alzheimer's Disease Facts and Figures* includes:

- Overall number of Americans with Alzheimer's disease nationally and for each state
- Proportion of women and men with Alzheimer's and other dementias
- Estimates for short-term and lifetime risk for developing Alzheimer's disease and other dementias at age 65, 75 and 85, as well as estimates for lifetime risks at age 55
- Number of family caregivers, hours of care provided, economic value of unpaid care nationally and for each state, and the impact of caregiving on caregivers
- New data on family caregiving from state and local public health surveys

- Use and costs of health care, long-term care and hospice care for people with Alzheimer's disease and other dementias
- Impact of Alzheimer's disease on Medicare, Medicaid, U.S. businesses, and individuals and their families
- Number of deaths due to Alzheimer's disease nationally and for each state, and death rates by age, gender and ethnicity
- Emerging importance of understanding the healthy cognition-to-dementia continuum, particularly relationships between MCI and subsequent risk for Alzheimer's disease and other dementias

The Appendix details sources and methods used to derive data presented in this document. Definitions of terms and an extensive reference list are also provided in the Appendix.

This report frequently cites statistics that apply to individuals with all types of dementia. When possible, specific information about Alzheimer's disease is provided; in other cases, the reference may be a more general one of "Alzheimer's disease and other dementias."

## Contents

---

### Overview of Alzheimer's Disease

Dementia: Definition and Specific Types	5
More about Alzheimer's Disease	7
Symptoms of Alzheimer's Disease	7
Risk Factors for Alzheimer's Disease	7
Treatment and Prevention of Alzheimer's Disease	8

---

### Prevalence

Prevalence of Alzheimer's Disease and Other Dementias	10
Prevalence of Alzheimer's Disease and Other Dementias in Women and Men	10
Prevalence of Alzheimer's Disease and Other Dementias by Years of Education	11
Prevalence of Alzheimer's Disease and Other Dementias in African-Americans and Whites	11
Lifetime Risk Estimates for Alzheimer's Disease and Other Dementias	11
Estimates for the Numbers of People with Alzheimer's Disease, by State	14
Causes of Dementia	18
Looking to the Future	19

---

### Mortality

Deaths From Alzheimer's Disease	27
State-by-State Deaths from Alzheimer's Disease	28
Death Rates by Age, Gender and Ethnicity	30
Location of Death	31

---

### Caregiving

Paid Caregivers	33
Family Caregiving	33
Number of Caregivers	33
Hours of Unpaid Care	34
Economic Value of Caregiving	34
Who Are the Caregivers?	34
Long-distance Caregivers	35
Caregiving Tasks	36
Duration of Caregiving	37
Impact of Caregiving on the Caregiver	37
Impact on the Caregiver's Emotional Well-being	38
Impact on the Caregiver's Health	38
Impact on the Caregiver's Employment	38
Impact on the Caregiver's Income and Financial Security	39
Emerging Trends and Issues from New Data	39

---

## Use and Costs of Health Care, Long-term Care and Hospice

Use and Costs of Healthcare Services	48
Use of Healthcare Services by Setting	48
Impact of Coexisting Medical Conditions	49
Costs of Healthcare Services by Setting	51
Costs of Coexisting Medical Conditions	52
Use and Costs of Long-term Care Services	53
Use of Long-term Care Services by Setting	54
Costs of Long-term Care Services by Setting	57
Affordability of Long-term Care Services	57
Long-term Care Insurance	57
Medicaid Costs	58
Out-of-Pocket Costs for Healthcare and Long-term Care Services	58
Use and Costs of Hospice Care	59
Use of Hospice Services	59
Costs of Hospice Services	59

---

## Special Report: Mild Cognitive Impairment and Early-Stage Alzheimer's Disease

Assessing Memory Loss	62
Frequency	62
Outcome	62
Predictors of Progression from MCI to Dementia	63
Treatment	63
The Future	64

---

## Appendix

End Notes	65
References	68
Definitions	73

---

## Tables

Table 1: Common Types of Dementia and Their Typical Characteristics	5
Table 2: Projections by Region and State for Total Numbers of Americans Aged 65 and Older with Alzheimer's	20
Table 3: Percentage Changes in Selected Causes of Death, 2000 and 2006	27
Table 4: Number of Deaths Due to Alzheimer's and Age-Adjusted Rates per 100,000 Population by State, 2005	29
Table 5: U.S. Alzheimer Death Rates (per 100,000) by Age, 2000, 2004 and 2005	30

Table 6: U.S. Alzheimer Death Rates (per 100,000) by Race/Ethnicity and Gender, 2005	30
Table 7: Location of Death for People Aged 65 and Older, 2001	31
Table 8: Number of Alzheimer and Other Dementia Caregivers, Hours of Unpaid Care and Economic Value of the Care by State, 2008	42
Table 9: Family and Other Unpaid Caregivers of People with Alzheimer's, Other Dementias and/or Memory Loss, Washington State, 2007	44
Table 10: Average per Person Payments by Source for Healthcare and Long-term Care Services, Medicare Beneficiaries Aged 65 and Older, with and without Alzheimer's and Other Dementias, 2004	47
Table 11: Percentages of Medicare Beneficiaries Aged 65 and Older with Alzheimer's and Other Dementias, by Specified Coexisting Medical Conditions, 2004	49
Table 12: Average per Person Payments for Healthcare Services, Medicare Beneficiaries Aged 65 and Older with and without Alzheimer's and Other Dementias, 2004	52
Table 13: Average Per Person Payments by Type of Service and Medical Condition, Medicare Beneficiaries with and without Alzheimer's and Other Dementias, 2006	53
Table 14: Cognitive Impairment in Nursing Home Residents by State, 2007	55

## Figures

Figure 1: Estimated Percentage of Americans Aged 71+ with Dementia by Gender, ADAMS, 2002	10
Figure 2: Framingham Estimated Risks for Dementia (All Types) by Age and Sex	12
Figure 3: Framingham Estimated Risks for Alzheimer's by Age and Sex	12
Figure 4: Framingham Estimated Lifetime Risks for Dementia (All Types) by Age and Sex	13
Figure 5: Framingham Estimated Lifetime Risks for Alzheimer's by Age and Sex	13
Figure 6: Estimated Number of People with Alzheimer's by State, 2000	15
Figure 7: Estimated Number of People with Alzheimer's by State, 2025	16
Figure 8: Projected Changes between 2000 and 2025 in Alzheimer Prevalence by State	17
Figure 9: Causes of Dementia in People Aged 71+, ADAMS, 2002	18
Figure 10: Percentage Changes in Selected Causes of Death Between 2000 and 2006	28
Figure 11: Ages of Alzheimer and Other Dementia Caregivers, 2003	35
Figure 12: Percentage of Alzheimer and Other Dementia Caregivers vs. Caregivers of Other Older People Who Provide Help with Specific Daily Tasks, 2003	36
Figure 13: Duration of Caregiving, 2003	37
Figure 14: Hospital Stays for Medicare Beneficiaries Aged 65 and Older with and without Alzheimer's and Other Dementias, 2004	48
Figure 15: Average Per Person Payments for Hospital Care for Medicare Beneficiaries Aged 65 and Older Who Have Alzheimer's and Other Dementias Compared with Other Medicare Beneficiaries, 2004	51
Figure 16: Healthy Cognition-to-Dementia Continuum	61

## Overview of Alzheimer's Disease

---

**Alzheimer's disease  
is the most common  
cause of dementia.**

This section provides information about the definition of dementia, the characteristics of specific types of dementia and the symptoms of, risk factors for and treatment of Alzheimer's disease. More detailed information on these topics is available at [www.alz.org](http://www.alz.org).

# Dementia: Definition and Specific Types

*Dementia* is characterized by loss of or decline in memory and other cognitive abilities. It is caused by various diseases and conditions that result in damaged brain cells. To be classified as dementia, the following criteria must be met:

- It must include decline in memory and in at least one of the following cognitive abilities:
  - 1) Ability to generate coherent speech or understand spoken or written language;
  - 2) Ability to recognize or identify objects, assuming intact sensory function;
  - 3) Ability to execute motor activities, assuming intact motor abilities, sensory function and comprehension of the required task; and

- 4) Ability to think abstractly, make sound judgments and plan and carry out complex tasks.

- The decline in cognitive abilities must be severe enough to interfere with daily life.

Different types of dementia have been associated with distinct symptom patterns and distinguishing microscopic brain abnormalities. Increasing evidence from long-term epidemiological observation and autopsy studies suggests that many people have microscopic brain abnormalities associated with more than one type of dementia. The symptoms of different types of dementia also overlap and can be further complicated by coexisting medical conditions. Table 1 provides information about the most common types of dementia.

Table 1:

## Common Types of Dementia and Their Typical Characteristics

Type of Dementia	Characteristics
Alzheimer’s disease	<p>Most common type of dementia; accounts for 60 to 80 percent of cases.</p> <p>Difficulty remembering names and recent events is often an early clinical symptom; apathy and depression are also often early symptoms. Later symptoms include impaired judgment, disorientation, confusion, behavior changes, and trouble speaking, swallowing and walking.</p> <p>Hallmark abnormalities are deposits of the protein fragment beta-amyloid (plaques) and twisted strands of the protein tau (tangles).</p>
Vascular dementia (also known as multi-infarct or post-stroke dementia or vascular cognitive impairment)	<p>Considered the second most common type of dementia.</p> <p>Impairment is caused by decreased blood flow to parts of the brain, often due to a series of small strokes that block arteries.</p> <p>Symptoms often overlap with those of Alzheimer’s, although memory may not be as seriously affected.</p>
Mixed dementia	<p>Characterized by the presence of the hallmark abnormalities of Alzheimer’s and another type of dementia, most commonly vascular dementia, but also other types, such as dementia with Lewy bodies.</p>

**Table 1 (Continued):****Common Types of Dementia and Their Typical Characteristics**

Type of Dementia	Characteristics
Dementia with Lewy bodies	<p>Pattern of decline may be similar to Alzheimer's, including problems with memory and judgment and behavior changes.</p> <p>Alertness and severity of cognitive symptoms may fluctuate daily.</p> <p>Visual hallucinations, muscle rigidity and tremors are common.</p> <p>Hallmarks include Lewy bodies (abnormal deposits of the protein alpha-synuclein) that form inside nerve cells in the brain.</p>
Parkinson's disease	<p>Many people who have Parkinson's disease develop dementia in the later stages of the disease.</p> <p>The hallmark abnormality is Lewy bodies (abnormal deposits of the protein alpha-synuclein) that form inside nerve cells in the brain.</p>
Frontotemporal dementia	<p>Involves damage to brain cells, especially in the front and side regions of the brain.</p> <p>Typical symptoms include changes in personality and behavior and difficulty with language.</p> <p>No distinguishing microscopic abnormality is linked to all cases.</p> <p>Pick's disease, characterized by Pick's bodies, is one type of frontotemporal dementia.</p>
Creutzfeldt-Jakob disease	<p>Rapidly fatal disorder that impairs memory and coordination and causes behavior changes.</p> <p>Variant Creutzfeldt-Jakob disease is believed to be caused by consumption of products from cattle affected by mad cow disease.</p> <p>Caused by the misfolding of prion protein throughout the brain.</p>
Normal pressure hydrocephalus	<p>Caused by the buildup of fluid in the brain.</p> <p>Symptoms include difficulty walking, memory loss and inability to control urine.</p> <p>Can sometimes be corrected with surgical installation of a shunt in the brain to drain excess fluid.</p>

Mild cognitive impairment (MCI) is a condition in which a person has problems with memory, language or another essential cognitive function that are severe enough to be noticeable to others and show up on tests, but not severe enough to interfere with daily life. Some people with MCI go on to develop dementia.

For others, the symptoms of MCI do not progress to dementia, and some people who have MCI at one point in time later revert to normal cognitive status. To learn more about the potential role of MCI as a transitional state to early Alzheimer's disease, see the section, Special Report: Mild Cognitive Impairment and Early-Stage Alzheimer's Disease.



---

## More about Alzheimer's Disease

In Alzheimer's disease, as in other types of dementia, increasing numbers of nerve cells deteriorate and die. A healthy adult brain has 100 billion nerve cells, or neurons, with long branching extensions connected at 100 trillion points. At these connections, called synapses, information flows in tiny chemical pulses released by one neuron and taken up by the receiving cell. Different strengths and patterns of signals move constantly through the brain's circuits, creating the cellular basis of memories, thoughts and skills.

In Alzheimer's disease, information transfer at the synapses begins to fail, the number of synapses declines and eventually cells die. Brains with advanced Alzheimer's show dramatic shrinkage from cell loss and widespread debris from dead and dying neurons.

## Symptoms of Alzheimer's Disease

Alzheimer's disease can affect different people in different ways, but the most common symptom pattern begins with gradually worsening difficulty in remembering new information. This is because disruption of brain cells usually begins in regions involved in forming new memories. As damage spreads, individuals also experience confusion, disorganized thinking, impaired judgment, trouble expressing themselves and disorientation to time, space and location, which may lead to unsafe wandering and socially inappropriate behavior. In advanced Alzheimer's, people need help with bathing, dressing, using the bathroom, eating and other daily activities. Those in the final stages of the disease lose their ability to communicate, fail to recognize loved ones and become bed-bound and reliant on 24/7 care. Alzheimer's disease is ultimately fatal.

Although families generally prefer to keep the person with Alzheimer's at home as long as possible, most people with the disease eventually need more assistance than families can provide, and they move into a nursing home or another residence where professional care is available.

## Risk Factors for Alzheimer's Disease

Although the cause or causes of Alzheimer's disease are not yet known, most experts agree that Alzheimer's, like other common chronic conditions, probably develops as a result of multiple factors rather than a single cause.

The greatest risk factor for Alzheimer's disease is advancing age. Most Americans with Alzheimer's disease are aged 65 or older, although individuals younger than age 65 can also develop the disease.

When Alzheimer's or other dementia is recognized in a person under age 65, these conditions are referred to as "younger-onset" or "early-onset" Alzheimer's or "younger-onset" or "early-onset" dementia.

A small percentage of Alzheimer's disease cases, probably less than 5 percent, is caused by rare genetic variations found in a small number of families worldwide. In these inherited forms of Alzheimer's, the disease tends to develop before age 65, sometimes in individuals as young as 30.

A genetic factor in late-onset Alzheimer's disease (Alzheimer's disease developing at age 65 or older) is apolipoprotein E-e4 (APOE-e4). APOE-e4 is one of three common forms of the APOE gene, which provides the blueprint for a protein that carries cholesterol in the bloodstream. Everyone inherits one form of the APOE gene from each of his or her parents. Those who inherit one APOE-e4 gene have increased risk of developing Alzheimer's disease. Those who inherit two APOE-e4 genes have an even higher risk. However, inheriting one or two copies of the gene does not guarantee that the individual will develop Alzheimer's.

---

## Treatment and Prevention of Alzheimer's Disease

No treatment is available to slow or stop the deterioration of brain cells in Alzheimer's disease. The U.S. Food and Drug Administration has approved five drugs that temporarily slow worsening of symptoms for about six to 12 months, on average, for about half of the individuals who take them. Based on deepening insight into the underlying biology of Alzheimer's and emerging conceptual frameworks for understanding the disease, researchers have identified treatment strategies that may have the potential to change its course. A number of experimental therapies are in clinical testing in human volunteers.

Despite the current lack of disease-modifying therapies, studies have consistently shown that active medical management of Alzheimer's and other dementias can significantly improve quality of life through all stages of the disease for diagnosed individuals and their caregivers. Active management includes appropriate use of available treatment options, effective integration of coexisting conditions into the treatment plan, and use of supportive services such as counseling, activity and support groups and adult day center programs.

Many scientists consider the emerging field of prevention one of the most exciting recent developments in the dementia research arena. A growing body of evidence suggests that the health of the brain—one of the body's most highly vascular organs—is closely linked to the overall health of the heart and blood vessels. Some data indicate that management of cardiovascular risk factors, such as high cholesterol, Type 2 diabetes, high blood pressure and overweight, may help avoid or delay cognitive decline. Additional evidence points to a significant role for regular physical exercise in maintaining lifelong cognitive health. More limited data suggest that a low-fat diet rich in fruits and vegetables may support brain health, as may a robust social network and a lifetime of intellectual curiosity and mental stimulation.

## Prevalence

---

**Millions of  
Americans now  
have Alzheimer's  
disease or other  
dementia.**

More women than men have Alzheimer's and other dementias, primarily because women live longer, on average, than men, and their longer life expectancy increases the time during which they could develop Alzheimer's or other dementia.

The prevalence of Alzheimer's and other dementias also differs by education; those with fewer years of education appear to have higher rates of Alzheimer's and other dementias. Some researchers believe that having more years of education (compared with those with fewer years) provides a "cognitive reserve" that allows individuals to compensate for symptoms of Alzheimer's or other dementia. However, it is generally believed that these differences reflect socioeconomic factors such as higher rates of disease and less access to medical care in lower socioeconomic groups. Racial and ethnic differences in rates of Alzheimer's disease and other dementias have also been reported, although differences have not been consistently found.

The number of Americans with Alzheimer's and other dementias is increasing every year because of the steady growth in the older population. The number will continue to increase and escalate rapidly in the coming years as the baby boom generation ages.

Figures from different studies on the prevalence and characteristics of people with Alzheimer's and other dementias vary, depending on how each study was conducted. Data from several studies are used in this section to describe the prevalence of these conditions and the proportion of people with the conditions by gender, years of education, race and cause of dementia. Data sources and methodologies are described, and more detailed information is contained in the End Notes section in the Appendix. Estimates of lifetime risk of Alzheimer's disease and other dementias are also briefly discussed.

## Prevalence of Alzheimer's Disease and Other Dementias

Currently, an estimated 5.3 million Americans of all ages have Alzheimer's disease. This figure includes 5.1 million people aged 65 and older<sup>A1</sup> and 200,000 individuals under age 65 who have younger-onset Alzheimer's.<sup>1</sup> Based on these estimates, approximately 500,000 Americans under age 65 have Alzheimer's or other dementia. Of these, about 40 percent are estimated to have Alzheimer's disease.

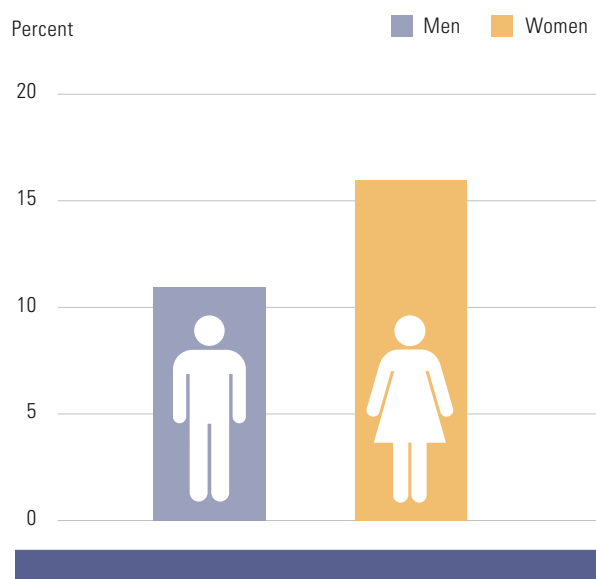
- One in eight persons aged 65 and older (13 percent) have Alzheimer's disease.<sup>A2</sup>
- Every 70 seconds, someone in America develops Alzheimer's disease. By mid-century, someone will develop Alzheimer's every 33 seconds.<sup>A3</sup>

## Prevalence of Alzheimer's Disease and Other Dementias in Women and Men

Women are more likely than men to have Alzheimer's disease and other dementias. Based on estimates from the Aging, Demographics, and Memory Study (ADAMS), 14 percent of all people aged 71 and older have dementia.<sup>2,A4</sup> As shown in Figure 1, women aged 71 and older had higher rates than men: 16 percent for women and 11 percent for men. The 2008 estimate is that 2.4 million women and 1 million men aged 71 and older have dementia.

**Figure 1:**

### Estimated Percentage of Americans Aged 71+ with Dementia by Gender, ADAMS, 2002



Created from data from Plassman et al.<sup>2</sup>

Further analysis of these data shows that the larger proportion of older women than men who have dementia is primarily explained by the fact that women live longer, on average, than men.<sup>2</sup> Likewise, many studies of the age-specific incidence (new cases) of dementia have found no significant difference by gender.<sup>3,4,5,6,7</sup>

The same is true for Alzheimer's disease. The larger proportion of older women than men who have Alzheimer's disease is believed to be explained by the fact that women live longer.<sup>2</sup> Again, many studies of the age-specific incidence of Alzheimer's disease show no significant difference for women and men.<sup>3,6,7,8,9,10,11</sup> Thus, it appears that gender is not a risk factor for Alzheimer's disease or other dementia once age is taken into account. Essentially, women are more likely to have Alzheimer's disease and other dementias because they live long enough to develop these conditions and generally live longer than men.

## **Prevalence of Alzheimer's Disease and Other Dementias by Years of Education**

People with fewer years of education appear to be at higher risk for Alzheimer's and other dementias than those with more years of education. Studies of the prevalence of dementia show that having fewer years of education is associated with greater likelihood of having dementia,<sup>2,12</sup> and incidence studies show that having fewer years of education is associated with a greater risk of developing dementia.<sup>5,6,13</sup> One study found, for example, that people with less than 12 years of education had a 15 percent greater risk of developing dementia than people with 12 to 15 years of education and a 35 percent greater risk of developing dementia than people with more than 15 years of education.<sup>6</sup>

Similar findings have been reported for Alzheimer's disease. Studies of the prevalence of Alzheimer's disease show that having fewer years of education is associated with higher likelihood of having Alzheimer's disease,<sup>2,12</sup> and incidence studies show that having fewer years of education is associated with greater risk of developing Alzheimer's disease.<sup>6,9,13,14</sup>

A number of researchers have noted that years of education may be a surrogate marker for factors that affect access to education, such as socioeconomic status and where one lived as a child.<sup>14,15</sup> Attaining fewer years of education is generally related to additional factors, such as lower levels of occupational attainment and higher prevalence of physical health conditions in adulthood, that are also associated with the development of dementia.

## **Prevalence of Alzheimer's Disease and Other Dementias in African-Americans and Whites**

African-Americans are frequently reported to be more likely than whites to have Alzheimer's disease and other dementias. However, more detailed analysis of these relationships indicates that the differences may be largely explained by factors other than race. Most analyses that examined racial differences in Alzheimer's and other dementias, and have simultaneously looked at age, gender, years of education and comorbid conditions, report significant differences on the basis of race do not persist.<sup>2,4,5,6,12,16</sup>

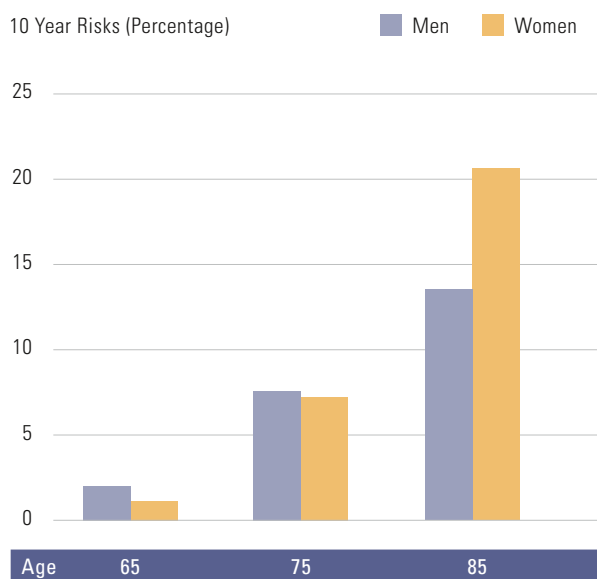
Researchers examining racial differences in risk factors for Alzheimer's disease only have reported similar findings. Most analyses that have combined age, gender, years of education, African-American versus white race, and apolipoprotein E (APOE) status have found that the higher prevalence of Alzheimer's disease in African-Americans is primarily explained by these other factors, or that their increased risk is greatly reduced once these factors are taken into account.<sup>2,4,5,6,9,12</sup>

## **Lifetime Risk Estimates for Alzheimer's and Other Dementias**

The Framingham original study population was used to estimate short-term (10-year), intermediate (20- and 30-year) and lifetime risks for Alzheimer's disease, as well as overall risk for any dementia.<sup>17,A5</sup> Nearly 2,800 persons 65 years of age and free of dementia were identified in 1975 and provided the

**Figure 2:**

### Framingham Estimated Risks for Dementia (All Types) by Age and Sex

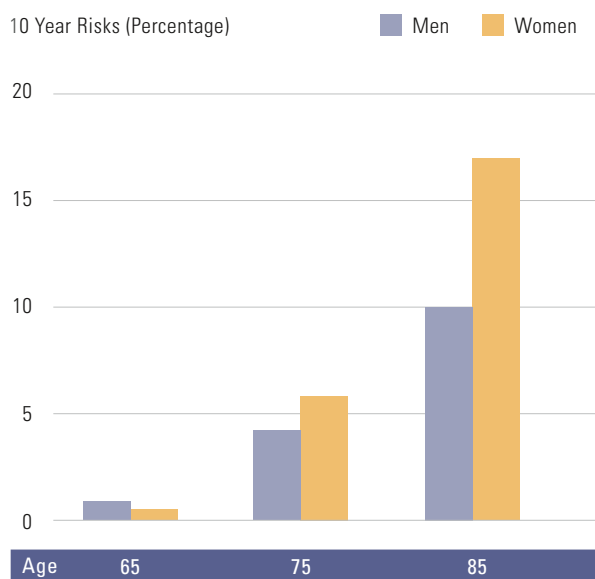


Created from data from Seshadri et al.<sup>17</sup>

basis for an incidence study of dementia, as well as Alzheimer's disease. This group (cohort) was followed for up to 29 years. Key findings included significantly higher lifetime risk for both dementia and Alzheimer's in women compared to men. More than 20 percent of women reaching the age of 65 would ultimately develop dementia (estimated lifetime risk), compared to approximately 17 percent of men. For Alzheimer's, the estimated lifetime risk was nearly one in five for women compared to one in 10 for men. Unpublished data from Framingham indicated that at age 55, the estimated lifetime risk for Alzheimer's was 17 percent in women (approximately one in six women), compared to 9 percent in men (nearly one in 10 men). The unpublished data for any dementia in women who reached 55 was 21 percent, and for men 14 percent.<sup>18</sup>

**Figure 3:**

### Framingham Estimated Risks for Alzheimer's by Age and Sex



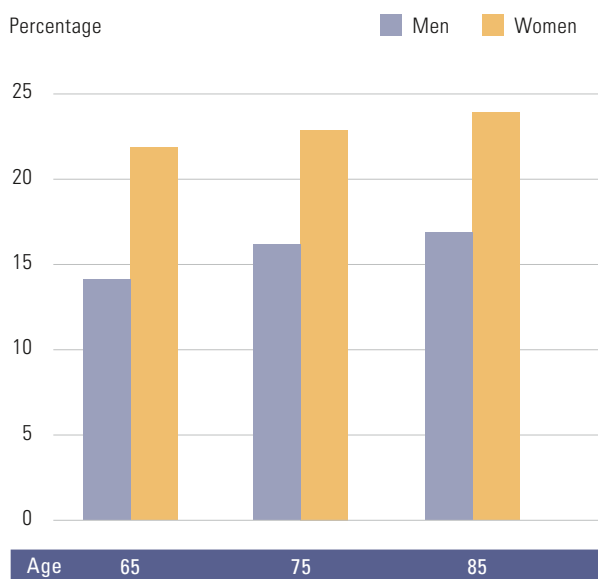
Created from data from Seshadri et al.<sup>17</sup>

Increases in short- and intermediate-term risks for dementia and Alzheimer's were seen not only at age 65, but also were markedly increased at ages 75 and 85 for both women and men. However, compared with women, the risks were not as high in men. Figures 2, 3, 4 and 5 present 10-year risks for men and women for dementia and Alzheimer's, as well as estimated lifetime risks for these disorders. Again, these differences in lifetime risks for women compared with men are largely due to the longer life expectancy for women.

For women, at age 65, the short-term risk for developing dementia over the next 10 years is approximately 1 percent. However, at age 75, for women, the risk of developing dementia over the next 10 years jumps more than sevenfold, and at 85, the risk skyrockets to 20-fold. Similar dramatic increases are seen for Alzheimer's disease. The risk scenario for men follows a similar trajectory.

**Figure 4:**

### Framingham Estimated Lifetime Risks for Dementia (All Types) by Age and Sex



Created from data from Seshadri et al.<sup>17</sup>

The Framingham lifetime risk estimates for women are above 20 percent for dementia and clearly higher in women than in men. Although the concept of lifetime risk generally reflects the risk from birth to death, dementia is a condition that usually occurs after age 65. While there is an important minority of people with younger-onset Alzheimer's, the dementia risk prior to age 65 is relatively modest. Estimating the risk in people who have reached the age of at least 65 dementia-free provides a reasonable estimate of lifetime risk in the bulk of the population at risk for dementia.

**Figure 5:**

### Framingham Estimated Lifetime Risks for Alzheimer's by Age and Sex



Created from data from Seshadri et al.<sup>17</sup>

The definition of Alzheimer's disease and other dementias used in the Framingham study required documentation of moderate to severe disease as well as symptoms lasting a minimum of six months. As a result of these requirements, the Framingham study estimates are considered to be conservative. Thus, when one considers the numbers of people with mild to moderate levels of dementia, as well as those with dementia for less than six months' duration, the current and future numbers of people at risk for Alzheimer's disease and other dementias far exceed those stated in the Framingham study.

---

## Estimates for the Numbers of People with Alzheimer's Disease, by State

As reflected in Table 2, the projected number of people aged 65 and older with Alzheimer's disease varies by region of the country, as well as by state. The table presents the estimated numbers of people with Alzheimer's disease by age groups 65 years and older. The projections are presented by region and state for the years 2000, 2010, 2020 and 2025. The percentage change in Alzheimer's between 2000 and each of the subsequent time periods is also shown. Comparable projections for prevalence data on dementia by state are not available.

Not only is there substantial variability by state in the projected numbers of people with Alzheimer's, but this variability is also reflected between regions of the country. (See Figures 6 and 7 for estimated numbers of people with Alzheimer's in 2000 and 2025.) Some of the difference is clearly due to where the 65-and-older population resides within the United States. However, between 2000 and 2025, it also is clear that across the country, states and regions are expected to experience double-digit percentage increases overall in the numbers of people with Alzheimer's. Compared with the numbers of people with Alzheimer's estimated for 2000, the South, Midwest and West are expected to experience increases that will result in 30–50 percent (and greater) increases over the 25-year period. Some states in the West (Alaska, Colorado, Idaho, Nevada, Utah and Wyoming) are projected to experience a doubling (or more) of their populations aged 65 and older with Alzheimer's.

The increased numbers of people with Alzheimer's will have a marked impact on states' infrastructures and health-care systems, not to mention on families and caregivers. Although the projected increases in the Northeast are not nearly as marked as those in other regions of the United States, it should be noted that this section of the country is the residence of a large proportion of people aged 65 and older with Alzheimer's.

This table also underscores the fact that the impact of Alzheimer's is not equal across the age groups constituting people aged 65 and older. Although there are dramatic increases in Alzheimer's disease across the elderly age groups, an especially significant impact is expected to occur in the 85 and older age groups.

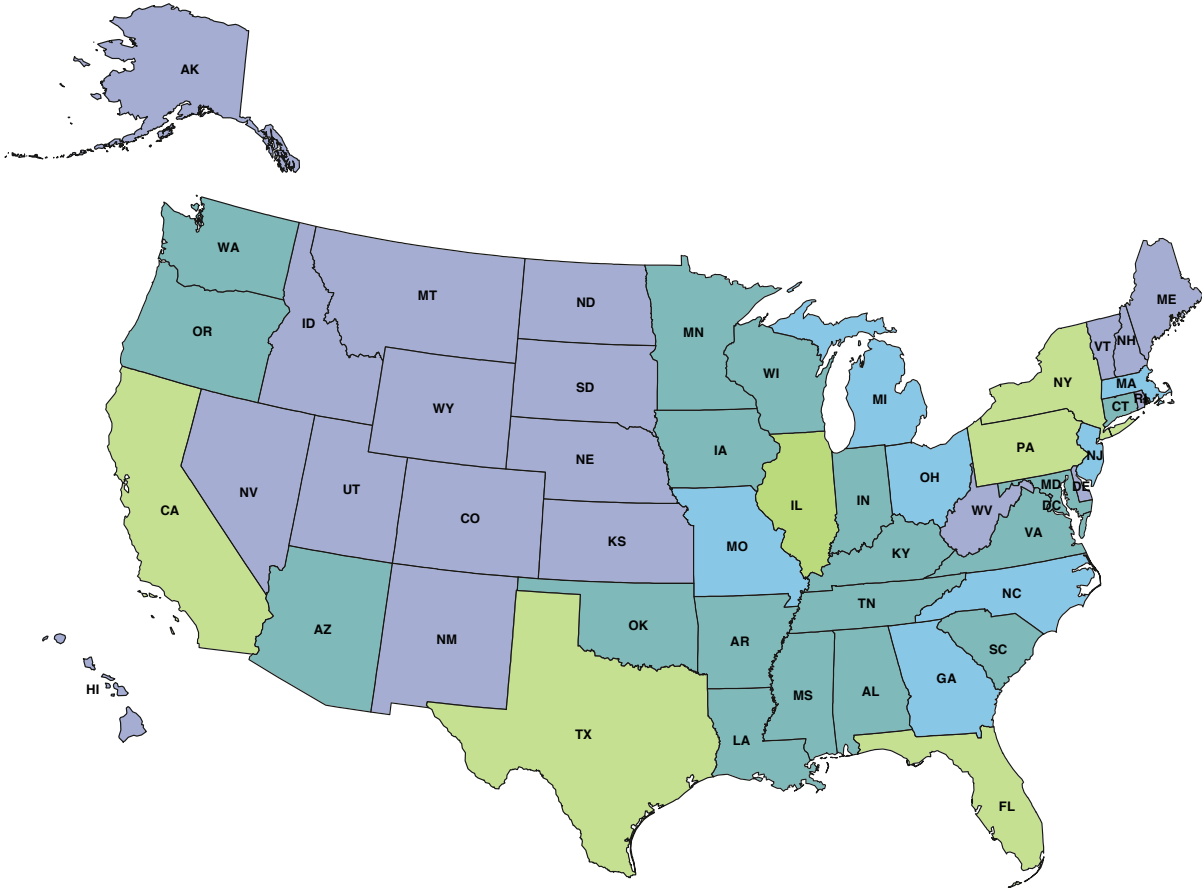
The final color-coded map of the United States in this section (Figure 8) provides an overview of the amount of change in the proportion of the U.S. population that is expected to be aged 65 and older between 2000 and 2025. Of particular note are the states that are anticipated to experience growth exceeding 80 percent.



Figure 6:

Estimated Number of People with Alzheimer’s by State, 2000

500,000+    201,000 – 499,000    101,000 – 200,000    51,000 – 100,000    50,000 or less

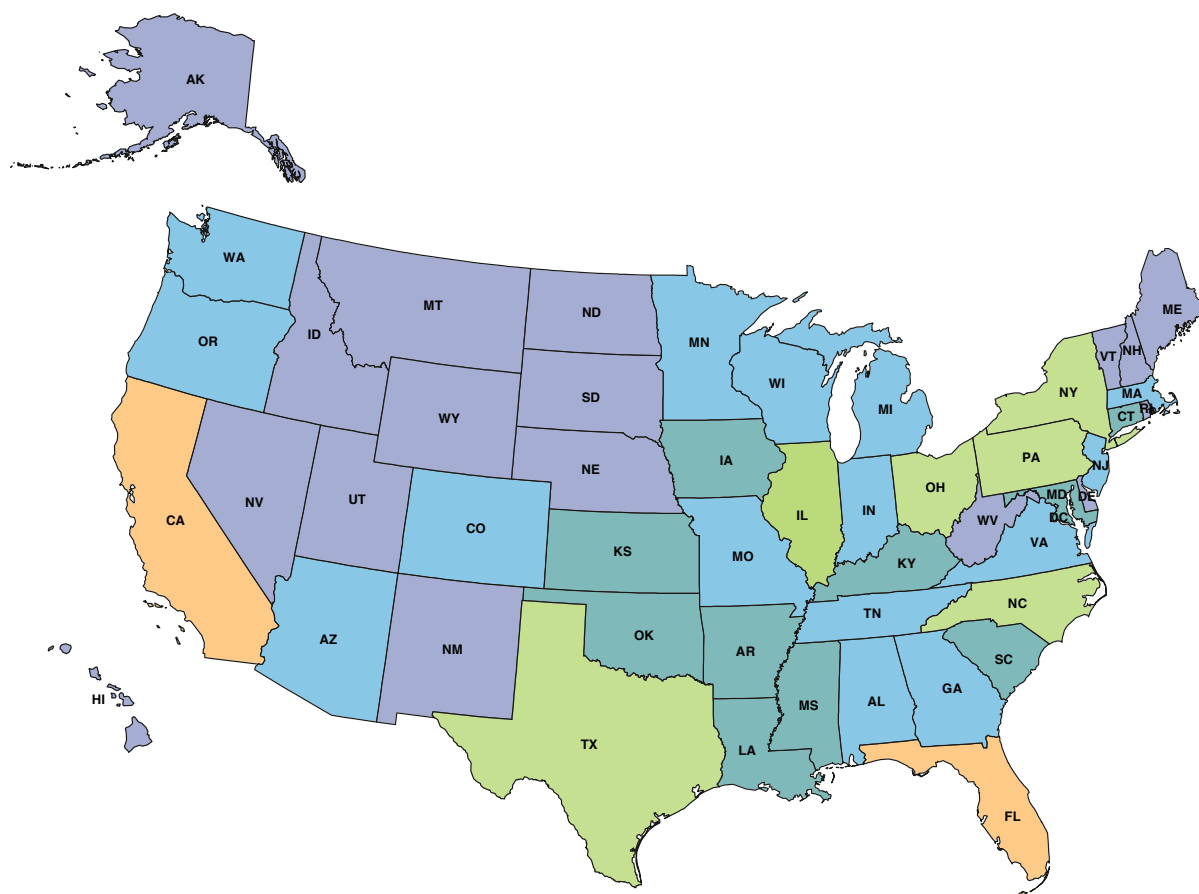


Created from data from Hebert et al. <sup>19, A7</sup>

Figure 7:

### Estimated Number of People with Alzheimer's by State, 2025

500,000+    201,000 – 499,000    101,000 – 200,000    51,000 – 100,000    50,000 or less

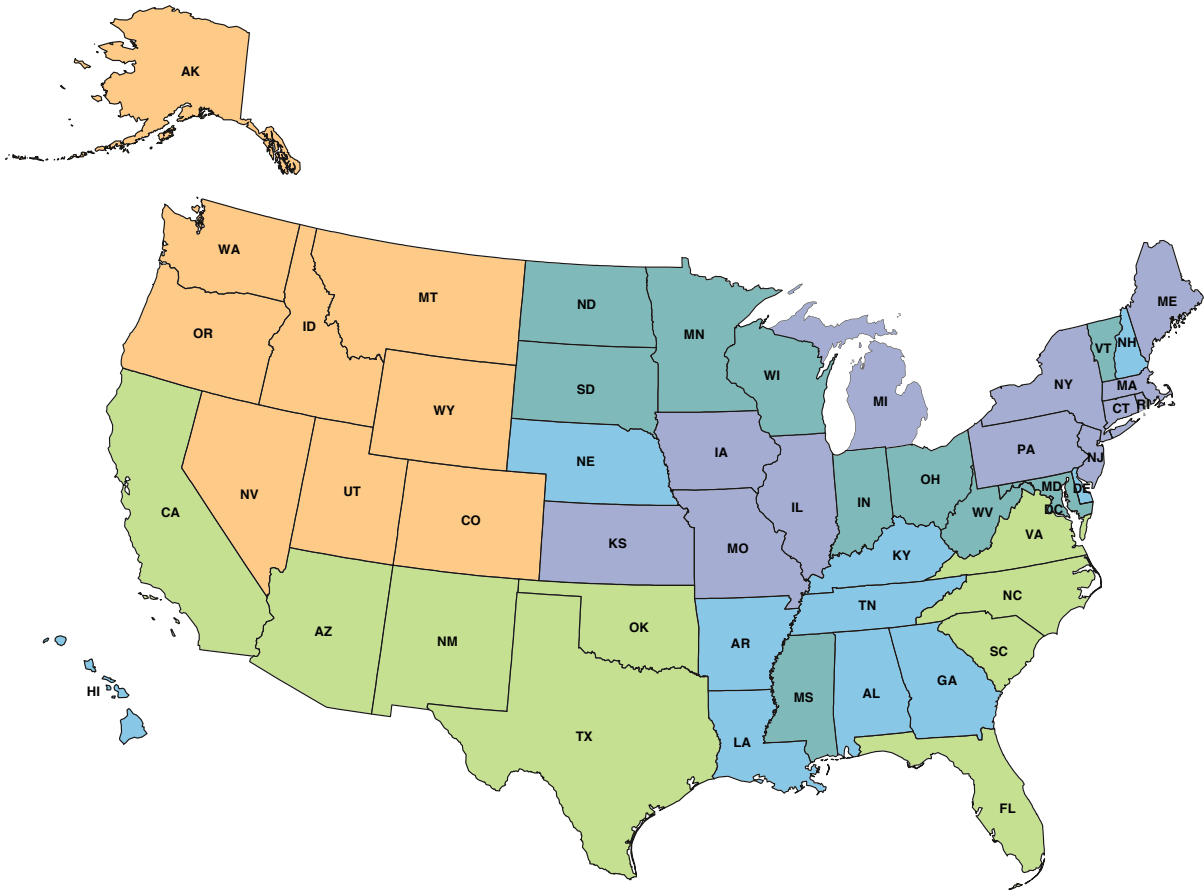


Created from data from Hebert et al.<sup>19, A7</sup>

Figure 8:

Projected Changes Between 2000 and 2025 in Alzheimer Prevalence by State

81.1% – 127.0%    49.1% – 81.0%    31.1% – 49.0%    24.1% – 31.0%    0 – 24.0%



Created from data from Hebert et al. <sup>19, A7</sup>

## Causes of Dementia

Alzheimer's disease is the most frequent cause of dementia. As shown in Figure 9, Alzheimer's accounts for 70 percent of all cases of dementia in Americans aged 71 and older.<sup>2</sup> Vascular dementia accounts for 17 percent of cases of dementia, and other diseases and conditions, including Parkinson's disease, Lewy body disease, frontotemporal dementia and normal pressure hydrocephalus, account for the remaining 13 percent.\*

The proportion of cases of dementia attributable to Alzheimer's disease increases with age. In people aged 90 and older, Alzheimer's disease accounts for 80 percent of all dementias compared with 47 percent for people aged 71–79.

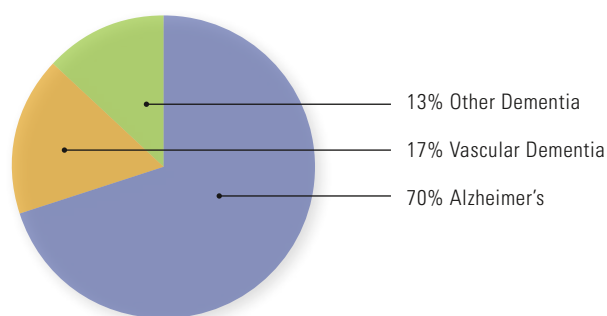
However, data are beginning to emerge to suggest that attribution of dementia to specific types may not be as clear cut as previously believed. The study by Schneider and colleagues reports that most older community-dwelling residents (mean age at death, approximately 88 years) have changes in the brain suggestive of disease, and that those with dementia often have evidence of multiple types of brain disease.<sup>20</sup>

Of the first 141 autopsies, 80 examined brain tissue from people with intermediate or high likelihood of having Alzheimer's based on clinical evaluation, which included medical history, neuropsychological tests and physical examination with an emphasis on neurologic function.

Less than half of the 80 autopsies showed evidence of Alzheimer's alone. Nearly a third showed evidence of Alzheimer's and infarcts; 15 percent showed evidence of Alzheimer's and Parkinson's disease/Lewy body disease; 5 percent showed evidence of all three diseases; and 2.5 percent showed evidence of Alzheimer's and brain disease other than infarcts and Parkinson's disease/Lewy body disease. Although 50 percent of participants with no or low likelihood of having Alzheimer's disease based on clinical evaluation also had no evidence of dementia on autopsy, approximately one-third showed evidence of brain infarcts. Thus, there is reason to believe that the causes of dementia may be much more complicated than originally believed.

**Figure 9:**

### Causes of Dementia in People Aged 71+, ADAMS, 2002



Created from data from Plassman et al. <sup>2</sup>

\*These data reflect the conclusions of an expert panel of physicians and psychologists about the primary cause of dementia in each subject found to have dementia in the Aging, Demographics, and Memory Study (ADAMS).<sup>2</sup> Some subjects were also given secondary diagnoses in recognition of the growing awareness that dementia is often associated with more than one disease or condition. See Table 1 in the section *Overview of Alzheimer's Disease* for a brief explanation of "mixed dementia," that is, dementia with symptoms and brain abnormalities associated with two or more diseases and conditions, for example, Alzheimer's disease and vascular dementia.

---

## Looking to the Future

The number of Americans surviving into their 80s and 90s and beyond is expected to grow because of advances in medicine and medical technology, as well as social and environmental conditions. Since the incidence and prevalence of Alzheimer's disease and other dementias increase with age, the number of people with these conditions will also grow rapidly.

- In 2000, there were an estimated 411,000 new (incident) cases of Alzheimer's disease. By 2010, that number is expected to increase to 454,000 new cases per year; by 2029, to 615,000; and by 2050, to 959,000.<sup>21</sup>
- In 2011, the first baby boomers will turn 65. By 2029, all baby boomers will be at least 65 years old.
- The 85 years and older population currently comprises nearly 50 percent of the individuals with Alzheimer's disease, or about 2.7 million people. By the time the first wave of baby boomers reaches age 85 years (2031), there will be an estimated 3.5 million people aged 85 and older with Alzheimer's.<sup>22, A6</sup>
- The number of people aged 65 and older with Alzheimer's disease is estimated to reach 7.7 million in 2030, more than a 50 percent increase from the 5.1 million aged 65 and older who are currently affected.<sup>22</sup>
- By 2050, the number of individuals aged 65 and older with Alzheimer's is projected to number between 11 million and 16 million—unless medical breakthroughs identify ways to prevent or more effectively treat the disease. Barring such developments, by that date, more than 60 percent of people with Alzheimer's disease will be aged 85 or older.<sup>22</sup>

**Table 2:****Projections by Region and State for Total Numbers of Americans Aged 65 and Older with Alzheimer's**

Northeast*	Year	Projected Number (in 1,000s) with Alzheimer's by Age Group			Percentage Change in Alzheimer's (Compared to 2000)	
		65-74	75-84	85+	Total	
Connecticut	2000	3.6	35.0	30.0	68.0	
	2010	2.8	30.0	37.0	70.0	3
	2020	3.6	29.0	38.0	70.0	3
	2025	3.9	34.0	38.0	76.0	12
Maine	2000	1.6	13.0	10.0	25.0	
	2010	1.2	12.0	12.0	25.0	0
	2020	1.7	12.0	12.0	25.0	0
	2025	2.0	14.0	12.0	28.0	12
Massachusetts	2000	6.6	61.0	52.0	120.0	
	2010	5.1	54.0	64.0	120.0	0
	2020	6.8	51.0	66.0	120.0	0
	2025	7.5	61.0	67.0	140.0	17
New Hampshire	2000	1.2	9.8	8.0	19.0	
	2010	1.0	9.9	11.0	22.0	16
	2020	1.4	10.0	12.0	23.0	21
	2025	1.7	13.0	12.0	26.0	37
New Jersey	2000	9.1	80.0	63.0	150.0	
	2010	7.5	73.0	74.0	150.0	0
	2020	9.4	71.0	77.0	160.0	7
	2025	10.0	83.0	79.0	170.0	13
New York	2000	20.0	170.0	140.0	330.0	
	2010	16.0	150.0	150.0	320.0	-3
	2020	20.0	150.0	160.0	330.0	0
	2025	21.0	170.0	160.0	350.0	6
Pennsylvania	2000	17.0	150.0	110.0	280.0	
	2010	12.0	130.0	140.0	280.0	0
	2020	15.0	120.0	130.0	260.0	-7
	2025	17.0	140.0	130.0	280.0	0
Rhode Island	2000	1.3	12.0	10.0	24.0	
	2010	0.9	10.0	13.0	24.0	0
	2020	1.2	9.1	12.0	23.0	-4
	2025	1.4	11.0	12.0	24.0	0
Vermont	2000	0.6	5.2	4.4	10.0	
	2010	0.5	5.1	5.3	11.0	10
	2020	0.8	5.2	5.5	12.0	20
	2025	0.9	6.5	5.6	13.0	30

**Table 2 (Continued):**

Midwest*	Year	Projected Number (in 1,000s) with Alzheimer's by Age Group			Total	Percentage Change in Alzheimer's (Compared to 2000)
		65-74	75-84	85+		
Illinois	2000	12.0	110.0	89.0	210.0	
	2010	10.0	98.0	100.0	210.0	0
	2020	13.0	97.0	110.0	220.0	5
	2025	14.0	110.0	110.0	240.0	14
Indiana	2000	6.6	54.0	42.0	100.0	
	2010	5.9	55.0	54.0	120.0	20
	2020	7.0	56.0	58.0	120.0	20
	2025	8.4	65.0	60.0	130.0	30
Iowa	2000	3.3	32.0	30.0	65.0	
	2010	3.0	30.0	36.0	69.0	6
	2020	3.6	30.0	38.0	71.0	9
	2025	4.2	34.0	39.0	77.0	18
Kansas	2000	2.6	25.0	23.0	50.0	
	2010	2.3	24.0	26.0	53.0	6
	2020	3.2	25.0	28.0	56.0	12
	2025	3.7	30.0	29.0	62.0	24
Michigan	2000	11.0	89.0	67.0	170.0	
	2010	8.3	82.0	85.0	180.0	6
	2020	10.0	77.0	86.0	170.0	0
	2025	12.0	90.0	87.0	190.0	12
Minnesota	2000	4.5	43.0	40.0	88.0	
	2010	4.0	41.0	50.0	94.0	7
	2020	5.4	43.0	53.0	100.0	14
	2025	6.4	51.0	56.0	110.0	25
Missouri	2000	6.5	55.0	48.0	110.0	
	2010	5.6	53.0	55.0	110.0	0
	2020	7.2	53.0	57.0	120.0	9
	2025	8.3	63.0	58.0	130.0	18
Nebraska	2000	1.7	16.0	15.0	33.0	
	2010	1.6	16.0	19.0	37.0	12
	2020	2.1	17.0	21.0	39.0	18
	2025	2.4	20.0	21.0	44.0	33
North Dakota	2000	0.8	7.5	7.3	16.0	
	2010	0.7	7.7	9.8	18.0	13
	2020	0.8	7.3	11.0	19.0	19
	2025	1.0	8.4	11.0	20.0	25

**Table 2 (Continued):**

Midwest (continued)	Year	Projected Number (in 1,000s) with Alzheimer's by Age Group			Total	Percentage Change in Alzheimer's (Compared to 2000)
		65-74	75-84	85+		
Ohio	2000	13.0	110.0	82.0	200.0	
	2010	11.0	110.0	110.0	230.0	15
	2020	13.0	100.0	120.0	230.0	15
	2025	15.0	120.0	120.0	250.0	25
South Dakota	2000	0.9	8.1	7.7	17.0	
	2010	0.8	8.0	9.7	19.0	12
	2020	1.0	7.8	10.0	19.0	12
	2025	1.2	9.2	11.0	21.0	24
Wisconsin	2000	5.7	51.0	45.0	100.0	
	2010	4.9	49.0	55.0	110.0	10
	2020	6.4	49.0	58.0	110.0	10
	2025	7.5	58.0	60.0	130.0	30

South*	Year	Projected Number (in 1,000s) with Alzheimer's by Age Group			Total	Percentage Change in Alzheimer's (Compared to 2000)
		65-74	75-84	85+		
Alabama	2000	5.6	44.0	35.0	84.0	
	2010	5.2	44.0	41.0	91.0	8
	2020	6.9	47.0	44.0	99.0	18
	2025	7.8	56.0	46.0	110.0	31
Arkansas	2000	3.5	29.0	23.0	56.0	
	2010	3.5	29.0	28.0	60.0	7
	2020	4.7	32.0	30.0	67.0	20
	2025	5.4	39.0	32.0	76.0	36
Delaware	2000	0.9	6.7	4.8	12.0	
	2010	0.7	6.7	6.9	14.0	17
	2020	0.9	6.7	7.2	15.0	25
	2025	1.0	8.0	7.4	16.0	33
District of Columbia	2000	0.6	5.2	4.2	10.0	
	2010	0.5	4.2	4.5	9.1	-9
	2020	0.6	3.9	4.7	9.1	-9
	2025	0.6	4.5	4.8	10.0	0



**Table 2 (Continued):**

South (continued)	Year	Projected Number (in 1,000s) with Alzheimer's by Age Group			Percentage Change in Alzheimer's (Compared to 2000)	
		65-74	75-84	85+	Total	
Florida	2000	23.0	200.0	150.0	360.0	
	2010	22.0	210.0	220.0	450.0	25
	2020	32.0	230.0	250.0	510.0	42
	2025	37.0	290.0	270.0	590.0	64
Georgia	2000	7.5	58.0	44.0	110.0	
	2010	7.4	60.0	57.0	120.0	9
	2020	10.0	68.0	64.0	140.0	27
	2025	12.0	84.0	68.0	160.0	45
Kentucky	2000	5.1	39.0	30.0	74.0	
	2010	4.9	41.0	35.0	80.0	8
	2020	6.3	43.0	38.0	87.0	18
	2025	7.0	50.0	39.0	97.0	31
Louisiana	2000	5.1	38.0	30.0	73.0	
	2010	4.7	41.0	37.0	83.0	14
	2020	6.0	43.0	43.0	92.0	26
	2025	7.0	51.0	46.0	100.0	37
Maryland	2000	5.1	42.0	31.0	78.0	
	2010	4.4	40.0	41.0	86.0	10
	2020	5.8	41.0	44.0	90.0	15
	2025	6.6	49.0	45.0	100.0	28
Mississippi	2000	3.4	26.0	22.0	51.0	
	2010	3.2	26.0	24.0	53.0	4
	2020	4.1	28.0	26.0	58.0	14
	2025	4.7	33.0	27.0	65.0	27
North Carolina	2000	9.4	72.0	53.0	130.0	
	2010	9.2	80.0	78.0	170.0	31
	2020	12.0	88.0	89.0	190.0	46
	2025	14.0	110.0	94.0	210.0	62
Oklahoma	2000	3.8	31.0	27.0	62.0	
	2010	3.7	34.0	37.0	74.0	19
	2020	5.0	37.0	42.0	85.0	37
	2025	5.8	45.0	45.0	96.0	55
South Carolina	2000	4.8	36.0	25.0	67.0	
	2010	4.5	38.0	37.0	80.0	19
	2020	6.2	42.0	43.0	91.0	36
	2025	7.0	51.0	45.0	100.0	49

**Table 2 (Continued):**

South (continued)	Year	Projected Number (in 1,000s) with Alzheimer's by Age Group			Total	Percentage Change in Alzheimer's (Compared to 2000)
		65-74	75-84	85+		
Tennessee	2000	6.9	54.0	41.0	100.0	
	2010	6.6	56.0	54.0	120.0	20
	2020	8.7	61.0	59.0	130.0	30
	2025	9.8	73.0	62.0	140.0	40
Texas	2000	19.0	140.0	110.0	270.0	
	2010	19.0	160.0	160.0	340.0	26
	2020	26.0	190.0	190.0	400.0	48
	2025	31.0	230.0	200.0	470.0	74
Virginia	2000	7.1	56.0	41.0	100.0	
	2010	6.6	59.0	60.0	130.0	30
	2020	8.9	64.0	67.0	140.0	40
	2025	10.0	77.0	71.0	160.0	60
West Virginia	2000	2.7	21.0	16.0	40.0	
	2010	2.5	22.0	19.0	44.0	10
	2020	3.2	22.0	20.0	46.0	15
	2025	3.5	26.0	21.0	50.0	25

West *	Year	Projected Number (in 1,000s) with Alzheimer's by Age Group			Total	Percentage Change in Alzheimer's (Compared to 2000)
		65-74	75-84	85+		
Alaska	2000	0.3	1.9	1.1	3.4	
	2010	0.4	2.7	1.9	5.0	47
	2020	0.5	3.4	2.7	6.6	94
	2025	0.6	4.1	3.1	7.7	126
Arizona	2000	5.4	43.0	29.0	78.0	
	2010	5.4	47.0	45.0	97.0	24
	2020	7.9	54.0	52.0	110.0	41
	2025	9.3	68.0	57.0	130.0	67
California	2000	28.0	240.0	180.0	440.0	
	2010	24.0	220.0	230.0	480.0	9
	2020	36.0	250.0	270.0	560.0	27
	2025	44.0	320.0	300.0	660.0	50
Colorado	2000	3.1	26.0	21.0	49.0	
	2010	3.7	34.0	35.0	72.0	47
	2020	5.4	40.0	44.0	90.0	84
	2025	6.3	50.0	48.0	110.0	124

**Table 2 (Continued):**

West (continued)	Year	Projected Number (in 1,000s) with Alzheimer's by Age Group			Total	Percentage Change in Alzheimer's (Compared to 2000)
		65-74	75-84	85+		
Hawaii	2000	1.4	12.0	8.9	23.0	
	2010	1.1	12.0	15.0	27.0	17
	2020	1.5	11.0	18.0	30.0	30
	2025	1.0	14.0	19.0	34.0	48
Idaho	2000	1.1	9.9	7.9	19.0	
	2010	1.3	12.0	13.0	26.0	37
	2020	2.0	15.0	15.0	32.0	68
	2025	2.4	19.0	17.0	38.0	100
Montana	2000	0.9	8.4	6.8	16.0	
	2010	1.0	9.3	11.0	21.0	31
	2020	1.5	11.0	13.0	25.0	56
	2025	1.7	13.0	14.0	29.0	81
Nevada	2000	1.8	12.0	7.1	21.0	
	2010	2.0	15.0	12.0	29.0	38
	2020	2.8	18.0	14.0	35.0	67
	2025	3.3	22.0	16.0	42.0	100
New Mexico	2000	1.9	14.0	11.0	27.0	
	2010	1.8	16.0	14.0	31.0	15
	2020	2.5	18.0	17.0	37.0	37
	2025	3.0	22.0	18.0	43.0	59
Oregon	2000	3.2	30.0	24.0	57.0	
	2010	3.5	34.0	39.0	76.0	33
	2020	5.5	40.0	45.0	90.0	58
	2025	6.6	52.0	49.0	110.0	93
Utah	2000	1.4	12.0	8.8	22.0	
	2010	1.6	15.0	16.0	32.0	45
	2020	2.4	19.0	20.0	41.0	86
	2025	3.0	24.0	23.0	50.0	127
Washington	2000	4.7	43.0	35.0	83.0	
	2010	5.1	48.0	53.0	110.0	33
	2020	8.0	58.0	62.0	130.0	57
	2025	9.7	75.0	69.0	150.0	81
Wyoming	2000	0.5	3.7	2.9	7.0	
	2010	0.5	4.9	4.7	10.0	43
	2020	0.7	5.8	6.0	13.0	86
	2025	0.9	7.2	6.7	15.0	114

\*Regions defined by U.S. Census designations.  
 Created from data from Herbert et al.<sup>19, A7</sup>

**Alzheimer's disease was the sixth-leading cause of death across all ages in the United States in 2006.**

It was the fifth-leading cause of death for those aged 65 and older. <sup>23</sup>

In 2006, Alzheimer’s disease was reported as the underlying cause of death for 72,914 people. However, underreporting of Alzheimer’s disease as an underlying cause of death has been well documented.<sup>24,25,26,27</sup> Death rates from the disease can vary a great deal across states and result from differences in state demographics and reporting practices. On the other hand, death rates among people with Alzheimer’s disease dramatically increase with age. From one community-based, 15-year prospective study, the mortality rate for people aged 75–84 with Alzheimer’s was nearly 2.5 times greater than for those aged 55–74 with the disease. At age 85 and older, the rate was nearly twice that of those with Alzheimer’s aged 75–84.<sup>28</sup> Two-thirds of those dying of dementia did so in nursing homes, compared with 20 percent of cancer patients and 28 percent of people dying from all other conditions.

### Deaths from Alzheimer’s Disease

While the total number of deaths attributed to other major causes of deaths has been decreasing, those due to Alzheimer’s have continued to increase. In 1991, only 14,112 death certificates recorded Alzheimer’s disease as the underlying cause.<sup>29</sup> Comparing changes in selected causes of death between 2000 and 2006 (Figure 10), deaths attributed to Alzheimer’s disease increased 47.1 percent, while those attributed to the number one cause of death, heart disease, decreased 11.5 percent. Table 3 compares the number of deaths and percentage change for selected causes of deaths in 2000 and 2006.

Although deaths attributed to Alzheimer’s are increasing, underreporting of this condition on death certificates results in significant underestimates of the public health impact of Alzheimer’s. A number of studies have documented substantial underreporting of Alzheimer’s disease on death certificates as an underlying or contributory cause of death. Underreporting Alzheimer’s disease as the cause of death occurs in the community, as well as in nursing homes.<sup>25, 26, 27</sup>

**Table 3:**  
**Percentage Changes in Selected Causes of Death, 2000 and 2006**

Cause	2000	2006	Percentage Change
Heart disease	710,760 <sup>a</sup>	629,191 <sup>c</sup>	-11.5
Breast cancer	41,200 <sup>b</sup>	40,970 <sup>d</sup>	-0.6
Prostate cancer	31,900 <sup>b</sup>	27,350 <sup>d</sup>	-14.3
Stroke	167,661 <sup>a</sup>	137,265 <sup>c</sup>	-18.1
<b>Alzheimer’s disease</b>	<b>49,558<sup>a</sup></b>	<b>72,914<sup>c</sup></b>	<b>+47.1</b>

a National Center for Health Statistics. *Deaths: Final Data for 2000*.<sup>30</sup>  
b American Cancer Society. *Cancer Facts and Figures 2000*.<sup>31</sup>  
c Heron et al.<sup>23</sup>  
d American Cancer Society. *Cancer Facts and Figures 2006*.<sup>32</sup>

An increased risk of death may also apply to people newly diagnosed with Alzheimer’s. One 2004 study noted that people newly diagnosed with Alzheimer’s survived about half as long as those of similar age who did not have the disease.<sup>33</sup> In this study, average survival time was four to six years after diagnosis, but survival can be as long as 20 years from the first symptoms (although these early symptoms may be fairly subtle and not immediately recognized).

The mechanisms by which dementia leads to death may create ambiguity about the underlying cause of death. Severe dementia frequently causes such complications as immobility, swallowing disorders or malnutrition. These complications can significantly increase the risk of developing pneumonia, which has been found in several studies to be the most commonly identified cause of death among elderly people with Alzheimer’s disease and other dementias. One researcher described the situation as a “blurred distinction between death with dementia and death from dementia.”<sup>28</sup>

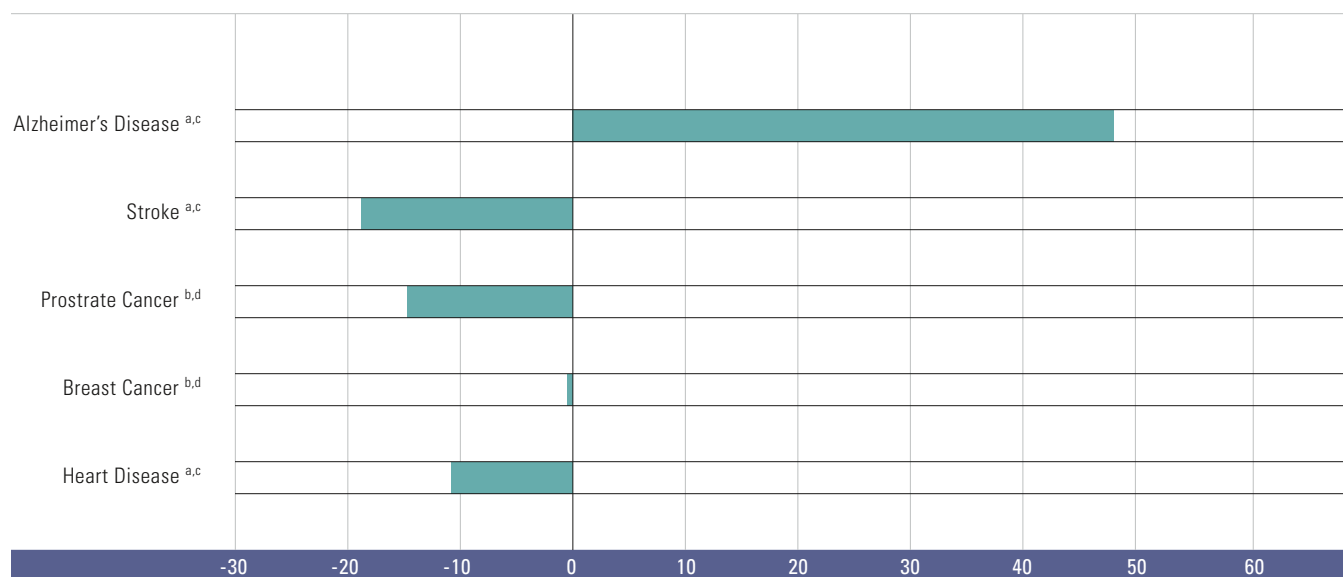
## State-by-State Deaths from Alzheimer's Disease

Table 4 provides information on the number of deaths due to Alzheimer's by state and overall in the United States. The information was obtained from death certificates and reflects the underlying cause of death: "the disease or injury which initiated the train of events leading directly to death."<sup>34</sup> The table also provides age-adjusted rates by state. Age adjustment should not be viewed as providing a measurement of actual risk, but should be viewed as providing an indication of relative risk between the states. Thus, in terms of relative comparisons, the highest age-adjusted rates for deaths due to

Alzheimer's occurred in southern states (Alabama, Louisiana, South Carolina and Tennessee), with the exceptions of Arizona and Washington State. The age-adjusted rate for Florida would suggest, on the surface, that the risk of mortality from Alzheimer's is more modest in that state compared with others. Florida is home to a large number of people aged 65 years and older, and this is the age group at highest risk for Alzheimer's and death from this disease. However, it may well be that the large number of active, healthy retirees aged 65 years and older living in the state have an impact on producing the more modest levels for age-adjusted relative risks.

**Figure 10:**

### Percentage Changes in Selected Causes of Death Between 2000 and 2006



a National Center for Health Statistics. *Deaths: Final Data for 2000*.<sup>30</sup>

b American Cancer Society. *Cancer Facts and Figures 2000*.<sup>31</sup>

c Heron et al.<sup>23</sup>

d American Cancer Society. *Cancer Facts and Figures 2006*.<sup>32</sup>

Table 4:

**Number of Deaths Due to Alzheimer's and Age-Adjusted Rates\* per 100,000 Population by State, 2005**

State	Number of Deaths	Age-Adjusted Rate per 100,000	State	Number of Deaths	Age-Adjusted Rate per 100,000
Alabama	1,501	33.2	Montana	267	23.9
Alaska	61	21.3	Nebraska	473	21.8
Arizona	1,831	31.3	Nevada	310	17.1
Arkansas	686	22.6	New Hampshire	376	26.1
California	7,706	23.2	New Jersey	1,815	17.6
Colorado	1,064	28.5	New Mexico	327	18.3
Connecticut	777	16.1	New York	2,065	9.2
Delaware	180	20.0	North Carolina	2,417	29.5
District of Columbia	112	19.1	North Dakota	287	29.8
Florida	4,608	18.4	Ohio	3,478	26.0
Georgia	1,745	27.0	Oklahoma	1,012	28.1
Hawaii	192	11.4	Oregon	1,239	28.9
Idaho	407	29.4	Pennsylvania	3,429	18.9
Illinois	2,827	20.8	Rhode Island	298	18.8
Indiana	1,651	24.7	South Carolina	1,316	32.4
Iowa	1,082	25.4	South Dakota	290	27.3
Kansas	912	27.2	Tennessee	2,033	36.2
Kentucky	1,147	28.9	Texas	4,629	27.2
Louisiana	1,405	34.2	Utah	368	21.5
Maine	476	29.1	Vermont	184	25.7
Maryland	958	17.5	Virginia	1,550	22.5
Massachusetts	1,638	19.8	Washington	2,309	35.9
Michigan	2,359	21.2	West Virginia	504	23.2
Minnesota	1,320	22.5	Wisconsin	1,512	22.4
Mississippi	721	26.7	Wyoming	110	22.7
Missouri	1,635	25.4	<b>United States</b>	<b>71,599</b>	<b>22.9</b>

\* Age-adjusted to year 2000 standard population  
Created from data from Kung et al.<sup>34</sup>

## Death Rates by Age, Gender and Ethnicity

Although Alzheimer's disease and death from Alzheimer's can occur in people under age 65, the primary occurrence is in the elderly. However, as can be seen in Table 5, death rates for Alzheimer's increase dramatically between the elderly age groups of 65–74, 75–84, and 85+. Increased rates are also apparent between 2004 and 2005 for these older age groups. To put these age-related differences into perspective, for U.S. deaths in 2005, the differences in total mortality rates between 65–74 years and 75–84 years was 2.5-fold, and between 75–84 years and aged 85 and older, 2.6-fold. For diseases of the heart, the differences were 2.9-fold and 3.2-fold, respectively. For all cancers, the differences were 1.7-fold and 1.3-fold respectively. The corresponding differences for Alzheimer's were 8.6-fold and 4.9-fold. The large increase in death rates due to Alzheimer's among America's oldest age groups underscores the impact of having neither a cure for Alzheimer's nor highly effective treatments.<sup>34</sup>

**Table 5:**

### U.S. Alzheimer Death Rates (per 100,000) by Age, 2000, 2004, and 2005

Age	2000	2004	2005
45–54	0.2	0.2	0.2
55–64	2.0	1.9	2.1
65–74	18.7	19.7	20.5
75–84	139.6	168.7	177.3
85+	667.7	818.8	861.6

Created from data from Kung et al.<sup>34</sup>

In 2005, the Alzheimer's death rate for females was approximately twice that of males, and this relationship was seen across racial and ethnic groups. White females had the highest death rates for Alzheimer's disease. As can be seen in Table 6, there was substantial variability in rates among the racial groups and by gender.<sup>34</sup> However, it should be noted that the lower death rates in non-Hispanic blacks and those of Hispanic origin probably reflect the relatively younger age distributions for those two groups, as compared with non-Hispanic whites, rather than a true lower occurrence of Alzheimer's.

**Table 6:**

### U.S. Alzheimer Death Rates (per 100,000) by Race/Ethnicity and Gender, 2005

	Male	Female
All races*	14.1	33.9
Non-Hispanic Black	7.2	16.9
Hispanic	3.5	7.0
Non-Hispanic White	18.5	44.8

\* The lower death rates in non-Hispanic blacks and those of Hispanic origin probably reflect the relatively younger age distributions for those two groups, compared to non-Hispanic whites, rather than a true lower occurrence of Alzheimer's.

Created from data from Kung et al.<sup>34</sup>



---

## Location of Death

A study of national death certificates for 2001 found that 66.9 percent of people aged 65 and older who died of dementia did so in nursing homes.<sup>35</sup> (See Table 7.) In contrast, 20.6 percent of patients dying from cancer died in nursing homes. Among those dying of other conditions, 28 percent died in nursing homes. Location of death varied significantly across regions of the country. For example, the percentage of dementia deaths in hospitals ranged from 5 percent in Rhode Island to 37 percent in the District of Columbia. Those with dementia died more frequently in the hospital in the Southeastern states.

**Table 7:**

**Location of Death for People Aged 65 and Older, 2001**

Location of Death	Dementia	Cancer	All Other Conditions
Hospital	15.6%	35.4%	52.2%
Nursing home	66.9	20.6	28.0
Home	12.7	37.8	17.0
Other	4.7	6.2	2.8

Created from data from Mitchell et al.<sup>35</sup>

**In the next two years, the first baby boomers will reach their 65th birthday.**

By 2029, all baby boomers will be at least 65 years old.  
The estimated 70 million people aged 65 and older will have a significant impact on the U.S. healthcare system.

---

## Paid Caregivers

Older Americans represent approximately 12 percent of the population. However, they comprise 26 percent of physician office visits, approximately a third of all hospital stays, a third of all prescriptions, nearly 40 percent of all medical emergency responses and 90 percent of nursing home residents, according to the National Academy of Sciences.<sup>36</sup> Alzheimer's disease will clearly require a significant portion of future healthcare workforce needs.

In its Executive Summary, the National Academy of Sciences states that an estimated 3.5 million additional formally trained healthcare providers will be required by 2030—more than a one-third increase in the current ratio of providers to the total population—just to maintain current levels of staffing. The Executive Summary also documents that the vast majority of healthcare workers who provide the bulk of services to the elderly do not have training in geriatrics. Currently, less than 1 percent of physician assistants specialize in geriatrics. A similar percentage of pharmacists and registered nurses are certified in geriatrics. It's estimated that only about 4 percent of social workers—33 percent of what's needed—specialize in geriatrics.

As of 2007, the number of physicians certified in geriatric medicine totaled 7,128; those certified in geriatric psychiatry equaled 1,596. By 2030, the need for geriatricians is estimated to number approximately 36,000. Some have estimated that the increase from current levels will amount to less than 10 percent, while others believe there will be a net loss of physicians for geriatric patients.

Thus, significant formal healthcare staffing needs are anticipated to be unmet or underserved as America approaches unparalleled demands for these services in its elderly population groups. It should be noted that the National Academy of Sciences report only provides a snapshot of the health worker needs and the shortages thereof impacting people with Alzheimer's and other dementias and their

families. Increased staffing to meet the needs of the dementia population must include not only increased numbers of staff, but also specific dementia-care training of physicians, nurses, social workers and other healthcare providers working in these settings.

## Family Caregiving

Almost 10 million Americans provide unpaid care for a person with Alzheimer's disease or other dementia. These unpaid caregivers are primarily family members but also include friends and neighbors. In 2008, they provided 8.5 billion hours of unpaid care, a contribution to the nation valued at \$94 billion.

Caring for a person with Alzheimer's or other dementia is often very difficult, and many family and other unpaid caregivers experience high levels of emotional stress and depression as a result. Caregiving also has a negative impact on the health, employment, income and financial security of many caregivers.

## Number of Caregivers

In 2008, 9.9 million family members, friends and neighbors provided unpaid care for a person with Alzheimer's disease or other dementia.<sup>38</sup> Table 8 on page 42 shows the number of family and other unpaid caregivers for the United States and each state. The number of caregivers by state ranges from about 15,000 in Alaska to 1.1 million in California.

Some people with Alzheimer's and other dementias have more than one unpaid caregiver, for example, people who live with their primary caregiver and also receive help from another relative, friend or neighbor.<sup>37</sup>

Many people with Alzheimer's or other dementia also have other serious medical conditions such as diabetes and congestive heart failure.<sup>38</sup> Their family and other unpaid

---

caregivers often help to manage the other medical conditions in addition to the person's Alzheimer's or other dementia. Some of these caregivers say that the person's Alzheimer's or other dementia is his or her main health problem, and others say that one of the person's other serious medical conditions is his or her main health problem.<sup>37</sup> On average, about 29 percent of all unpaid caregivers of older people in the United States say that they are caring for a person with Alzheimer's or other dementia, and one-quarter to one-third of these caregivers say that the person's Alzheimer's or other dementia is his or her main health problem.<sup>A8</sup>

## Hours of Unpaid Care

In 2008, the 9.9 million family and other unpaid caregivers of people with Alzheimer's and other dementias provided 8.5 billion hours of care. This number represents an average of 16.6 hours of care per caregiver per week, or 863 hours of care per caregiver per year.<sup>A9</sup> Table 8 shows the total hours of unpaid care provided for the United States and each state. Even in a small state such as Rhode Island, caregivers of people with Alzheimer's and other dementias provided 30 million hours of unpaid care in 2008.

Caregivers of people with Alzheimer's and other dementias provide more hours of help, on average, than caregivers of other older people. The number of hours varies in findings from different studies. One study found that 23 percent of caregivers of people with Alzheimer's and other dementias provided more than 40 hours a week, compared with 16 percent of caregivers of other older people.<sup>37</sup> Another study found that 40 percent of caregivers of people with Alzheimer's and other dementias provided more than 40 hours a week of help, compared with 28 percent of caregivers of other older people.<sup>39</sup>

The average number of hours of unpaid care provided for people with Alzheimer's and other dementias increases as the person's disease worsens.<sup>40</sup> The number of hours of unpaid care is also greater, on average, for people with co-existing medical conditions in addition to Alzheimer's or another dementia.<sup>40</sup>

Some family and other unpaid caregivers who live with a person who has Alzheimer's or other dementia provide supervision and help 24 hours a day, 7 days a week, getting up with the person at night and assisting with all daily activities.<sup>41,42</sup> Such around-the-clock care is needed when the person cannot be left alone because of risk of wandering, getting lost and other unsafe activities.

## Economic Value of Caregiving

In 2008, the economic value of the care provided by family and other unpaid caregivers of people with Alzheimer's and other dementias was \$94 billion. This number represents 8.5 billion hours of care valued at \$11.10 per hour, which is the average of the minimum wage (\$5.85 per hour) and the average wage of a home health aide in July 2008 (\$16.35 per hour).<sup>A10</sup> Table 8 shows the value of the care provided by family and other unpaid caregivers for the United States and each state.

Unpaid caregivers of people with Alzheimer's and other dementias provided care valued at more than \$1 billion in each of 31 states. Unpaid caregivers in each of five states, California, Florida, New York, Pennsylvania and Texas, provided care valued at more than \$4 billion.

## Who Are the Caregivers?

About 60 percent of family and other unpaid caregivers of people with Alzheimer's disease and other dementias are women.<sup>37,39,43</sup> These caregivers provide assistance for various relatives and non-relatives. One study found that 87 percent of caregivers of people with Alzheimer's and other dementias were taking care of a relative, including a parent or parent-in-law (57 percent), a grandparent (11 percent), or a spouse (6 percent). The remaining 13 percent of caregivers were taking care of a non-relative, including a friend or neighbor.<sup>37</sup>

Some caregivers live with the people for whom they are providing care, and other caregivers do not. One study found that 23 percent of caregivers of people with Alzheimer's and other dementias lived in the same household as the person for whom they were providing care.<sup>37</sup> The proportion varies in different studies, however, depending on how caregivers were recruited for the study. Another study of caregivers of people with Alzheimer's and other dementias who were receiving long-term care insurance benefits found that two-thirds of caregivers lived in the same household as the person for whom they were providing care.<sup>39</sup>

Caregivers range in age from very young to very old. One study found that 19 percent of caregivers of people with Alzheimer's and other dementias were under age 35; 29 percent were age 35–49; 37 percent were age 50–64; and 14 percent were age 65 and older (see Figure 11).<sup>37</sup> Their average age was 48.

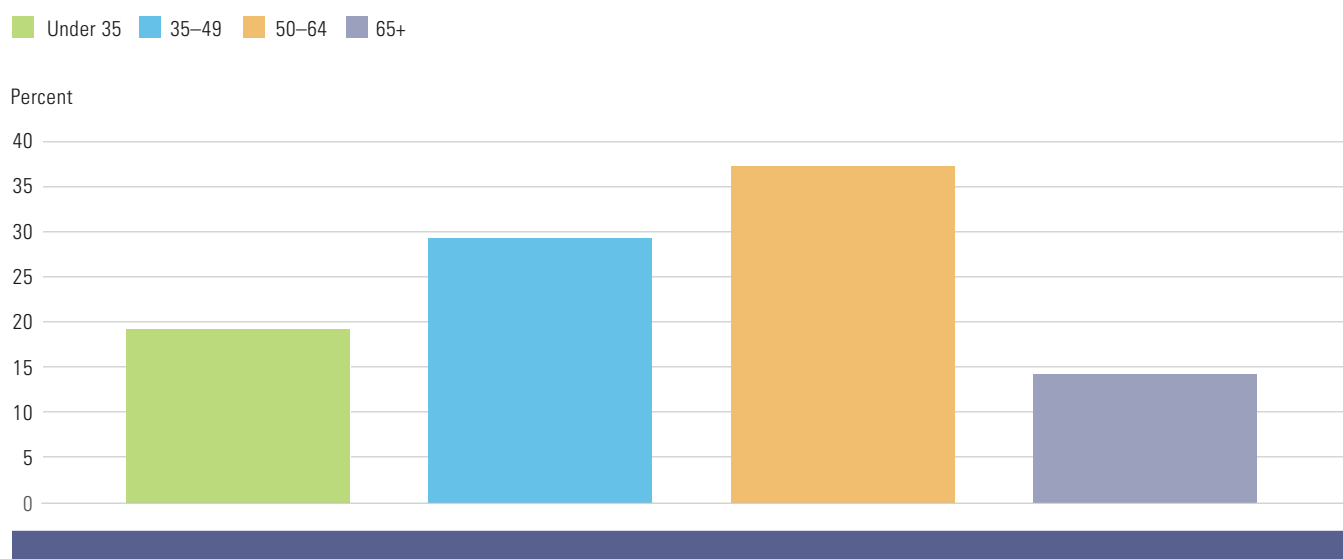
In addition, a 2003 survey found that about 250,000 American children age 8 to 18 are unpaid caregivers for a person with Alzheimer's or another dementia.<sup>44</sup> These children represent 18 percent of the 1.4 million American children age 8 to 18 who provide unpaid help for any person.<sup>44</sup>

### Long-distance Caregivers

Ten percent of the 9.9 million family and other unpaid caregivers of people with Alzheimer's and other dementias live more than two hours from the person for whom they provide care, and another 4 percent live one to two hours away.<sup>37</sup> Depending on the definition of "long-distance caregiving," these numbers indicate that 990,000 to 1.4 million caregivers of people with Alzheimer's and other dementias are "long-distance caregivers."

**Figure 11:**

### Ages of Alzheimer and Other Dementia Caregivers, 2003



Created from data from *Families Care: Alzheimer's Caregiving in the United States*.<sup>37</sup>

## Caregiving Tasks

The kinds of help provided by family and other unpaid caregivers depend on the needs of the person with Alzheimer's or other dementia and change as the disease worsens. Caregiving tasks can include:<sup>37,39</sup>

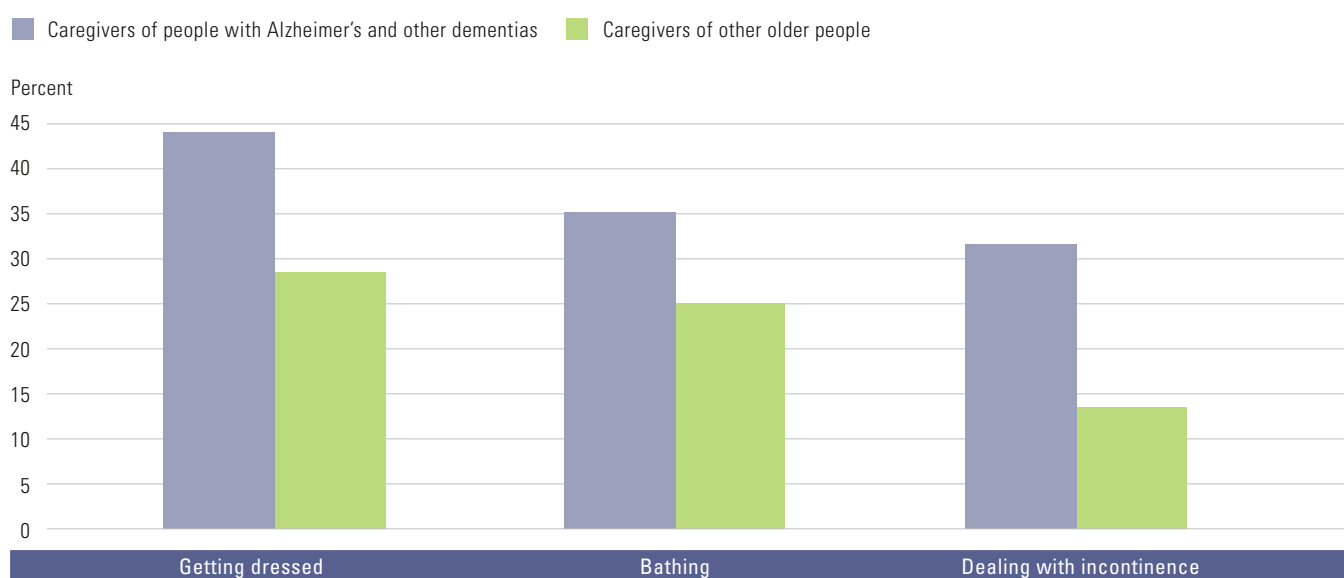
- Shopping for groceries, preparing meals and providing transportation;
- Helping the person take medications correctly and follow treatment recommendations for his or her dementia and other medical conditions;
- Managing finances and legal affairs;
- Supervising the person to avoid unsafe activities, such as wandering and getting lost;
- Bathing, dressing, feeding and helping the person use the toilet or providing incontinence care;

- Making arrangements for medical care and paid in-home, assisted living or nursing home care; and
- Managing behavioral symptoms.

As shown in Figure 12, family and other unpaid caregivers of people with Alzheimer's and other dementias are more likely than caregivers of other older people to assist with all kinds of personal care, for example, bathing the person (35 percent of Alzheimer and dementia caregivers versus 25 percent of other caregivers) and dealing with bladder and bowel incontinence (32 percent of Alzheimer and dementia caregivers versus 13 percent of other caregivers).<sup>37</sup> These tasks are often made more difficult by the confusion, disorientation and agitation of the person with dementia, who may be unable to cooperate and may even resist care.

**Figure 12:**

### Percentage of Alzheimer and Other Dementia Caregivers vs. Caregivers of Other Older People Who Provide Help with Specific Daily Tasks, 2003



Created from data from *Families Care: Alzheimer's Caregiving in the United States*.<sup>37</sup>

When a person with Alzheimer’s or other dementia moves to an assisted living facility or nursing home, the kinds of help provided by his or her family and other unpaid caregivers usually change, but many caregivers continue to assist with financial and legal affairs and arrangements for medical care and to provide emotional support. Some also continue to help with bathing, dressing and other personal care needs.<sup>45,46</sup>

Duration of Caregiving

Because Alzheimer’s and other dementias usually progress slowly, most caregivers spend many years in the caregiving role. At any one time, 32 percent of family and other unpaid caregivers of people with Alzheimer’s and other dementias have been providing help for five years or longer, and 39 percent have been providing care for one to four years.<sup>37</sup>

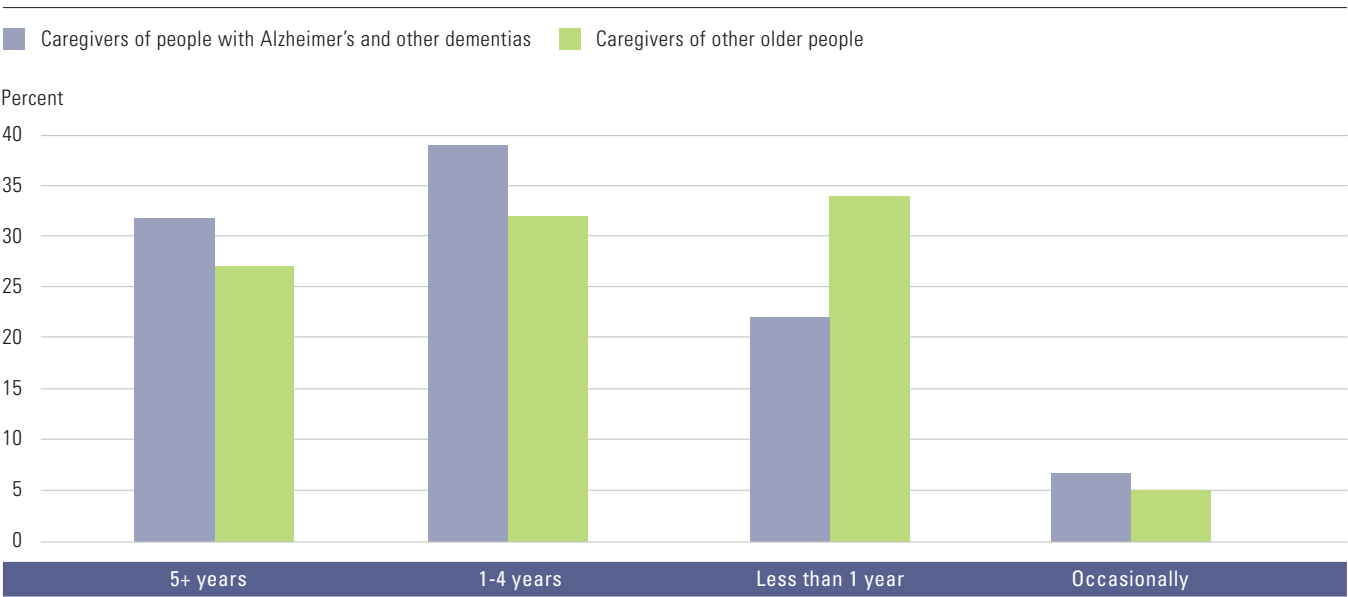
In contrast, 27 percent of caregivers of other older people have been providing help for five years or longer, and 32 percent have been providing care for one to four years. Figure 13 shows the percentage of Alzheimer and other dementia caregivers versus caregivers of other older people who have provided care for various lengths of time.

Impact of Caregiving on the Caregiver

Caring for a person with Alzheimer’s or other dementia poses special challenges. Although memory loss is the best-known symptom, these diseases also cause loss of judgment, orientation, and ability to understand and communicate effectively and, frequently, changes in personality and behavior. Individuals require increasing levels of supervision and personal care, and many caregivers experience high levels of stress and negative effects on their health, employment, income and financial security.

Figure 13:

Duration of Caregiving, 2003



Created from data from *Families Care: Alzheimer's Caregiving in the United States*.<sup>37</sup>

---

### **Impact on the Caregiver's Emotional Well-Being**

Most family and other unpaid caregivers are proud of the help they provide, and some manage caregiving tasks with little difficulty.<sup>47,48</sup> Yet many caregivers experience high levels of stress and depression associated with caregiving.

- More than 40 percent of family and other unpaid caregivers of people with Alzheimer's and other dementias rate the emotional stress of caregiving as high or very high.<sup>37</sup>
  - About one-third of family caregivers of people with Alzheimer's and other dementias have symptoms of depression.<sup>49,50</sup>
  - One study of family care provided for people with dementia in the year before the person's death found that half the caregivers spent at least 46 hours a week assisting the person; 59 percent felt that they were "on duty" 24 hours a day; and many felt that caregiving in this end-of-life period was extremely stressful.<sup>42</sup> The stress of caregiving was so great that 72 percent of the family caregivers said they experienced relief when the person died.
  - Caregiver stress, especially stress related to their loved one's behavioral symptoms, is associated with nursing home placement.<sup>51,52</sup> One study found, however, that family caregiver stress was just as high after the person was placed in a nursing home as before placement.<sup>45</sup>
- Family and other unpaid caregivers of people with Alzheimer's or other dementia are more likely than non-caregivers to have high levels of stress hormones,<sup>55,56,57</sup> reduced immune function,<sup>55,58</sup> slow wound healing,<sup>59</sup> new hypertension<sup>60</sup> and new coronary heart disease.<sup>61</sup>
  - One study of spouse caregivers of people with Alzheimer's or other dementia found that 24 percent of the caregivers had an emergency department visit or hospitalization in the previous six months; caregivers who were more depressed and those who were taking care of individuals who needed more help with daily activities and had more behavioral symptoms were more likely to have an emergency department visit or hospitalization.<sup>62</sup>
  - One study of spouse caregivers of people who were hospitalized for various diseases and conditions found that caregivers of people who were hospitalized for dementia were more likely than caregivers of people who were hospitalized for other diseases and conditions to die in the following year.<sup>63</sup> (These findings were adjusted for the age of the spouse caregiver.) Among male caregivers, 9 percent died in the year after their wife's hospitalization for dementia, compared with 6 percent who died in the year after the wife's hospitalization for colon cancer and 7 percent who died in the year after the wife's hospitalization for stroke. Among female caregivers, 5 percent died in the year after their husband's hospitalization for dementia, compared with 3 percent who died in the year after the husband's hospitalization for colon cancer and 4 percent who died in the year after the husband's hospitalization for stroke.

### **Impact on the Caregiver's Health**

Many caregivers of people with Alzheimer's and other dementias experience negative health outcomes associated with caregiving.

- Family and other unpaid caregivers of people with Alzheimer's and other dementias are more likely than non-caregivers to report that their health is fair or poor.<sup>53,54</sup> They are also more likely than unpaid caregivers of other older people to say that caregiving made their health worse.<sup>37,39</sup>

### **Impact on the Caregiver's Employment**

Many caregivers of people with Alzheimer's and other dementias have to quit work, reduce their work hours or take time off because of caregiving responsibilities.

- One study of family and other unpaid caregivers of people with Alzheimer's and other dementias found that 57 percent were employed full time or part time. Of those who were employed,



---

two-thirds said they had to go in late, leave early or take time off because of caregiving; 18 percent had to take a leave of absence; 13 percent had reduced their hours; and 8 percent had turned down promotions.<sup>37</sup> Eight percent of caregivers in the study had to quit work entirely because of caregiving.

- Another study of family and other unpaid caregivers of more than 2,000 older people found that caregivers of people who had Alzheimer's or other dementia without behavioral symptoms were 31 percent more likely than caregivers of other older people to have reduced their hours or quit work.<sup>64</sup> Caregivers of people who had Alzheimer's or other dementia with behavioral symptoms were 68 percent more likely than caregivers of other older people to have reduced their hours or quit work.

### **Impact on the Caregiver's Income and Financial Security**

Family and other unpaid caregivers who turn down promotions, reduce their work hours and quit work lose job-related income and benefits, including employer contributions to their own retirement savings. In addition, people with Alzheimer's and other dementias use substantial amounts of paid care. Some of this care is covered for some people by public programs and private insurance, but the person and family must pay out-of-pocket for much of the care.

- One study found that 49 percent of family and other unpaid caregivers of people with Alzheimer's and other dementias (not including spouse caregivers) had caregiving-related out-of-pocket expenditures that averaged \$219 a month.<sup>37</sup>
- Another study of family caregivers of people aged 50 and older, including people with Alzheimer's and other dementias, found that long-distance caregivers had higher caregiving-related out-of-pocket expenditures than other caregivers.<sup>65</sup>

## **Emerging Trends and Issues from New Data**

Since 2003, a few states have added questions about family caregiving for people with Alzheimer's and other dementias to their Behavioral Risk Factors Surveillance System (BRFSS) survey. The BRFSS fields an annual telephone survey of a large, representative sample of each state's residents that is conducted by states with assistance from the U.S. Centers for Disease Control and Prevention (CDC).<sup>66</sup> BRFSS survey findings on family caregiving for people with Alzheimer's and other dementias are now available for Washington State and North Carolina. In addition, in 2007, Los Angeles County added questions about caregiving for people with these conditions to its public health survey, and findings are available from that survey. The findings from these three surveys generally support the national level data presented earlier in this section, but they also suggest some important differences among states and localities in the number of family and other unpaid caregivers of people with Alzheimer's disease and other dementias.

- Washington State added 18 questions about caregiving to its 2007 BRFSS survey, including questions about caregiving for people with Alzheimer's and other dementias. Findings from the survey show that 15 percent of state residents aged 18 and older identified themselves as caregivers, and 31 percent of these caregivers, equivalent to 199,900 Washington State residents, said that the person for whom they provided care had "a problem with memory loss or a condition like Alzheimer's disease or a related dementia."<sup>67</sup>
- North Carolina added questions about caregiving, including questions about caregiving for people with Alzheimer's and other dementias, to its BRFSS survey starting in 2003.<sup>68</sup> In 2003 and 2004, the caregiving questions asked about care provided for a family member or friend aged 60 or older. Findings for those years show that about one-quarter of state residents aged 18 and older identified themselves as caregivers, and 43 percent of these caregivers said the person for whom they provided care had "a problem with memory loss or confusion or a disorder like Alzheimer's

---

disease.”<sup>69</sup> In 2005, the state changed the wording of the question about caregiving to include care provided for a family member or friend of any age. Findings from the 2005 survey show that 16 percent of state residents aged 18 and older identified themselves as caregivers. The question about “memory loss or confusion or a disorder like Alzheimer’s disease” was only asked of caregivers who said the person for whom they provided care was aged 60 or older, and 42 percent of those caregivers said the person for whom they provided care had “a problem with memory loss or confusion or a disorder like Alzheimer’s disease.”<sup>70</sup>

- In 2007, Los Angeles County added questions about caregiving, including questions about caregiving for people with Alzheimer’s and other dementias, to its annual public health survey.<sup>71</sup> Findings from this survey show that 25 percent of county residents aged 18 and older who identified themselves as caregivers said that the person for whom they provided care had “Alzheimer’s or a related form of memory impairment.”<sup>72</sup> This is equivalent to 310,000 Los Angeles County residents aged 18 and older.

The survey findings from Washington State, North Carolina and Los Angeles County differ in the proportion of family and other unpaid caregivers who say they provide help to a person with Alzheimer’s disease, dementia, memory loss or memory impairment. These differences may reflect variations in the wording of the survey questions or real differences in the prevalence of caregiving for people with Alzheimer’s and other dementias by state and locality.

In 2008, Florida, New York and Texas added questions about caregiving, including caregiving for people with Alzheimer’s and other dementias, to their BRFSS surveys. Once available, the findings from these surveys will help to clarify the extent of variation in the proportion of family and other unpaid caregivers who provide care for people with Alzheimer’s and other dementias across states.

In addition to information about the number and proportion of caregivers for people with Alzheimer’s and other dementias, the Washington State, North Carolina and Los Angeles County surveys provide extensive information about the characteristics of these caregivers. As noted earlier, 31 percent of people who identified themselves as caregivers in the 2007 Washington State survey said that the person for whom they provided care had “a problem with memory loss or a condition like Alzheimer’s disease or a related dementia.” Of these caregivers, 36 percent said that Alzheimer’s or other dementia was the person’s main health problem, and the other 64 percent said the person had another main health problem, such as heart disease, diabetes, cancer, stroke or arthritis, in addition to his or her memory loss, Alzheimer’s or other dementia.<sup>67</sup>

Table 9 shows selected findings from the Washington State survey for caregivers who said that the person for whom they provided care had “a problem with memory loss or a condition like Alzheimer’s disease or a related dementia.” Since the questions about caregiving were embedded in the state’s BRFSS survey, the findings include responses to the caregiving questions and responses to other survey questions that can be analyzed for caregivers of people with Alzheimer’s and other dementias because these caregivers are identified in the survey. As noted in the table:

- 53 percent of the caregivers were aged 45–64; 30 percent were under age 45; and 16 percent were aged 65 or older;
- 59 percent were female;
- 26 percent were living with the person for whom they provided care;
- 25 percent were providing 40 or more hours of care a week;
- 13 percent were long-distance caregivers; that is, they lived one or more hours away from the person for whom they provided care; and
- 27 percent had children under age 18 living in their household, including 12 percent with one child and 15 percent with two or more children (data not shown).<sup>67</sup>

---

The findings from Washington State show that stress is the greatest difficulty faced by caregivers of people with Alzheimer's and other dementias. In addition, 18 percent of caregivers say they do not have enough time for themselves; 14 percent say they do not have enough time for their families; and 13 percent answer that caregiving creates a financial burden for them. More than one-third say that information about local programs would help with caregiving; 30 percent respond that money for additional resources would benefit them; one-quarter select respite care as an important need; and 22 percent say that family consultation or counseling would help.<sup>67</sup>

In North Carolina, 42 percent of people who identified themselves as caregivers in the 2005 North Carolina survey said that the person for whom they provided care had "a problem with memory loss or confusion or a disorder like Alzheimer's disease."<sup>70</sup> Information is available about caregiver gender, race, age, education and household income for caregivers who do and do not say the person for whom they provided care had memory loss or confusion or a disorder like Alzheimer's disease.

In Los Angeles County, 25 percent of people who identified themselves as caregivers in the 2007 survey said that the person for whom they provided care had "Alzheimer's or a related form of memory impairment."<sup>72</sup> The survey data show that:

- 57 percent of the caregivers were aged 40–64; 31 percent were under age 40; and 12 percent were aged 65 or older;
- 77 percent of the caregivers were providing care for a relative, including 49 percent who were providing care for a parent or parent-in-law;
- 58 percent were female;
- 37 percent were spending 20 or more hours a week on caregiving;

- 48 percent were employed 35 or more hours per week, and those working caregivers reported providing an average of 18 additional hours per week of care, including 17 percent who provided 10–19 hours of care, 36 percent who provided 20+ hours of care, and 47 percent who provided less than 10 hours of care;
- 20 percent had income below the poverty level.<sup>72</sup>

In 2009, all states will include the following question about caregiving in their BRFSS surveys:

"People may provide regular care or assistance to a friend or family member who has a health problem, long-term illness or disability. During the past month, did you provide any such care or assistance to a friend or family member?"

The CDC has also released an approved set of nine questions about caregiving that states could add to their BRFSS surveys beginning in 2009. This set of questions includes the question, "During the past year, has the person you care for experienced changes in thinking or remembering?" which can be further clarified by the interviewer to mean that the person "had more difficulty remembering people, places or things, or understanding or making decisions as easily as they once did."

**Table 8:**
**Number of Alzheimer and Other Dementia Caregivers, Hours of Unpaid Care  
and Economic Value of the Care by State, 2008**

State	Number of Alzheimer/ Dementia Caregivers	Hours of Unpaid Care per Year	Value of Unpaid Care
<b>All States</b>	<b>9,856,945</b>	<b>8,508,514,817</b>	<b>\$94,444,514,466</b>
Alabama	168,363	145,331,368	\$1,613,178,184
Alaska	14,539	12,550,265	\$139,307,943
Arizona	179,305	154,775,727	\$1,718,010,574
Arkansas	111,758	96,469,079	\$1,070,806,781
California	1,112,121	959,982,607	\$10,655,806,936
Colorado	143,956	124,262,492	\$1,379,313,661
Connecticut	113,074	97,605,554	\$1,083,421,654
Delaware	29,589	25,540,976	\$283,504,829
District of Columbia	16,837	14,533,507	\$161,321,930
Florida	573,249	494,828,745	\$5,492,599,071
Georgia	353,919	305,502,898	\$3,391,082,166
Hawaii	30,540	26,362,111	\$292,619,427
Idaho	47,047	40,611,136	\$450,783,610
Illinois	349,614	301,786,819	\$3,349,833,685
Indiana	211,236	182,339,133	\$2,023,964,382
Iowa	96,292	83,119,307	\$922,624,309
Kansas	84,717	73,128,121	\$811,722,145
Kentucky	153,210	132,251,117	\$1,467,987,394
Louisiana	160,914	138,900,565	\$1,541,796,269
Maine	46,215	39,893,050	\$442,812,859
Maryland	168,071	145,079,317	\$1,610,380,420
Massachusetts	208,821	180,254,341	\$2,000,823,183
Michigan	364,293	314,457,518	\$3,490,478,446
Minnesota	175,960	151,888,916	\$1,685,966,972
Mississippi	133,528	115,261,619	\$1,279,403,972

**Table 8 (Continued):**

State	Number of Alzheimer/ Dementia Caregivers	Hours of Unpaid Care per Year	Value of Unpaid Care
Missouri	180,997	156,236,940	\$1,734,230,037
Montana	33,365	28,800,394	\$319,684,369
Nebraska	54,647	47,171,212	\$523,600,451
Nevada	75,652	65,302,918	\$724,862,386
New Hampshire	41,215	35,576,788	\$394,902,345
New Jersey	290,550	250,802,854	\$2,783,911,684
New Mexico	58,446	50,450,909	\$560,005,088
New York	651,705	562,552,068	\$6,244,327,960
North Carolina	317,742	274,274,804	\$3,044,450,328
North Dakota	17,490	15,097,380	\$167,580,919
Ohio	391,022	337,530,280	\$3,746,586,108
Oklahoma	113,475	97,951,999	\$1,087,267,190
Oregon	122,043	105,347,495	\$1,169,357,192
Pennsylvania	432,589	373,410,861	\$4,144,860,553
Rhode Island	35,291	30,463,091	\$338,140,312
South Carolina	162,350	140,140,116	\$1,555,555,287
South Dakota	27,235	23,508,847	\$260,948,201
Tennessee	225,258	194,442,829	\$2,158,315,399
Texas	760,548	656,505,018	\$7,287,205,697
Utah	90,283	77,932,159	\$865,046,968
Vermont	15,848	13,680,360	\$151,851,997
Virginia	250,025	215,821,226	\$2,395,615,613
Washington	181,542	156,706,861	\$1,739,446,160
West Virginia	84,499	72,939,381	\$809,627,130
Wisconsin	180,134	155,491,718	\$1,725,958,068
Wyoming	15,825	13,660,020	\$151,626,219

Created from data from the 2000 BRFSS, U.S. Census Bureau, National Alliance for Caregiving and AARP. <sup>A8, A9, A10, 66</sup>

**Table 9:**
**Family and Other Unpaid Caregivers of People with Alzheimer's,  
Other Dementias and/or Memory Loss, Washington State, 2007**

Characteristics of the Caregivers and Care Recipient	Caregivers of People with Alzheimer's/ Dementia and/or Memory Loss n=199,861
<b>Caregiver Age</b>	
18-44	30%
45-64	53%
65+	16%
<b>Caregiver Gender</b>	
Female	59%
Male	41%
<b>Caregiver Employment Status</b>	
Employed/homemaker/student	69%
Unemployed/retired/unable to work	31%
<b>Caregiver Race/Ethnicity</b>	
White/non-Hispanic	90%
Black/non-Hispanic	1%
Other/non-Hispanic	6%
Hispanic	3%
<b>Caregiver Marital Status</b>	
Married or living with a partner	69%
Divorced, widowed, separated	15%
Never married	16%
<b>Children in the Caregiver's Household</b>	
None	72%
One or more	27%
<b>Caregiver Self-Reported Activity Limitation Due to Health Problems</b>	
	27%
<b>Caregiver Physical Activity</b>	
Meets physical activity recommendations	56%
Insufficient physical activity	36%
No physical activity	8%
<b>Caregiver Income</b>	
Less than \$20,000	10%
\$20,000 - \$49,000	48%
\$50,000 or more	42%
<b>Care Recipient Age</b>	
Under 45	6%
45-64	16%
65-74	14%
75-84	28%
85+	36%
<b>Care Recipient Gender</b>	
Female	71%
Male	29%

**Table 9 (Continued):**

Characteristics of the Caregivers and Care Recipient	Caregivers of People with Alzheimer's/ Dementia, and/or Memory Loss n=199,861
<b>Care Recipient's Relationship to Caregiver</b>	
Parent or parent-in-law	51%
Grandparent or other family member	20%
Friend or neighbor	16%
Spouse or partner	10%
Client or patient	2%
<b>Care Recipient's Distance from Caregiver</b>	
Lives with caregiver	26%
Less than 20 minutes away	44%
20-60 minutes away	17%
1-2 hours away	7%
More than 2 hours away	6%
<b>Respondent is Primary Caregiver</b>	<b>34%</b>
<b>Hours of Care Provided per Week</b>	
0-8	45%
9-19	16%
20-39	14%
40+	25%
<b>Areas in Which the Care Recipient Needs Most Help (Caregiver Could Name up to 2 Areas.)</b>	
Learning, remembering, confusion	41%
Self care	39%
Moving around	26%
Feeling anxious or depressed	23%
Communicating with others	14%
Getting along with people	9%
<b>Greatest Difficulty Faced by Caregiver (Caregiver Could Name up to 2 Difficulties.)</b>	
Creates stress	48%
Not enough time for himself/herself	18%
Affects family relationships	15%
Not enough time for family	14%
Financial burden	13%
Interferes with work	11%
Creates or aggravates health problems	5%
<b>Services That Would be Helpful for Caregivers</b>	
Information about local programs	38%
Money to pay for additional resources	30%
Respite care (breaks from caregiving)	25%
Family consultation/counseling	22%
Education	19%
Other	7%

Created from data from the Washington State Behavioral Risk Surveillance Survey, 2007.<sup>67</sup>

**People with  
Alzheimer's disease  
and other dementias  
are high users of  
healthcare and long-  
term care services.**



In 2004, total per-person payments from all sources for health and long-term care were three times higher for Medicare beneficiaries aged 65 and older with Alzheimer's and other dementias than for other Medicare beneficiaries in the same age group (\$33,007 compared with \$10,603 per person).<sup>73, A11</sup> Table 10 shows total per-person payments and per-person payments from Medicare, Medicaid and other sources for healthcare and long-term care services for Medicare beneficiaries aged 65 and older who did or did not have Alzheimer's or other dementia.

Most older people with Alzheimer's disease and other dementias have Medicare,<sup>A12</sup> and their high use of hospital and other healthcare services translates into high costs for Medicare. In 2004, average Medicare payments per person for beneficiaries aged 65 and older with Alzheimer's and other dementias were almost three times higher than average Medicare payments for other Medicare beneficiaries in the same age group (\$15,145 compared with \$5,272 per person).<sup>73</sup> (See Table 10.)

Medicaid pays for nursing home and other long-term care services for some people with very low income and few

assets,<sup>A13</sup> and the high use of these services by people with Alzheimer's and other dementias translates into high costs for Medicaid. In 2004, average Medicaid payments per person for Medicare beneficiaries aged 65 and older with Alzheimer's and other dementias were more than nine times higher than average Medicaid payments for other Medicare beneficiaries in the same age group (\$6,605 compared with \$718 per person).<sup>73</sup> (See Table 10.)

With one exception, average per person payments from each other source were also higher for Medicare beneficiaries with Alzheimer's and other dementias than for other Medicare beneficiaries. As shown in Table 10, average per person payments by private insurance were 1.3 times higher (\$1,847 compared with \$1,466).<sup>73</sup> Average per person payments by other payers, including the Department of Veterans Affairs, were 2.5 times higher (\$519 compared with \$211). Out-of-pocket payments were 1.3 times higher (\$2,464 compared with \$1,916), and uncompensated care was 1.3 times higher (\$261 compared with \$201). Only average per person payments by HMOs were lower for people with Alzheimer's and other dementias than for other Medicare beneficiaries (\$410 compared with \$704).<sup>73</sup>

**Table 10:**

**Average Per Person Payments by Source for Healthcare and Long-term Care Services, Medicare Beneficiaries Aged 65 and Older, with and without Alzheimer's Disease and Other Dementias, 2004**

Average Per Person Payments	Beneficiaries with no Alzheimer's or Other Dementia	Beneficiaries with Alzheimer's or Other Dementia
<b>Total payments*</b>	<b>\$10,603</b>	<b>\$33,007</b>
Medicare	5,272	15,145
Medicaid	718	6,605
Private insurance	1,466	1,847
Other sources	211	519
HMO	704	410
Out-of-pocket	1,916	2,464
Uncompensated care	201	261

\* Payments by source do not equal total payments exactly due to the effect of population weighting.  
Created from data from Bynum, *Medicare Current Beneficiary Survey*.<sup>73</sup>

American businesses also incur high indirect costs due to lost productivity, missed work and replacement expenses for employees who are caring for a person with Alzheimer's or other dementia and have to reduce their hours, take time off or completely quit working because of the demands of caregiving.

In 2005, the direct costs to Medicare and Medicaid for care for people with Alzheimer's and other dementias and the estimated indirect costs to businesses for employees who were caregivers of people with Alzheimer's and other dementias amounted to more than \$148 billion, including:

- \$91 billion in Medicare costs for care of beneficiaries with Alzheimer's and other dementias.<sup>74</sup>
- \$21 billion in state and federal Medicaid costs for nursing home care for people with Alzheimer's and other dementias.<sup>74</sup>
- \$36.5 billion in indirect costs to business for employees who are caregivers of people with Alzheimer's and other dementias, calculated for 2002 and projected to 2005.<sup>75,A14</sup>

All of these costs will continue to rise each year as the number of people with Alzheimer's and other dementias grows with the aging of our population.

## Use and Costs of Healthcare Services

People with Alzheimer's disease and other dementias have more than three times as many hospital stays as other older people. Their total Medicare costs and Medicare costs for hospital care are almost three times higher than for other Medicare beneficiaries. Use and costs of healthcare services for people with other serious medical conditions are strongly affected by the presence or absence of Alzheimer's and other dementias; that is, people with serious medical conditions, such as coronary heart disease, diabetes, congestive heart failure and cancer who also have Alzheimer's or other dementia have higher use and costs of healthcare services than people with these medical conditions but no Alzheimer's or other dementia.

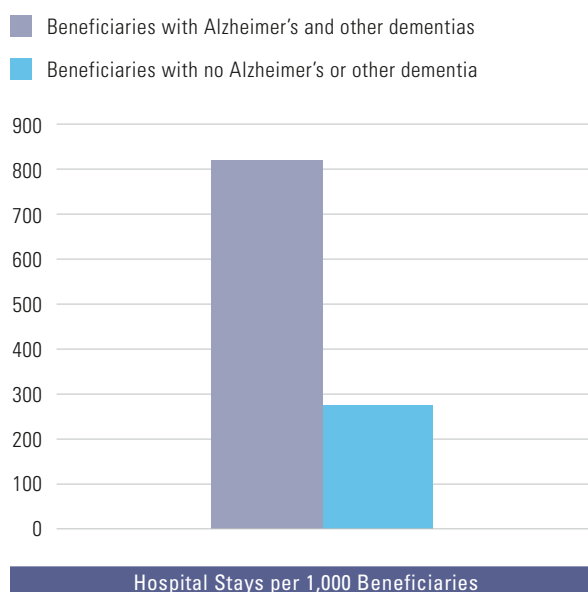
## Use of Healthcare Services by Setting

Older people with Alzheimer's disease and other dementias have more hospital stays, skilled nursing home stays and home healthcare visits than other older people. As noted earlier, almost all people aged 65 and older have Medicare, and the following information about use of healthcare services is based primarily on data from Medicare claims and surveys of Medicare beneficiaries.

- **Hospital:** In 2004, Medicare beneficiaries aged 65 and older with Alzheimer's and other dementias were 3.1 times more likely than other Medicare beneficiaries in the same age group to have a hospital stay (828 hospital stays per 1,000 beneficiaries with Alzheimer's and other dementias compared with 266 hospital stays per 1,000 beneficiaries for other Medicare beneficiaries).<sup>73</sup> (See Figure 14.) At any one time, about one-quarter of all hospital patients aged 65 and older are people with Alzheimer's and other dementias.<sup>76</sup>

**Figure 14:**

### Hospital Stays for Medicare Beneficiaries Aged 65 and Older with and without Alzheimer's and Other Dementias, 2004



Created from data from Bynum, *Medicare Current Beneficiary Survey*.<sup>73</sup>

**Table 11:****Percentages of Medicare Beneficiaries Aged 65 and Older with Alzheimer's and Other Dementias by Specified Coexisting Medical Conditions, 2004**

Coexisting Condition	Percentage With Alzheimer's or Other Dementia and the Coexisting Condition
Hypertension	60
Coronary heart disease	26
Stroke – late effects	25
Diabetes	23
Osteoporosis	18
Congestive heart failure	16
Chronic obstructive pulmonary disease	15
Cancer	13
Parkinson's disease	8

Created from data from Bynum, *Medicare Current Beneficiary Survey*.<sup>73</sup>

- **Skilled nursing facility (SNF):** In 2004, Medicare beneficiaries aged 65 and older with Alzheimer's and other dementias were eight times more likely than other Medicare beneficiaries in the same age group to have a Medicare-covered stay in an SNF (319 stays per 1,000 beneficiaries with Alzheimer's and other dementias compared with 39 stays per 1,000 beneficiaries for other beneficiaries).<sup>73</sup>
- **Home health care:** In 2004, one-quarter of Medicare beneficiaries aged 65 and older who received Medicare-covered home health care services were people with Alzheimer's and other dementias,<sup>77</sup> about twice as many as one would expect given the proportion of Medicare beneficiaries with Alzheimer's and other dementias among all Medicare beneficiaries.

## Impact of Coexisting Medical Conditions

Most people with Alzheimer's and other dementias have one or more other serious medical conditions. For example, in 2004, 26 percent of Medicare beneficiaries aged 65 and older with Alzheimer's and other dementias also had coronary heart disease;

23 percent also had diabetes; 16 percent also had congestive heart failure; and 13 percent also had cancer.<sup>73</sup> (See Table 11.)

As shown in Table 11, the percentages of Medicare beneficiaries with Alzheimer's disease and other dementias who also have various coexisting medical conditions clearly sums to more than 100 percent. This means that many Medicare beneficiaries with Alzheimer's and other dementias have more than one other serious medical condition.

People with serious medical conditions and Alzheimer's or other dementia are more likely to be hospitalized and to stay in the hospital longer than people with the same serious medical conditions but no Alzheimer's or other dementia.

- **Coronary heart disease:** In 2006, Medicare beneficiaries with coronary heart disease and Alzheimer's or other dementia had 946 hospital discharges per 1,000 beneficiaries, compared with 668 hospital discharges per 1,000 for beneficiaries with coronary heart disease and no Alzheimer's or other dementia.<sup>78,A15</sup> The average number of hospital days was also greater for beneficiaries with coronary heart disease

---

and Alzheimer's or other dementia (6.2 days per person compared with 3.7 days for beneficiaries with coronary heart disease but no Alzheimer's or other dementia).<sup>78</sup>

- **Diabetes:** In 2006, Medicare beneficiaries with diabetes and Alzheimer's or other dementia had 902 hospital discharges per 1,000 beneficiaries, compared with 550 hospital discharges per 1,000 for beneficiaries with diabetes and no Alzheimer's or other dementia.<sup>78</sup> The average number of hospital days was also greater for beneficiaries with diabetes and Alzheimer's or other dementia (6 days per person compared with 3.2 days for beneficiaries with diabetes but no Alzheimer's or other dementia).<sup>78</sup>
- **Congestive heart failure:** In 2006, Medicare beneficiaries with congestive heart failure and Alzheimer's or other dementia had 976 hospital discharges per 1,000 beneficiaries, compared with 822 hospital discharges per 1,000 for beneficiaries with congestive heart failure and no Alzheimer's or another dementia.<sup>78</sup> The average number of hospital days was also greater for beneficiaries with congestive heart failure and Alzheimer's or other dementia (6.4 days per person compared with 4.8 days for beneficiaries with congestive heart failure but no Alzheimer's or other dementia).<sup>78</sup>
- **Cancer:** In 2006, Medicare beneficiaries with cancer and Alzheimer's or other dementia had 791 hospital discharges per 1,000 beneficiaries, compared with 490 hospital discharges per 1,000 for beneficiaries with cancer and no Alzheimer's or other dementia.<sup>78</sup> The average number of hospital days was also greater for beneficiaries with cancer and Alzheimer's or other dementia (5.1 days per person compared with 2.8 days for beneficiaries with cancer but no Alzheimer's or other dementia).<sup>78</sup>

People with Alzheimer's and other dementias are most often hospitalized for treatment of their coexisting medical conditions,<sup>79,80</sup> and data from an analysis of 1999 Medicare claims suggest that some of these hospitalizations are potentially preventable.<sup>38</sup> A *potentially preventable hospitalization* is defined as a hospitalization for a condition that can be prevented altogether or whose course can be mitigated with optimum outpatient management, thus preventing the hospitalization. In 1999, Medicare beneficiaries aged 65 and older with Alzheimer's disease and other dementias were 2.4 times more likely than other Medicare beneficiaries in that age group to have a potentially preventable hospitalization.<sup>38</sup>

One study of a large, nationally representative sample of people aged 70 and older found that those with cognitive impairment who said (or their proxy respondent said) that a doctor had told them they had Alzheimer's disease or other dementia had significantly more physician contacts (including both in-person and telephone contacts) and significantly fewer hospital days than a comparison group of people with cognitive impairment who said (or their proxy respondent said) that a doctor had not told them they had Alzheimer's disease or other dementia.<sup>81</sup> This finding suggests that recognition of Alzheimer's or other dementia by the doctor, the person with the condition and/or the family may increase optimum outpatient management and reduce hospital days.

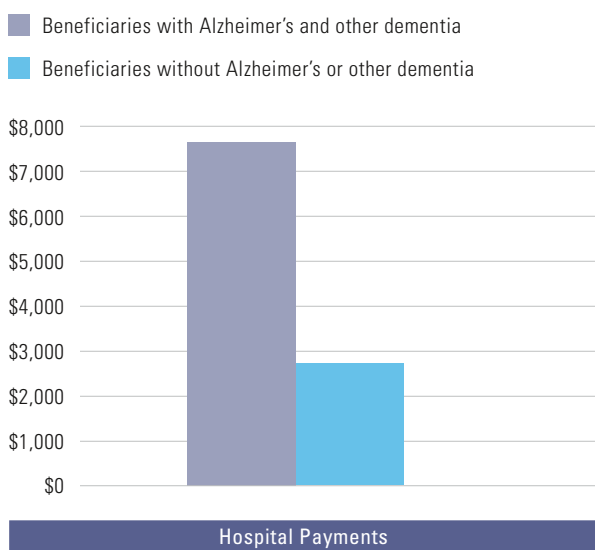
## Costs of Healthcare Services by Setting

In 2004, average per person payments from all sources for healthcare services, including hospital, physician and other medical provider, skilled nursing facility, home health care and prescription medications, were higher for Medicare beneficiaries aged 65 and older with Alzheimer's and other dementias than for other Medicare beneficiaries in the same age group.

- **Hospital:** In 2004, average per person payments from all sources for hospital care for Medicare beneficiaries aged 65 and older with Alzheimer's and other dementias were 2.8 times higher than for other Medicare beneficiaries in the same age group (\$7,663 per person compared with \$2,748 per person for beneficiaries with no Alzheimer's or other dementia).<sup>73</sup> (See Table 12 and Figure 15.)

**Figure 15:**

### Average Per Person Payments for Hospital Care for Medicare Beneficiaries Age 65 and Older Who Have Alzheimer's and Other Dementias Compared with Other Medicare Beneficiaries, 2004



Created from data from Bynum, *Medicare Current Beneficiary Survey*.<sup>73</sup>

- **Medical provider:** In 2004, average per person payments from all sources for services provided by physicians and other providers, laboratory services and medical equipment and supplies for Medicare beneficiaries aged 65 and older with Alzheimer's and other dementias were 1.4 times higher than for other Medicare beneficiaries in the same age group (\$4,355 per person compared with \$3,097 per person).<sup>73</sup> (See Table 12.)
- **Skilled nursing facility:** In 2004, average per person payments from all sources for skilled nursing facility care for Medicare beneficiaries aged 65 and older with Alzheimer's and other dementias were 9 times higher than for other Medicare beneficiaries in the same age group (\$3,030 per person compared with \$333 per person).<sup>73</sup> (See Table 12.)
- **Home health care:** In 2004, average per person payments from all sources for home health care services for Medicare beneficiaries aged 65 and older with Alzheimer's and other dementias were 4.5 times higher than for other Medicare beneficiaries in the same age group (\$1,256 per person compared with \$282 per person).<sup>73</sup> (See Table 12.)
- **Prescription medications:** Information on payments for prescription drugs for people with and without Alzheimer's and other dementias is only available for people who were living in the community. In 2004, average per person payments from all sources for prescription medications for community-living Medicare beneficiaries aged 65 and older with Alzheimer's and other dementias were 1.5 times higher than for other community-living Medicare beneficiaries in the same age group (\$2,509 per person compared with \$1,728 per person).<sup>73</sup> (See Table 12.)

**Table 12:****Average Per Person Payments for Healthcare Services, Medicare Beneficiaries Aged 65 and Older with and without Alzheimer's and Other Dementias, 2004**

Healthcare Service	Average Per Person Payment for Those With No Alzheimer's or Other Dementia	Average Per Person Payment for Those With Alzheimer's or Other Dementia
Hospital	\$2,748	\$7,663
Medical provider*	3,097	4,355
Skilled nursing facility	333	3,030
Home health care	282	1,256
Prescription medications	1,728	2,509

\* "Medical provider" includes physician, other medical provider, laboratory services and medical equipment and supplies.  
Created from data from Bynum, *Medicare Current Beneficiary Survey*.<sup>73</sup>

## Costs of Coexisting Medical Conditions

Average per person payments for many healthcare services are higher for people who have other serious medical conditions and Alzheimer's or other dementia than for people who have the other serious medical conditions but no Alzheimer's or other dementia. Table 13 shows total average per person Medicare payments and average per person Medicare payments for selected services for Medicare beneficiaries with other serious medical condition who either do or do not have Alzheimer's or other dementia.<sup>78</sup> With one exception, Medicare beneficiaries with a serious medical condition and

Alzheimer's or other dementia had higher average per person payments than Medicare beneficiaries with the same medical conditions but no Alzheimer's or other dementia. The one exception is average per person payments for physician visits for people with congestive heart failure, where the average per person payment is \$29 lower for Medicare beneficiaries with congestive heart failure and Alzheimer's or other dementia than for Medicare beneficiaries with congestive heart failure and no Alzheimer's or other dementia (\$1,470 per person compared with \$1,499 per person).<sup>78</sup>

## Use and Costs of Long-term Care Services

Most people with Alzheimer's disease and other dementias live at home, usually with help from family and friends. As their dementia progresses, they generally receive more and more care from family and other unpaid caregivers. As noted in the section on caregiving, some receive around-the-clock supervision and help from a spouse or other unpaid caregiver who lives with them and provides care as needed, 24 hours a day. Many people with Alzheimer's and other dementias also receive paid services at home, in adult day centers, in assisted living facilities or in nursing homes, or in more than one of these

settings at different times in the often-long course of their illness. Given the high average cost of these services, e.g., adult day center services (\$64 a day), assisted living (\$36,372 a year) and nursing home care (\$69,715-\$77,380 a year), none of these services is affordable for long for most people with Alzheimer's and other dementias or their families. Medicaid is the only federal program that will cover the long nursing home stays that most people with dementia require in the late stages of their illness, but Medicaid requires beneficiaries to be poor to receive coverage. Private long-term care insurance is only an option for those healthy and wealthy enough to purchase policies before developing dementia.

**Table 13:**

### Average Per Person Payments by Type of Service and Medical Condition, Medicare Beneficiaries with or without Alzheimer's and Other Dementias, 2006

Selected Medical Condition by (AD/D) Status*	Average Total Medicare Payment	Average Medicare Hospital Care Payment	Average Medicare Physician Visits Payment	Average Medicare Skilled Nursing Facility Care Payment	Average Medicare Home Health Care Payment
Coronary Heart Disease					
With AD/D	\$20,780	\$7,453	\$1,494	\$3,072	\$1,497
Without AD/D	14,640	5,809	1,292	963	743
Diabetes					
With AD/D	20,655	7,197	1,412	3,071	1,651
Without AD/D	12,979	4,799	1,129	923	757
Congestive Heart Failure					
With AD/D	21,315	7,642	1,470	3,203	1,504
Without AD/D	17,739	7,172	1,499	1,424	1,026
Cancer					
With AD/D	18,775	6,198	1,328	2,488	1,283
Without AD/D	13,600	4,308	1,095	704	499

\*AD/D=Alzheimer's and other dementias.

Created from data from Bynum, *National 20% Sample Medicare Fee-for-Service Beneficiaries*.<sup>78</sup>

---

## Use of Long-term Care Services by Setting

At any one time, about 70 percent of people with Alzheimer's and other dementias are living at home.<sup>82</sup> Most of these people receive unpaid help from family members and friends, but some also receive paid home and community-based services, such as personal care and adult day center care. A study of older people who needed help to perform daily activities, such as dressing, bathing, shopping and managing money, found that those who also had cognitive impairment were more than twice as likely as those who did not have cognitive impairment to receive paid home care (29 percent of those with cognitive impairment received paid services compared with 12 percent of those who did not have cognitive impairment).<sup>83</sup> In addition, those who had cognitive impairment and received paid services used almost twice as many hours of care monthly as those who did not have cognitive impairment (206 hours compared with 108 hours).

People with Alzheimer's and other dementias make up a large proportion of all elderly people who receive non-medical home care, adult day center services, assisted living care and nursing home care.

- Home care: More than one-third (about 37 percent) of older people who received primarily non-medical home care services, such as personal care and homemaker services, through state home care programs in Connecticut, Florida and Michigan had cognitive impairment consistent with dementia.<sup>84,85,86</sup>
- Adult day center services: At least half of all elderly adult day center participants have Alzheimer's disease or other dementia.<sup>87,88</sup>

- Assisted living care: Estimates from various studies indicate that 45–67 percent of residents of assisted living facilities have Alzheimer's disease or other dementia.<sup>73,89</sup>
- Nursing home care: In 2007, 69 percent of all nursing home residents had some degree of cognitive impairment, including 27 percent who had mild cognitive impairment and 42 percent who had moderate to severe cognitive impairment.<sup>90</sup> (See Table 14.) In June 2008, 47 percent of all nursing home residents had a diagnosis of Alzheimer's or other dementia in their nursing home records.<sup>91</sup>
- Alzheimer's special care unit: Nursing homes had a total of 86,669 beds in Alzheimer's special care units in June 2008,<sup>92</sup> accounting for 5 percent of all nursing home beds at that time. The total number of nursing home beds in Alzheimer's special care units increased in the 1980s but has decreased since 2004, when there were 93,763 beds in such units.<sup>93</sup> Since almost half of nursing home residents have Alzheimer's or other dementia, and only 5 percent of nursing home beds are in Alzheimer's special care units, it is clear that the great majority of nursing home residents with Alzheimer's and other dementias are not in Alzheimer's special care units.



**Table 14:****Cognitive Impairment in Nursing Home Residents by State, 2007**

State	Total Nursing Home Residents*	Level of Cognitive Impairment (Percentage)		
		None	Very Mild/Mild	Moderate/ Severe
Alabama	50,282	27	27	46
Alaska	1,274	29	27	44
Arizona	39,950	47	24	30
Arkansas	33,474	24	30	47
California	254,790	34	26	40
Colorado	38,404	28	30	42
Connecticut	62,423	37	26	37
Delaware	9,220	35	26	39
District of Columbia	5,398	39	24	37
Florida	204,842	40	23	38
Georgia	65,142	15	24	61
Hawaii	8,331	25	23	53
Idaho	12,176	30	28	43
Illinois	167,966	29	32	39
Indiana	84,181	35	26	39
Iowa	49,104	22	30	48
Kansas	35,814	23	31	46
Kentucky	49,537	30	24	46
Louisiana	42,425	24	28	49
Maine	18,313	35	25	41
Maryland	64,611	39	23	39
Massachusetts	103,029	34	24	42
Michigan	99,066	30	26	44
Minnesota	70,112	29	30	41
Mississippi	27,884	23	28	48
Missouri	77,797	29	31	40

**Table 14 (Continued) :****Cognitive Impairment in Nursing Home Residents by State, 2007**

State	Home Residents*	Level of Cognitive Impairment (Percentage)		
		None	Very Mild/Mild	Severe
Montana	11,510	27	30	43
Nebraska	27,110	25	31	44
Nevada	12,206	39	25	36
New Hampshire	15,532	31	25	44
New Jersey	116,562	42	25	34
New Mexico	13,115	28	29	43
New York	227,231	35	25	40
North Carolina	87,247	33	23	44
North Dakota	10,648	22	30	48
Ohio	186,302	28	27	45
Oklahoma	37,504	29	31	41
Oregon	26,688	35	29	36
Pennsylvania	180,306	31	27	41
Rhode Island	16,935	30	28	42
South Carolina	37,117	28	22	50
South Dakota	11,317	22	30	49
Tennessee	70,375	25	26	49
Texas	183,562	24	32	45
Utah	17,377	37	29	34
Vermont	6,881	27	26	47
Virginia	69,221	32	26	42
Washington	57,001	32	28	40
West Virginia	21,655	36	21	43
Wisconsin	73,121	34	28	38
Wyoming	4,925	20	29	52
<b>U.S. Total</b>	<b>3,196,923</b>	<b>31</b>	<b>27</b>	<b>42</b>

\*These figures include all individuals who spent any time in a nursing home in 2007. Percentages for each state may not sum to 100 percent because of rounding.  
 Created from data from *Nursing Home Data Compendium 2008 Edition*.<sup>90</sup>

---

## Costs of Long-term Care Services by Setting

Costs are high for care at home or in an adult day center, assisted living facility or nursing home. Except where otherwise specified, the cost figures in the following bullets are for all service users, not just those with Alzheimer's and other dementias.

- Home care: In 2008, the average hourly rate for non-medical home care, including personal care and home-maker services, was \$18, or \$144 for an eight-hour day.<sup>94</sup>
- Adult day center services: In 2008, the average cost of adult day center services was \$64 per day.<sup>94</sup> Ninety-five percent of adult day centers provided care for people with Alzheimer's disease and other dementias, and 2 percent of these centers charged additional fees for these clients.
- Assisted living facility: In 2008, the average cost for basic services in an assisted living facility was \$3,031 a month, or \$36,372 a year.<sup>95</sup> Fifty-two percent of assisted living facilities provided specialized Alzheimer's and other dementia care and charged an average of \$4,267 a month, or \$51,204 a year for this care.
- Nursing home: In 2008, the average cost for a private room in a nursing home was \$212 a day, or \$77,380 a year. The average cost of a semi-private room in a nursing home was \$191 a day, or \$69,715 a year.<sup>95</sup> In Alzheimer's special care units, the average cost for a private room was \$219 a day, or \$79,935 a year, and the average cost for a semi-private room was \$198 a day, or \$72,270 a year.

## Affordability of Long-term Care Services

Few individuals with Alzheimer's disease or other dementia and their families can afford to pay for long-term care services for as long as the services are needed.

- Income and asset data are not available for people with Alzheimer's or other dementia, but the median income for people aged 65 and older was \$17,382 in 2007.<sup>96</sup> The median income for households headed by an older person was \$29,730. Even for older people whose incomes fall comfortably above the median, the costs of home care, adult day center services, assisted living care or nursing home care can quickly exceed their incomes.
- In 2005, 65 percent of older people living in the community and 84 percent of those at high risk of needing nursing home care had assets that would pay for less than a year in a nursing home.<sup>97</sup> Fifty-seven percent of older people in the community and 75 percent of those at high risk of needing nursing home care did not have enough assets to cover even a month in a nursing home.

## Long-term Care Insurance

In 2002, about 6 million people had long-term care insurance policies, which paid out \$1.4 billion for services for those who filed claims in that year.<sup>98</sup> Private health and long-term care insurance policies funded only about 7.2 percent of national long-term care spending in 2005.<sup>99</sup> However, long-term care insurance plays a significant role in paying for the care of people with dementia who purchase policies before developing the disease.

A study of people filing claims on their long-term care insurance policies for the first time during 2003, 2004 and 2005 shows that about two-thirds of those filing claims for care in assisted living residences (63 percent) and nursing homes (64 percent) had cognitive impairment.<sup>100</sup> The figure was 28 percent for those filing claims for paid home care.

---

## Medicaid Costs

Medicaid covers nursing home care and other long-term care services in the community for individuals who meet program requirements for level of care, income and assets. To receive coverage, beneficiaries must have low incomes or be poor due to their expenditures on these services. The federal government and states share in managing and funding the program, and states differ greatly in the services covered by their Medicaid programs.

Medicaid plays a critical role for people with dementia who can no longer afford to pay for their long-term care expenses on their own.

- In 2004, 28 percent of Medicare beneficiaries aged 65 and older with Alzheimer's disease or other dementia were also Medicaid beneficiaries.<sup>73</sup>
- About half of all Medicaid beneficiaries with Alzheimer's or other dementia are nursing home residents, and the rest live in the community.<sup>82</sup>
- Among nursing home residents with Alzheimer's disease and other dementias, 51 percent relied on Medicaid to help pay for their nursing home care in 2000.<sup>82</sup>
- Most nursing home residents who qualify for Medicaid must spend all their Social Security income and any other monthly income, except for a very small personal needs allowance, to pay for nursing home care. Medicaid only makes up the difference if the resident cannot pay the full cost of care or has a financially dependent spouse.
- Among older people with Alzheimer's disease and other dementias who were living in the community in 2000, 18 percent relied on Medicaid to help pay for their care.<sup>82</sup> Depending on which home and community-based services are covered by Medicaid in their state, these people could receive personal care, which provides assistance with daily activities like bathing and dressing; homemaker services; adult day care; respite care or other services.

- In 2004, total per person Medicaid payments for Medicaid beneficiaries aged 65 and older with Alzheimer's and other dementias were 3.8 times higher than Medicaid payments for other Medicaid beneficiaries in the same age group (\$23,631 per Medicaid beneficiary with Alzheimer's or other dementia compared with \$6,236 per Medicaid beneficiary with no Alzheimer's or other dementia).<sup>73</sup>

Much of the difference in Medicaid payments for beneficiaries with Alzheimer's and other dementias compared with other Medicaid beneficiaries is due to Medicaid payments for beneficiaries with Alzheimer's and other dementias who live in nursing homes and other residential care facilities, such as assisted living facilities. Including the large Medicaid payments for Medicaid beneficiaries with Alzheimer's and other dementias in nursing homes and other residential care facilities, total Medicaid payments for beneficiaries aged 65 and older with Alzheimer's and other dementias were almost as high in 2004 as total Medicaid payments for all other Medicaid beneficiaries in that age group combined (\$19 billion compared with \$22.6 billion);<sup>73</sup> this was true even though Medicaid beneficiaries aged 65 and older with Alzheimer's and other dementias accounted for only 18 percent of all Medicaid beneficiaries aged 65 and older in that year.

## Out-of-pocket Costs for Healthcare and Long-term Care Services

Although Medicare, Medicaid, and other sources such as the Veterans Health Administration and private insurance pay for most hospital and other healthcare services, and some long-term care services, for older people with Alzheimer's and other dementias, individuals and their families still incur high out-of-pocket costs. These costs are for Medicare and other health insurance premiums, deductibles and co-payments and healthcare and long-term care services that are not covered by Medicare, Medicaid or other sources.

In 2004, Medicare beneficiaries aged 65 and older with Alzheimer's disease and other dementias had average per person out-of-pocket costs amounting to \$2,464 for healthcare

---

and long-term care services that were not covered by other sources.<sup>73</sup> (See Table 10 at the beginning of this section.) Average per person out-of-pocket costs for people with Alzheimer's and other dementias were highest for those who were living in nursing homes and assisted living facilities (\$16,689 per person). Out-of-pocket costs for people aged 65 and older with Alzheimer's and other dementias who were living in the community were 1.2 times higher than the average for all other Medicare beneficiaries in that age group (\$2,298 per person for people with Alzheimer's and other dementias compared with \$1,916 per person for all other Medicare beneficiaries).<sup>73</sup>

Before the implementation of the Medicare Part D Prescription Drug Benefit in 2006, out-of-pocket expenses were increasing annually for Medicare beneficiaries.<sup>101</sup> In 2003, out-of-pocket costs for prescription medications accounted for about one-quarter of total out-of-pocket costs for all Medicare beneficiaries aged 65 and older.<sup>102</sup> Other important components of out-of-pocket costs were premiums for Medicare and private insurance (45 percent) and payments for hospital, physician and other healthcare services that were not covered by other sources (31 percent). With the implementation of the Medicare Part D Prescription Drug Benefit, out-of-pocket costs for prescription drugs are expected to drop, and this change will benefit Medicare beneficiaries with Alzheimer's and other dementias. Clearly, however, the biggest component of out-of-pocket costs for people with Alzheimer's and other dementias is nursing home and other residential care, and out-of-pocket costs for these services are likely to continue to grow over time.

## Use and Costs of Hospice Care

Hospices provide medical care, pain management, and emotional and spiritual support for people who are dying, including people with Alzheimer's disease and other dementias. Hospices also provide emotional and spiritual support and bereavement services for families of people who are dying. The main purpose of hospice care is to allow individuals to die with dignity and without pain and other distressing symptoms that often accompany terminal illness. Individuals can receive hospice care in their homes, assisted living residences or

nursing homes. Medicare is the primary source of payment for hospice care, but private insurance, Medicaid and other sources also pay for hospice care.

## Use of Hospice Services

The National Hospice and Palliative Care Organization estimates that in 2007 about 10 percent of all people admitted to hospices in the United States had a primary hospice diagnosis of Alzheimer's disease or other dementia.<sup>103</sup> Likewise, an extensive review of Medicare hospice records found that in 2005, 9.8 percent of people who received Medicare-covered hospice benefits were people with a primary hospice diagnosis of Alzheimer's disease or other dementia, including 5.7 percent (43,000 people) with a primary hospice diagnosis of Alzheimer's disease and 4.1 percent (31,000 people) with a primary hospice diagnosis of other dementia.<sup>104</sup>

The number of people with Alzheimer's and other dementias who receive hospice care has increased in recent years. In 2001, only 6.8 percent of all hospice admissions were people with a primary hospice diagnosis of Alzheimer's or other dementia, compared to 10.1 percent in 2007.<sup>103,105</sup>

Hospice length of stay has also increased in recent years. The average length of stay for hospice beneficiaries with a primary hospice diagnosis of Alzheimer's disease increased from 66 days in 2000 to 99 days in 2005; likewise, the average length of stay for hospice beneficiaries with a primary hospice diagnosis of dementia increased from 57 days in 2000 to 85 days in 2005.<sup>104</sup>

## Costs of Hospice Services

In 2004, total payments from all sources for hospice care for Medicare beneficiaries aged 65 and older with Alzheimer's and other dementias amounted to \$2.8 billion.<sup>73</sup> Average per person payments for hospice care for beneficiaries aged 65 and older with Alzheimer's or other dementia were eight times higher than for other Medicare beneficiaries in the same age group (\$976 per person compared with \$120 per person).<sup>73</sup>

Special Report:

---

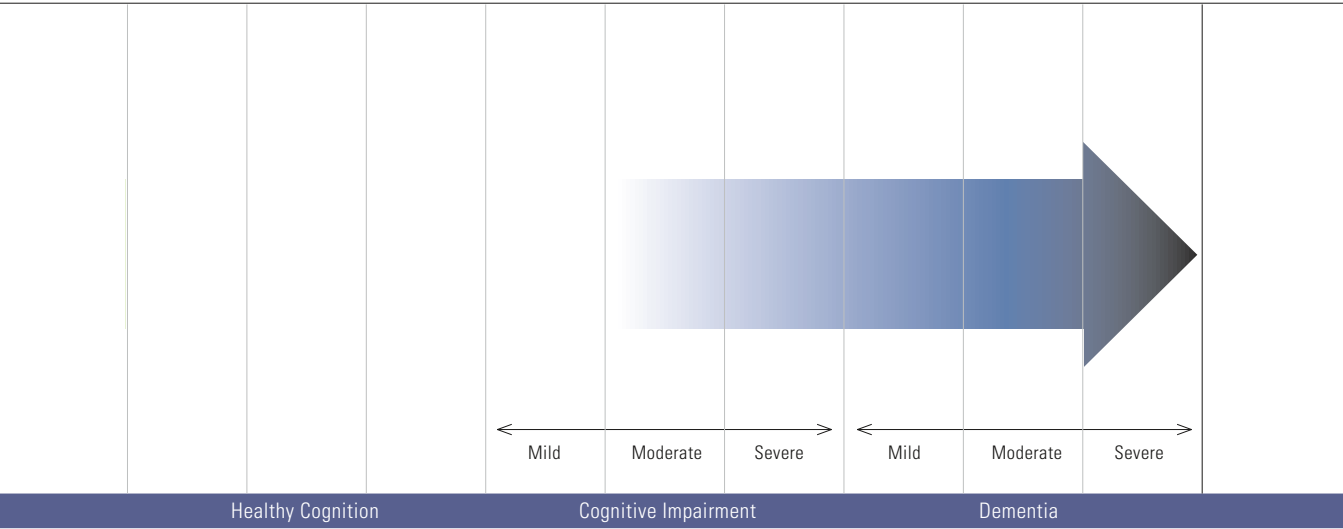
# Mild Cognitive Impairment and Early-Stage Alzheimer's Disease

This special section of *2009 Alzheimer's Disease Facts and Figures* highlights what is known about MCI and identifies implications and opportunities for advancing Alzheimer research.

Mild cognitive impairment (MCI) is a condition in which a person has problems with memory, language or another essential cognitive function that are severe enough to be noticeable to others and show up on cognitive tests, but not severe enough to interfere with daily life. Studies indicate that as many as 10–20 percent of people aged 65 and older have MCI. It is an integral part of our understanding of Alzheimer’s disease and other dementias because a significant portion of people with MCI, but not all, will later develop Alzheimer’s. Questions remain to be answered about the relationship between MCI and subsequent development of Alzheimer’s and other dementias. It is unclear what mechanisms put those with MCI at greater risk for developing Alzheimer’s or other dementia. But early identification and intervention can be of real benefit to the person affected, and participation by people with MCI in clinical trials can accelerate scientific learning.

The concept of MCI has come to represent a potential transitional state between normal aging and the earliest symptoms of Alzheimer’s. The figure below provides a schematic of the continuum from healthy cognition to various levels of cognitive impairment and, finally, to increasing severity of dementia. Individuals with MCI experience increased forgetfulness, yet continue to function reasonably well overall. To the casual observer, an individual with MCI seems largely normal. However, the individual with MCI is often aware of a significant change in memory, and family members may observe changes in the individual’s abilities. While briefly forgetting an acquaintance’s name or misplacing one’s car keys is quite common, forgetting significant events such as doctor appointments and recent visits of relatives and friends is worrisome. When the information being forgotten is important to the individual and forgetfulness is becoming more frequent, a thorough evaluation by a physician is appropriate.

**Figure 16:**  
**Healthy Cognition–to–Dementia Continuum**



An individual’s movement from healthy cognition to dementia is a continuum. The transition from healthy or normal cognition to cognitive impairment is not distinct, but blurred, as represented by the blurred coloring between various stages of cognitive function in the illustration. Similar transitions occur between cognitive impairment and dementia. When individuals experience declines in cognitive function that are severe enough to be noticeable to others and show up on cognitive tests, but not severe enough to interfere with daily life, they may have mild cognitive impairment (MCI). Individuals with MCI are at greater risk of developing Alzheimer’s disease.

---

## Assessing Memory Loss

Memory concerns are a common reason for physician visits. Typically, the physician will obtain a health history from the person and someone who knows the individual well. If a pattern of increasing forgetfulness of important information emerges, the physician will perform a mental status examination as well as a general medical examination. If the physician is concerned about the degree of forgetfulness, additional testing might be undertaken, such as a neuropsychological examination, which is an inventory of a person's cognitive abilities—memory, language function, problem solving and visuospatial skill—to help determine if the memory and thinking concerns are beyond what would be expected for the individual's age, and the extent to which other abilities beyond memory are impaired. Magnetic resonance imaging (MRI) scans of the brain and tests for treatable causes of cognitive impairment, such as a thyroid abnormality or a vitamin B12 deficiency, are examples of the kinds of evaluations a physician might make to better understand the reason for the cognitive impairment. If forgetfulness is becoming increasingly severe yet has developed gradually and no other obvious explanations such as medication side effects, coexisting illnesses, anxiety or depression exist, the physician might conclude that a neurodegenerative process, such as MCI, is a possibility.

Individuals with MCI, however, are quite functional. They are still driving, paying bills and interacting in society in a relatively normal way. Difficulties only become apparent when their memories are stressed or they are required to multi-task. Individuals with this degree of memory impairment but intact cognitive functions such as language skills, attention, executive function (the ability to plan, reason, solve problems and focus on a task) and visuospatial skills (the ability to understand and use symbols and maps, for example, and the ability to translate visual signals into a correct impression of where objects are in space) are considered to have MCI. With the aging of society, MCI is becoming an increasingly important condition to recognize since it can represent the earliest stages of Alzheimer's disease, may be treatable and is important for counseling, planning and educational purposes.

## Frequency

Several recent epidemiologic studies have been completed assessing the frequency of MCI in the general population.<sup>106,107,108,109</sup> The Mayo Clinic Study of Aging has estimated the prevalence of MCI to be between 13 percent and 16 percent of individuals aged 70 to 89 years old.<sup>110</sup> Several international studies have indicated a prevalence of between 10 percent and 20 percent in individuals aged 65 and older.<sup>109,111</sup> This is a significant proportion of the population considering that baby boomers are now aging into the period of highest risk for cognitive disorders and dementia. As a result of the baby boomer impact, the Alzheimer's Association estimates that if nothing is done to delay the onset or slow the progression of Alzheimer's disease, this single entity will bankrupt the healthcare system as we know it.

## Outcome

While some individuals with MCI ultimately revert to normal cognitive status or do not go on to develop dementia, individuals with MCI develop dementia, most commonly Alzheimer's, at a higher rate than individuals without MCI. People whose MCI symptoms cause them enough concern to visit a physician appear to have a higher risk of developing dementia. It's estimated that as many as 15 percent of these individuals progress from MCI to dementia each year. From this estimate, nearly half of all people who have visited a physician about MCI symptoms will develop dementia in three or four years.<sup>112</sup> This estimate is somewhat higher than for individuals whose MCI is identified through assessments of community residents. When individuals are identified as having MCI through community sampling (and not as a result of visits to physicians because of cognitive concerns), their rate of progression is as high as 10 percent per year.<sup>107</sup> This may reflect that symptoms among those identified through community sampling are generally less severe than symptoms among those who seek medical care. Thus, if a person already is concerned about his or her memory and meets criteria for MCI, he or she is more likely to progress to dementia at a higher rate.



---

## Predictors of Progression from MCI to Dementia

Some individuals with MCI may develop dementia at a higher rate than other individuals with MCI, depending on certain characteristics. For example, if a person with MCI also has brain atrophy as shown on an MRI scan—meaning that the brain regions involved with memory are smaller than those in individuals without memory impairments—the person is more likely to rapidly progress to dementia.<sup>113,114,115,116,117</sup>

Other factors also predict who might progress more rapidly to dementia, such as severity of memory impairment, a certain pattern of glucose metabolism in the brain that is characteristic of Alzheimer's and levels of particular proteins in cerebrospinal fluid that are consistent with Alzheimer's.<sup>118,119</sup>

Biomarkers such as these are an area of active investigation by researchers. Clinical trials investigating new therapeutic agents for Alzheimer's are increasingly incorporating imaging techniques as well as biomarkers. Ultimately, it is hoped that these studies will provide clearer answers about which individuals with MCI are more likely to develop Alzheimer's and when it is likely to happen. In addition, these individuals will be very important to identify, as they possess the characteristics of early Alzheimer's and may be the best candidates for inclusion in clinical trials to try to understand how to prevent Alzheimer's.

One large study of this nature co-sponsored by the Alzheimer's Association is the Alzheimer's Disease Neuroimaging Initiative (ADNI). This study involves 800 individuals: 200 who are cognitively normal, 400 with MCI and 200 with mild Alzheimer's. All participants undergo a variety of brain imaging techniques such as MRI scans or positron emission tomography (PET) scans to measure glucose metabolism in the brain.

A subset also receives PET scans of the brain to identify beta-amyloid, a protein that is a hallmark of Alzheimer's.<sup>120</sup>

About 50 percent of the participants undergo lumbar punctures, which enable measurement of cerebrospinal fluid biomarkers. These biomarkers are being assessed to determine their utility in predicting who is more likely to progress to Alzheimer's in the near future.<sup>120</sup>

Most investigators believe that the earlier interventions occur in the Alzheimer's disease process, the greater the chances of delaying or stopping additional damage to the brain. Extensive research efforts are under way to detect Alzheimer's at its earliest stage. Ideally, physicians would intervene even before the development of overt symptoms.

## Treatment

No drugs have been approved by the FDA for the treatment of MCI. Several large international clinical trials of drug interventions for MCI have been completed. Unfortunately, virtually none of these trials have shown the intervention to slow the rate of progression from MCI to Alzheimer's.<sup>121,122,123</sup> One clinical trial cosponsored by the National Institute on Aging, Pfizer, Inc. and Eisai, Inc., documented a reduced risk of progressing from MCI to Alzheimer's for the first 12 months of the trial for individuals who had been treated with donepezil. A subset of subjects in the study with the APOE-4 gene who were treated with donepezil had a reduced risk of developing Alzheimer's for the first 24 months. However, the study lasted 36 months, and by that time, neither of the interventions, donepezil and high-dose vitamin E, demonstrated a lasting effect. Nevertheless, this trial was the first to indicate that an intervention could reduce the risk of developing Alzheimer's in the short term and suggested that patients with MCI might be important to study in the search for therapies. That is, presumably the earlier people at risk for developing Alzheimer's are identified, the earlier interventions can occur and hopefully prevent continuing damage to the brain.

---

## The Future

The field of Alzheimer's disease research is evolving rapidly. We are learning a great deal about the early symptoms of individuals who will go on to develop Alzheimer's. It is important to not ignore these early warning features because, as discussed above, the earlier we intervene, the better. At present this "intervention" might include education and knowledge about the course of the disease. With more research, recommendations may include information about lifestyle and even pharmacological interventions. Although not all individuals with MCI develop Alzheimer's, for those who do, MCI represents an earlier stage in Alzheimer symptoms and is receiving increasing attention by both researchers and physicians. Memory impairment is a common complaint among older patients, and much has been learned about which types of memory complaints may increase Alzheimer's risk. Studying individuals with MCI helps identify those individuals at higher risk for developing Alzheimer's.<sup>124,125,126</sup> At the same time, not all concerns about memory are problematic. With aging, minor forgetfulness does occur and should not be interpreted to mean that Alzheimer's disease is inevitable.

With more information from longitudinal studies of aging and dementia, researchers will be able to further characterize the early features of Alzheimer's. Neuroimaging techniques and biomarker studies will help identify the severity of disease in these individuals with early signs of Alzheimer's. If interventions are successful in individuals showing early symptoms of MCI, they may also be helpful for individuals who have yet to develop symptoms but are considered to be at high risk of developing Alzheimer's based on neuroimaging and biomarker studies. Those individuals then may be candidates for intervention even before the development of symptoms. This would represent attainment of the ultimate goal: prevention of Alzheimer's disease.

---

## End Notes

---

### A1. Number of Americans aged 65 and older with Alzheimer's disease:

Denis Evans, MD, and colleagues computed the 5 million number in early 2007, at the request of the Alzheimer's Association. The number is based on linear extrapolation from their previously published prevalence estimates for 2000 (4.5 million) and 2010 (5.1 million). See, Hebert, LE; Scherr, PA; Bienias, JL; Bennett, DA; and Evans, DA. "Alzheimer's disease in the U.S. population: Prevalence estimates using the 2000 census." *Archives of Neurology* 2003;60:1119-1122. These prevalence numbers are based on incidence data from the Chicago Health and Aging Project (CHAP).

A2. Proportion of Americans with Alzheimer's disease: The 13 percent, is calculated by dividing the number of people aged 65 and older with Alzheimer's disease (5.1 million) by the U.S. population aged 65 and older in 2008, the latest available data from the U.S. Census Bureau (38 million) = 13 percent. Thirteen percent is the same as 1 in 8.

A3. Number of seconds for development of a new case of Alzheimer's disease: The 70 seconds number is calculated by dividing the number of seconds in a year (31,536,000) by the number of new cases in a year. Hebert et al. (2001) estimated that there would be 411,000 new cases in 2000, and 454,000 new cases in 2010. See, Hebert, LE; Beckett, LA; Scherr, PA; and Evans, DA. "Annual incidence of Alzheimer disease in the United States projected to the years 2000 through 2050." *Alzheimer Disease and Associated Disorders* 2001;15:169-173. The Alzheimer's Association calculated that the incidence of new cases in 2009 would be 449,700 by multiplying the 10-year change from 411,000 to 454,000 (43,000) by 0.9 (for the number of years from 2000 to 2009 divided by the number of years from 2000 to 2010), adding that result (38,700) to the Hebert et al. (2001) estimate for 2000 (411,000) = 449,700. 31,536,000 divided by 449,700=70.1 seconds, rounded to 70 seconds. Using the same method of calculation for 2050, 31,536,000 divided by 959,000 (from Hebert et al. (2001) = 32.8 seconds, rounded to 33 seconds.

A4. The Aging, Demographics, and Memory Study (ADAMS): ADAMS provides estimates of the number of Americans aged 71 and older who had Alzheimer's disease and other dementias in 2002. See Plassman, BL; Langa, KM; Fisher, GG; Heeringa, SG; Weir, DR; Ofstedal, MB; et al. "Prevalence of Dementia in the United States: The Aging, Demographics, and Memory Study." *Neuroepidemiology* 2007; 29:125–132. Updated to 2008, ADAMS data indicate that there are now about 3.7 million Americans aged 71 and older who have dementia, including about 2.6 million people in that age group who have Alzheimer's disease. These figures do not include Americans under age 71 who have Alzheimer's and other dementias—an estimated 1 million people in 2008. Analysis of the reasons for the difference in prevalence estimates from the CHAP study (Hebert et al., 2003) and the ADAMS study is ongoing. Conclusions from this analysis, which are not available at the time this Alzheimer's Association report is being published, will help to clarify the difference in estimates from the two studies.

A5. Criteria for identifying subjects with Alzheimer's disease and other dementias in the Framingham study: Standard diagnostic criteria (DSM IV criteria) were used to diagnose dementia in the Framingham study, but, in addition, the subjects had to have at least "moderate" dementia according to the Framingham criteria, which is equivalent to a score of 1 or more on the Clinical Dementia Rating Scale (CDR), and they had to have symptoms for six months or more. Standard diagnostic criteria (the NINCDS-ADRDA criteria) were used to diagnose Alzheimer's disease. The examination for dementia and Alzheimer's disease is described in detail in Seshadri, S; Wolf, PA; Beiser, A; Au, R; McNulty, K; White, R; et al. "Lifetime risk of dementia and Alzheimer's disease: The impact of mortality on risk estimates in the Framingham Study." *Neurology* 1997; 49:1498–1504.

A6. Number of baby boomers who will develop Alzheimer's disease and other dementias: The numbers for remaining lifetime risk of Alzheimer's disease and other dementias for baby boomers were developed by the Alzheimer's Association by applying the data provided to the Association on remaining lifetime risk by Alexa Beiser, Ph.D.; Sudha Seshadri, M.D.; Rhoda Au, Ph.D.; and Philip A. Wolf, M.D., from the Departments of Neurology and Biostatistics, Boston University Schools of Medicine and Public Health to U.S. Census data for the number of women and men aged 43 to 61 in November 2007, used here to estimate the number of women and men who will be aged 44 to 62.

A7. State-by-state prevalence of Alzheimer's disease: These state-by-state prevalence numbers are based on incidence data from the Chicago Health and Aging Project (CHAP), projected to each state's population, with adjustments for state-specific gender, years of education, race, and mortality. See Hebert, LE; Scherr, PA; Bienias, JL; Bennett, DA; and Evans DA. "State-specific projections through 2025 of Alzheimer disease prevalence." *Neurology* 2004; 62:1645. The numbers in Table 2 are found in online material related to this article at [www.neurology.org](http://www.neurology.org).

A8. Number of family and other unpaid caregivers of people with Alzheimer's and other dementias: To calculate this number, the Alzheimer's Association started with data from the Behavioral Risk Factor Surveillance System (BRFSS). In 2000, the BRFSS survey asked respondents aged 18 and older whether they had provided any regular care or assistance during the past month to a family member or friend aged 60 or older who had a long-term illness or disability. To determine the number of family and other unpaid caregivers by state, we applied the proportion of caregivers for each state from the 2000 BRFSS (as reported in McKune, SL; Andresen, EM; Zhang, J; Neugaard, B. *Caregiving: A National Profile and Assessment of Caregiver Services and Needs*. University of Florida and Rosalynn Carter Institute, 2006) to the number of people aged 18 and older in each state from the U.S. Census Bureau report for July 2008 accessed at <http://www.census.gov/popest/national/files/NST-EST2008-alldata.csv> on Dec. 27, 2008. To calculate the proportion of family and other unpaid caregivers that provides care for a person with Alzheimer's or other dementia, we used data from a national telephone survey conducted in 2003, for the National Alliance for Caregiving (NAC) and AARP (see National Alliance for Caregiving and AARP. *Caregiving in the U.S.* (Bethesda, Md., February 2004). This survey asked respondents aged 18 and older whether they

were providing unpaid care for a relative or friend aged 18 or older or had provided such care during the past 12 months. Respondents who answered affirmatively were then asked about the health problems of the person for whom they provided care. In response, 23 percent of caregivers said that: 1) Alzheimer's or other dementia was the main problem of the person for whom they provided care; or 2) the person had Alzheimer's or other mental confusion in addition to his or her main problem. The 23 percent figure pertains to caregivers of people aged 18 and older, but almost all people with Alzheimer's and other dementias are at least 50 years old, and we needed a percentage figure to use with the BRFSS state numbers for caregivers of people aged 60 and older. To estimate that percentage, we divided the proportion of caregivers of people with Alzheimer's and other dementias from the NAC/AARP survey (23 percent) by the proportion of caregivers of people aged 50 and older with any health problem from the NAC/AARP survey (79 percent), and estimated that 29 percent of caregivers aged 18 and older are taking care of a person aged 50 or older with Alzheimer's or other dementia. We applied the 29 percent figure to the total number of caregivers of people aged 60 and older in each state.

**A9. Number of hours of unpaid care:** To calculate this number, the Alzheimer's Association used data from a follow-up analysis based on the 2003 NAC/AARP survey (see Alzheimer's Association and National Alliance for Caregiving. *Families Care: Alzheimer's Caregiving in the United States, 2004*, accessible at [www.alz.org](http://www.alz.org)). This analysis showed that 23 percent of caregivers of people with Alzheimer's and other dementias provided 40 or more hours of care a week; 8 percent provided an average of 30 hours per week; 21 percent provided an average of 15 hours a week; 47 percent provided an average of 4 hours a week; and 1 percent did not report their hours of care. Based on these proportions, the average hours of care provided per week is 16.6, or 863 hours per year. We multiplied the number of family and other unpaid caregivers (9,856,945) by the average hours of care per year ( $863 = 8,506,543,535$  hours, rounded to 8.5 billion hours).

**A10. Value of unpaid caregiving:** To calculate this number, the Alzheimer's Association used the method of Arno et al. (see Arno, PS; Levine, C; and Memmott, MM. "The economic value of informal caregiving." *Health Affairs*. 1999; 18:182–188). This method uses the average of the minimum wage (\$5.85 in July 2008) and the mean wage of home health aides (\$16.35 in July 2008) (see U.S. Department of Labor, Bureau of Labor Statistics. "Employment, Hours and Earnings from Current Employment Statistics Survey," Series 10-CEU 6562160008, Home Health Care Services [NAICS code 6216], Average Hourly Earnings, July 2008, accessed at [ftp://ftp.bls.gov/pub/suppl/empstat.edseeb16.txt](http://ftp.bls.gov/pub/suppl/empstat.edseeb16.txt), Nov. 4, 2008.) We multiplied the total number of hours of unpaid care (8,506,543,535 hours) by \$11.10 = \$94,422,633,239, rounded to \$94 billion.

**A11. Medicare Current Beneficiary Survey Report:** These data come from an analysis of findings from the 2004 Medicare Current Beneficiary Survey (MCBS). The analysis was conducted for the Alzheimer's Association by Julie Bynum, M.D., M.P.H., Dartmouth Institute for Health Policy and

Clinical Care, Center for Health Policy Research. The MCBS is a continuous survey of a nationally representative sample of about 16,000 Medicare beneficiaries who are linked to Medicare Part B claims. The survey is supported by the U.S. Centers for Medicare and Medicaid Services (CMS). For community-dwelling survey participants, MCBS interviews are conducted in person three times a year with the Medicare beneficiary or a proxy respondent if the beneficiary is not able to respond for himself or herself. For survey participants who are living in a nursing home or another residential care facility, such as an assisted living residence, retirement home, or a long-term care unit in a hospital or mental health facility. MCBS interviews are conducted with a nurse who is familiar with the survey participant and his or her medical record. Data from the MCBS analysis that are included in *2009 Alzheimer's Disease Facts and Figures* pertain only to Medicare beneficiaries aged 65 and older. For this MCBS analysis, people with dementia are defined as:

- 1) Community-dwelling survey participants who answered yes to the MCBS question, "Has a doctor ever told you that you had Alzheimer's disease or dementia?" Proxy responses to this question were accepted.
- 2) Survey participants who were living in a nursing home or other residential care facility and had a diagnosis of Alzheimer's disease or other dementia in their medical records
- 3) Survey participants who had at least one Medicare claim with a diagnostic code for Alzheimer's disease or other dementia in 2004. The claim could be for any Medicare service, including hospital, skilled nursing facility, outpatient medical care, home health care, hospice, or physician or other healthcare provider visit. The diagnostic codes used to identify survey participants with Alzheimer's disease and other dementias are 331.0, 331.1, 331.11, 331.19, 331.2, 331.7, 331.82, 290.0, 290.1, 290.10, 290.11, 290.12, 290.13, 290.20, 290.21, 290.3, 290.40, 290.41, 290.42, 290.43, 291.2, 294.0, 294.1, 294.10 and 290.11.

**A12. Medicare:** Medicare is a medical insurance program available to all Americans aged 65 and older and to a limited number of younger individuals who meet the requirements for Social Security Disability Insurance (SSDI). In 2007, 95 percent of people aged 65 and older had Medicare (see U.S. Department of Health and Human Services, *Health Care Financing Review: Medicare and Medicaid Statistical Supplement, Brief Summaries of Medicare and Medicaid*, Nov. 1, 2008). Original, fee-for-service Medicare covers hospital care; physician services; home health care; laboratory and imaging tests; physical, occupational, and speech therapies; hospice; and other medical services. Medicare beneficiaries can choose to enroll in a Medicare health maintenance organization (HMO) as an alternative to original fee-for-service Medicare. Medicare does not cover long-term care in a nursing home, but it does cover short stays in skilled nursing facilities when the stay follows within 30 days of a hospitalization of three or more days for an acute illness such as a heart attack or broken hip. Medicare beneficiaries pay premiums for coverage and generally also pay deductibles and co-payments for particular services. Medicare premiums, deductibles and co-payments do not cover the full cost of services to beneficiaries, and the program is also tax supported.

---

A13. Medicaid: Medicaid is a publicly funded health services program for low-income Americans. It is jointly funded by the federal government and the states according to a complex formula. In addition to basic health services, Medicaid covers nursing home care and various home- and community-based long-term care services for individuals who meet program requirements for level of care, income and assets. States have considerable flexibility about which services are covered in their Medicaid programs, and covered services vary greatly in different states.

A14. Cost to businesses of Alzheimer's disease: This number comes from an analysis by Koppel, 2002. See Koppel, R. *Alzheimer's Disease: The Costs to U.S. Businesses in 2002* (Washington, D.C.: Alzheimer's Association, June 2002), accessible at [www.alz.org](http://www.alz.org), search "Alzheimer's Disease: The Costs to U.S. Businesses in 2002." The total cost to businesses from this analysis includes an additional \$24.6 billion for the costs to businesses of healthcare and long-term care services for people with Alzheimer's and other dementias. The \$24.6 billion consists primarily of government taxes that are used for publicly funded services. That amount is not included here because, to a great extent, it overlaps with the \$91 billion for Medicare and \$21 billion for Medicaid.

A15. National 20% Sample Medicare Fee-for-Service Beneficiaries Report: These data come from an analysis of Medicare claims data for 2005–2006. The analysis was conducted for the Alzheimer's Association by Julie Bynum, M.D., M.P.H., Dartmouth Institute for Health Policy and Clinical Care, Center for Health Policy. The data come from Medpar files (hospital and SNF services) Outpatient files (outpatient hospital services), Carrier files (physician and supplier services), Hospice files (hospice services), DME files (durable medical equipment), and Home Health files (home health services). Data from the analysis that are included in *2009 Alzheimer's Disease Facts and Figures* pertain only to Medicare beneficiaries aged 65 and older. For this analysis, people with dementia are defined as those who have at least one claim with a diagnostic code for Alzheimer's disease or other dementia in Medpar Medicare Part B, Hospice, or Home Health files in 2005. The diagnostic codes used to identify survey participants with Alzheimer's disease and other dementias are 331.0, 331.1, 331.11, 331.19, 331.2, 331.7, 331.82, 290.0, 290.1, 290.10, 290.11, 290.12, 290.13, 290.20, 290.21, 290.3, 290.40, 290.41, 290.42, 290.43, 291.2, 294.0, 294.1, 294.10 and 290.11. People with other chronic conditions (identified using ICD-9 codes from the Clinical Classification Software produced by AHRQ) are defined as those who had at least one Medicare Part A claim or two Part B claims occurring at least seven days apart, with a diagnostic code for the condition. Medicare beneficiaries with Alzheimer's disease, other dementias and other chronic conditions were identified in 2005 Medicare claims, and outcomes (use and costs of services) were taken from 2006 Medicare claims. This prospective method decreases the influence of people with a new diagnosis, which is usually associated with higher use and costs of services compared with ongoing management of the condition.

## References

1. Alzheimer's Association. *Early Onset Dementia: A National Challenge, A Future Crisis*. (Washington, D.C.: Alzheimer's Association, June 2006) Accessible at [www.alz.org](http://www.alz.org).
2. Plassman, BL; Langa, KM; Fisher, GG; Heeringa, SG; Weir, DR; Ofstedal, MB; et al. "Prevalence of Dementia in the United States: The Aging, Demographics, and Memory Study." *Neuroepidemiology* 2007; 29:125–132.
3. Bachman, DL; Wolf, PA; Linn, RT; Knoefel, JE; Cobb, J; Belanger, AJ; et al. "Incidence of dementia and probable Alzheimer's disease in a general population." *Neurology* 1993; 43:515–519.
4. Fillenbaum, GG; Heyman, A; Huber, MS; Woodbury, MA; Leiss, J; Schmader, KE; et al. "The prevalence and 3-year incidence of dementia in older black and white community residents." *Journal of Clinical Epidemiology* 1998; 51(7):587–595.
5. Fitzpatrick, AL; Kuller, LH; Ives, DG; Lopez, OL; Jagust, W; Breitner, JCS; et al. "Incidence and prevalence of dementia in the Cardiovascular Health Study." *Journal of the American Geriatrics Society* 2004; 52:195–204.
6. Kukull, WA; Higdon, R; Bowen, JD; McCormick, WC; Teri, L; Shellenberg, GD; et al. "Dementia and Alzheimer's disease incidence: A prospective cohort study." *Archives of Neurology* 2002; 59:1737–1746.
7. Rocca, WA; Cha, RH; Waring, SC; and Kokmen, E. "Incidence of dementia and Alzheimer's disease: A reanalysis of data from Rochester, Minnesota, 1975–1984." *American Journal of Epidemiology* 1998; 148(1):51–62.
8. Barnes, LL; Wilson, RS; Schneider, JA; Bienias, JL; Evans, DA; and Bennett, DA. "Gender, cognitive decline, and risk of AD in older persons." *Neurology* 2003; 60:1777–1781.
9. Evans, DA; Bennett, DA; Wilson, RS; Bienias, JL; Morris, LA; Scherr, PA; et al. "Incidence of Alzheimer disease in a biracial urban community: Relation to Apolipoprotein E Allele status." *Archives of Neurology* 2003; 60:185–189.
10. Hebert, LE; Scherr, PA; McCann, JJ; Beckett, LA; Evans, DA. "Is the risk of developing Alzheimer's disease greater for women than for men?" *American Journal of Epidemiology* 2001; 153(2):132–136.
11. Miech, RA; Breitner, JCS; Zandi, PP; Khachaturian, AS; Anthony, JC; Mayer, L. "Incidence of AD may decline in the early 90s for men, later for women." *Neurology* 2002; 58:209–218.
12. Gurland, BJ; Wilder, DE; Lantigua, R; Stern, Y; Chen, J; Killeffer, EHP; et al. "Rates of dementia in three ethnorracial groups." *International Journal of Geriatric Psychiatry* 1999; 14:481–493.
13. Stern, Y; Gurland, B; Tatemichi, TK; Tang, MX; Wilder, D; Mayeux, R. "Influence of education and occupation on the incidence of Alzheimer's disease." *Journal of the American Medical Association* 1994; 271(13):1004–1010.
14. Evans, DA; Hebert, LE; Beckett, LA; Scherr, PA; Albert, MS; Chown, MJ; et al. "Education and other measures of socioeconomic status and risk of incident Alzheimer disease in a defined population of older persons." *Archives of Neurology* 1997; 54(11):1399–1405.
15. Hall, KS; Gao, S; Unverzagt, FW; and Hendrie, HC. "Low education and childhood rural residence: Risk for Alzheimer's disease in African Americans." *Neurology* 2000; 54(1):95–99.
16. Shadlen, M-F; Siscovick, D; Fitzpatrick, AL; Dulberg, C; Kuller, LH; and Jackson, S. "Education, cognitive test scores, and black-white differences in dementia risk." *Journal of the American Geriatrics Society* 2006; 54(6):898–905.
17. Seshadri, S; Beiser, A; Kelly-Hayes, M; et al. "The lifetime risk of stroke: Estimates from the Framingham Study." *Stroke* 2006; 37:345–350.
18. Beiser, A; Seshadri, S; Au, R; and Wolf, PA. Departments of Neurology and Biostatistics, Boston University Schools of Medicine and Public Health. Unpublished data from Framingham Heart Study, 2008.
19. Hebert, LE; Scherr, PA; Bienias, JL; et al. "State-specific projections through 2025 of Alzheimer's disease prevalence." *Neurology* 2004; 62:1645.
20. Schneider, JA; Arvanitakis, Z; Bang W; Bennett, DA. "Mixed brain pathologies account for most dementia cases in community-dwelling older persons." *Neurology* 2007; 69:2197–2204.
21. Hebert, LE; Beckett, LA; Scherr, PA; and Evans, DA. "Annual incidence of Alzheimer disease in the United States projected to the years 2000 through 2050." *Alzheimer Disease and Associated Disorders* 2001; 15:169–173.
22. Hebert, LE; Scherr, PA; Bienias, JL; Bennett, DA; and Evans, DA. "Alzheimer's disease in the U.S. population: Prevalence estimates using the 2000 census." *Archives of Neurology* 2003; 60:1119–1122.
23. Heron, MP; Hoyer, DL; Xu, J; Scott, C; Tejada-Vera, B. *Deaths: Preliminary Data for 2006*. National vital statistics reports. Vol. 56, no. 16. Hyattsville, Md.: National Center for Health Statistics; 2008.
24. Ives, DG; Samuel, P; Psaty, BM; Kuller, LH. "Agreement between nosologist and Cardiovascular Health Study review of deaths: Implications of coding differences." *Journal of the American Geriatrics Society* 2009; 57:133–139.



25. Wachterman, M; Kiely, DK; Mitchell, SL. "Reporting dementia on the death certificates of nursing home residents dying with end-stage dementia." *Journal of the American Medical Association* 2008; 300:2608–2610.
26. Olichney, JM; Hofstetter, CR; Galasko, D; Thal, LJ; Katzman R. "Death certificate reporting of dementia and mortality in an Alzheimer's disease research center cohort." *Journal of the American Geriatrics Society* 1995; 43:890–893.
27. Macera, CA; Sun, RKP; Yeager, KK; Brandes DA. "Sensitivity and specificity of death certificate diagnoses for dementing illnesses, 1988–1990." *Journal of the American Geriatrics Society* 1992; 40:479–481.
28. Ganguli, M; and Rodriguez, EG. "Reporting of dementia on death certificates. A community study." *Journal of the American Geriatrics Society* 1999; 47:842–849.
29. Hoyert, DL. *Mortality Trends for Alzheimer's Disease, 1979–91*. National Center for Health Statistics. *Vital and Health Statistics* 1996; 20 (28):1–23.
30. National Center for Health Statistics. *Deaths: Final Data for 2000*, National vital statistics reports. Vol. 50, no. 15. Hyattsville, Md.: National Center for Health Statistics; 2002.
31. American Cancer Society. *Cancer Facts and Figures 2000*. Atlanta: American Cancer Society; 2000.
32. American Cancer Society. *Cancer Facts and Figures 2006*. Atlanta: American Cancer Society; 2006.
33. Larson, EB; Shadlen, M; Wang, L; McCormick, WC; Bowen, JD; Teri, L; et al. "Survival after initial diagnosis of Alzheimer disease." *Annals of Internal Medicine* 2004; 140:501–509.
34. Kung, HC; Hoyert, DL; Xu, JQ; Murphy, SL. "Deaths: Final Data for 2005" National vital statistics reports. Vol. 56, no. 10. Hyattsville, Md.: National Center for Health Statistics; 2008.
35. Mitchell, SL; Teno, JM; Miller, SC; and Mor, V. "A national study of the location of death for older persons with dementia." *Journal of the American Geriatrics Society* 2005; 53:299–305.
36. Institute of Medicine report, "Retooling for an Aging America: Building the Health Care Workforce for Older Americans," Executive Summary 2008.
37. Alzheimer's Association and National Alliance for Caregiving. *Families Care: Alzheimer's Caregiving in the United States, 2004*, accessible at [www.alz.org](http://www.alz.org).
38. Bynum, JPW; Rabins, PV; Weller, W; Niefeld, M; Anderson, GF; and Wu, AW. "The relationship between a dementia diagnosis, chronic illness, Medicare expenditures and hospital use." *Journal of the American Geriatrics Society* 2004; 52:187–194.
39. MetLife Mature Market Institute, *The MetLife Study of Alzheimer's Disease: The Caregiving Experience*, August 2006, accessible at [www.maturemarketinstitute.com](http://www.maturemarketinstitute.com).
40. Zhu, CW; Scarmeas, N; Torgan, R; Albert, M; Brandt, J; Blacker, D; et al. "Clinical characteristics and longitudinal changes of informal cost of Alzheimer's disease in the community." *Journal of the American Geriatrics Society* 2006; 54(10):1596–1602.
41. Mahoney, DF. "Vigilance: Evolution and definition for caregivers of family members with Alzheimer's disease." *Journal of Gerontological Nursing* 2003; 29(8):24–30.
42. Schulz, R; Mendelsohn, AB; Haley, WE; Mahoney, D; Allen, RS; Zhang, S; et al. "End-of-life care and the effects of bereavement on family caregivers of persons with dementia." *New England Journal of Medicine* 2003; 349(20):1936–1942.
43. Newcomer, RN; Yordi, C; DuNah, R; Fox, P; and Wilkinson, A. "Effects of the Medicare Alzheimer's Disease Demonstration on Caregiver Burden and Depression." *Health Services Research* 1999; 34(3):669–689.
44. National Alliance for Caregiving and United Hospital Fund. *Young Caregivers in the U.S.: Report of Findings*, September 2005, accessible at [www.caregiving.org](http://www.caregiving.org).
45. Schulz, R; Belle, SH; Czaja, SJ; McGinnis, KA; Stevens, A; and Zhang, S. "Long-term care placement of dementia patients and caregiver health and well-being." *Journal of the American Medical Association* 2004; 292(8):961–967.
46. Port, CL; Zimmerman, S; Williams, CS; Dobbs, D; Preisser, JS; and Williams, SW. "Families filling the gap: Comparing family involvement for assisted living and nursing home residents with dementia." *Gerontologist* 2005; 45 (Special Issue 1):87–95.
47. Cohen, CA; Colantonio, A; and Vernich, L. "Positive aspects of caregiving: Rounding out the caregiver experience." *International Journal of Geriatric Psychiatry* 2002; 17(7):184–188.
48. Farran, CJ; Miller, BH; Kaufman, JE; Donner, E; and Fogg, L. "Finding meaning through caregiving: Development of an instrument for family caregivers of persons with Alzheimer's disease." *Journal of Clinical Psychology*. 1999; 55(9):1107–1125.
49. Yaffe, K; Fox, P; Newcomer, R; Sands, L; Lindquist, K; Dane, K; et al. "Patient and caregiver characteristics and nursing home placement in patients with dementia." *Journal of the American Medical Association* 2002; 287:2090–2097.
50. Taylor, DH; Ezell, M; Kuchibhatla, M; Ostbye, T; Clipp, EC. "Identifying the trajectories of depressive symptoms for women caring for their husbands with dementia." *Journal of the American Geriatrics Society* 2008; 56(2):322–327.

51. Cohen, CA; Gold, DP; Shulman, KI; Wortley, JT; McDonald, G; and Wargon, M. "Factors determining the decision to institutionalize dementing individuals: A prospective study." *Gerontologist* 1993; 33(6):714–720.
52. Buhr, GT; Kuchibhatla, M; and Clipp, EC. "Caregivers' reasons for nursing home placement: Clues for improving discussions with families prior to the transition." *Gerontologist* 2006; 46(1):52–61.
53. Schulz, R; O'Brien, AT; Bookwala, J; and Fleissner, K. "Psychiatric and physical morbidity effects of dementia caregiving: Prevalence, correlates, and causes." *Gerontologist* 1995; 35(6):771–791.
54. Vitaliano, PP; Zhang, J; Scanlan, JM. "Is caregiving hazardous to one's physical health? A meta-analysis." *Psychological Bulletin*; 2003; 129(6):946–972.
55. Lutgendorf, SK; Garand, L; Buckwalter, KC; Reimer, TT; Hong, S-Y; Lubaroff, DM. "Life stress, mood disturbance, and elevated Interleukin-6 in healthy older women." *Journal of Gerontology: Medical Sciences* 1999; 54A(9):M434–439.
56. Von Kanel, R; Dimsdale, JE; Mills, PJ; Ancoli-Israel, S; Patterson, TL; Mausback, BT; et al. "Effect of Alzheimer caregiving stress and age on frailty markers Interleukin-6, C-Reactive Protein, and D-Dimer." *Journal of Gerontology: Medical Sciences* 2006; 61A(9):963–969.
57. Kiecolt-Glaser, JK; Glaser, R; Gravenstein, S; Malarkey, WB; Sheridan, J. "Chronic stress alters the immune response to influenza virus vaccine in older adults." *Proceedings of the National Academy of Sciences* 1996; 93:3043–3047.
58. Kiecolt-Glaser, JK; Dura, JR; Speicher, CE; Trask, OJ; Galser, R. "Spousal caregivers of dementia victims: Longitudinal changes in immunity and health." *Psychosomatic Medicine* 1991; 53:345–362.
59. Kiecolt-Glaser, JK; Marucha, PT; Mercado, AM; Malarkey, WB; Glaser, R. "Slowing of wound healing by psychological stress." *Lancet* 1995; 346(8984):1194–1196.
60. Shaw, WS; Patterson, TL; Ziegler, MG; Dimsdale, JE; Semple, SJ; Grant, I. "Accelerated risk of hypertensive blood pressure recordings among Alzheimer caregivers." *Journal of Psychosomatic Research* 1999; 46(3):215–227.
61. Vitaliano, PP; Scanlan, JM; Zhang, J; Savage, MV; Hirsch, IB; Siegler, I. "A Path Model of Chronic Stress, the Metabolic Syndrome, and Coronary Heart Disease." *Psychosomatic Medicine* 2002; 64:418–435.
62. Schubert, CC; Boustani, M; Callahan, CM; Perkins, AJ; Hui, S; and Hendrie, HC. "Acute care utilization by dementia caregivers within urban primary care practices." *Journal of General Internal Medicine* 2008; 23(11):1736–1740.
63. Christakis, NA; and Allison, PD. "Mortality after the hospitalization of a spouse." *New England Journal of Medicine* 2006; 354:719–730.
64. Covinsky, KI; Eng, C; Liu, L-Y; Sands, LP; Sehgal, AR; Walter, LC; et al. "Reduced employment in caregivers of frail elders: Impact of ethnicity, patient clinical characteristics and caregiver characteristics." *Journal of Gerontology: Medical Sciences* 2001; 56A(11):M707–713.
65. National Alliance for Caregiving and Evercare. *Evercare Study of Family Caregivers – What They Spend, What They Sacrifice*, November 2007, accessible at [www.EvercareHealthPlans.com](http://www.EvercareHealthPlans.com).
66. General information about the Behavioral Risk Factors Surveillance System is available at [www.cdc.gov/brfss](http://www.cdc.gov/brfss).
67. The results of Washington state's 2007 survey were provided to the Alzheimer's Association by Hilari Hauptman, Aging and Disability Services Administration, Washington State, Oct. 31, 2008.
68. General information about North Carolina's BRFSS survey is available at [www.schs.state.nc.us/SCHS/brfss](http://www.schs.state.nc.us/SCHS/brfss). To view the BRFSS questionnaires by year, click on "questionnaires."
69. Results for 2003 are available at [www.schs.state.nc.us/SCHS/brfss/2003/nc/all/NC02Q03.html](http://www.schs.state.nc.us/SCHS/brfss/2003/nc/all/NC02Q03.html) for caregiving in general and at [www.schs.state.nc.us/SCHS/brfss/2003/nc/all/NC02Q04.html](http://www.schs.state.nc.us/SCHS/brfss/2003/nc/all/NC02Q04.html) for caregiving for a person with "a problem with memory loss or confusion or a disorder like Alzheimer's disease." Results for 2004 are available at [www.schs.state.nc.us/SCHS/brfss/2004/nc/all/nc07q03.html](http://www.schs.state.nc.us/SCHS/brfss/2004/nc/all/nc07q03.html) for caregiving in general and at [www.schs.state.nc.us/SCHS/brfss/2004/nc/all/nc07q04.html](http://www.schs.state.nc.us/SCHS/brfss/2004/nc/all/nc07q04.html) for caregiving for a person with "a problem with memory loss or confusion or a disorder like Alzheimer's disease."
70. Results for 2005 for caregiving in general are from Neugaard, B; Andresen, EM; DeFries, EL; Talley, RC; and Crews, JE. "Characteristics and Health of Caregivers and Care Recipients – North Carolina 2005." *MMWR Weekly* 2007;56(21):529-532. Results for 2005 for caregiving for a person with "a problem with memory loss or confusion or a disorder like Alzheimer's disease" are available at [www.schs.state.nc.us/SCHS/brfss/2005/nc/all/nc19q03.html](http://www.schs.state.nc.us/SCHS/brfss/2005/nc/all/nc19q03.html).
71. A description of the 2007 survey is available at [publichealth.lacounty.gov/ha/docs/2007%20LACHS/2007%20LA%20Health%20Survey%20Methods%20\(amended\).pdf](http://publichealth.lacounty.gov/ha/docs/2007%20LACHS/2007%20LA%20Health%20Survey%20Methods%20(amended).pdf).
72. Los Angeles County Department of Public Health, Office of Health Assessment and Epidemiology, *Alzheimer's Disease: An Emerging Public Health Concern, LA Health*. October 2008, accessible at [www.publichealth.lacounty.gov/ha/reports/LAHealthBrief\\_2007/Alzheimer's\\_Disease.pdf](http://www.publichealth.lacounty.gov/ha/reports/LAHealthBrief_2007/Alzheimer's_Disease.pdf).
73. Bynum, J. *Characteristics, Costs, and Health Service Use for Medicare Beneficiaries with a Dementia Diagnosis: Report 1: Medicare Current Beneficiary Survey* (Lebanon, N.H.: Dartmouth Institute for Health Policy and Clinical Care, Center for Health Policy Research, January 2009).



74. Lewin Group. *Saving Lives. Saving Money: Dividends for Americans Investing in Alzheimer Research* (Washington, D.C.: Alzheimer's Association, 2004), accessible at [www.alz.org](http://www.alz.org), search "Saving Lives, Saving Money."
75. Koppel, R. *Alzheimer's Disease: The Costs to U.S. Businesses in 2002* (Washington, D.C.: Alzheimer's Association, June 2002), accessible at [www.alz.org](http://www.alz.org), search "Alzheimer's Disease: The Costs to U.S. Businesses in 2002."
76. Maslow, K. "How many hospital patients have dementia?" in N. Silverstein and K. Maslow (eds.) *Improving Hospital Care for People with Dementia* (New York, N.Y.: Springer Publishing Co., 2006).
77. U.S. Centers for Medicare and Medicaid Services, "Chronic Condition Data Warehouse, Data from OASIS Assessments," prepared by Jennifer Wolff, Ph.D., Johns Hopkins University School of Public Health, for the Alzheimer's Association, Apr. 11, 2008.
78. Bynum, J. *Characteristics, Costs, and Health Service Use for Medicare Beneficiaries with a Dementia Diagnosis: Report 2: National 20% Sample Medicare Fee-for-Service Beneficiaries* (Lebanon, N.H.: Dartmouth Institute for Health Policy and Clinical Care, Center for Health Policy Research, January 2009).
79. Naylor, MD; Stephens, C; Bowles, KH; Bixby, MB. "Cognitively impaired older adults: From hospital to home." *American Journal of Nursing* 2005; 105:52–61.
80. Torian, L; Davidson, E; Fulop, G; Fillit, H. "The effect of dementia on acute care in a geriatric medical unit." *International Psychogeriatrics*. 1992; 4(2):231-239.
81. Caspi, E; Silverstein, NM; Porell, F; Kwan, N. "Physician outpatient contacts and hospitalizations among cognitively impaired elderly." *Alzheimer's and Dementia* 2009; 5:30–42.
82. Unpublished tabulations developed by the Urban Institute for the Alzheimer's Association based on data from the 2000 Medicare Current Beneficiary Survey and Medicare claims for 2000.
83. Johnson, RW; and Wiener, JM. *A Profile of Frail Older Americans and Their Caregivers*. Washington, D.C.: Urban Institute, February 2006.
84. Fortinsky, RH; Fenster, JR; and Judge, JO. "Medicare and Medicaid home health and Medicaid waiver services for dually eligible older adults: Risk factors for use and correlates of expenditures." *Gerontologist* 2004; 44(6):739–749. The data come from assessments of 5,232 elderly people served by Connecticut's Medicaid home and community-based waiver program.
85. Hirdes, JP; Fries, BE; Morris, JN; et al., "Home Care Quality Indicators (HCQIs) Based on the MDS-HC." *Gerontologist*. 2004; 44(5):665–679. The data come from assessments of 11,252 low-income adults served by a Michigan home and community-based waiver program and a state-funded case management program.
86. Mitchell, G; Salmon, JR; Polivka, L; Soberon-Ferrer, H. "The Relative Benefits and Cost of Medicaid Home- and Community-Based Services in Florida." *Gerontologist*. 2006; 46(4):483–494. The data come from assessments of 6,014 adults aged 60+ served by any of five Florida Medicaid home and community-based waiver programs.
87. Partners in Caregiving. *A National Study of Adult Day Services 2001–2002*. Winston-Salem, N.C.: Wake Forest University School of Medicine, 2002.
88. O'Keeffe, J; and Siebenaler, K. *Adult Day Services: A Key Community Service for Older Adults*. (Washington, D.C., U.S. Department of Health and Human Services, Office of the Assistant Secretary for Planning and Evaluation, July 2006).
89. Hyde, J; Perez, R; Forester, B. "Dementia and Assisted Living." *The Gerontologist* 2007; vol. 47, Special Issue III: 51-67.
90. U. S. Department of Health and Human Services, Centers for Medicare and Medicaid Services, *Nursing Home Data Compendium 2008 Edition*.
91. American Health Care Association, *Medical Condition–Mental Status CMS OSCAR Data Current Surveys*, June 2008.
92. American Health Care Association, *Nursing Facility Beds in Dedicated Special Care Units CMS OSCAR Data Current Surveys*, June 2008.
93. American Health Care Association, *Nursing Facility Beds in Dedicated Special Care Units CMS OSCAR Data Current Surveys*, June 2004.
94. MetLife Mature Market Institute & LifePlans, Inc. *The MetLife Market Survey of Adult Day Services and Home Care Costs*, September 2008.
95. MetLife Mature Market Institute & LifePlans, Inc. *The MetLife Market Survey of Nursing Home and Assisted Living Costs*, October 2008.
96. Purcell, P. *CRS Report for Congress: Income and Poverty Among Older Americans in 2007*. U.S. Congress, Congressional Research Service, Oct. 3, 2008.
97. Kaiser Commission on Medicaid and the Uninsured. *The Distribution of Assets in the Elderly Population Living in the Community*. Washington, D.C.: Henry A Kaiser Family Foundation, 2005.
98. Coronel S. *Long Term Care Insurance in 2002*. America's Health Insurance Plans, 2004.
99. Georgetown University Long-Term Care Financing Project. Fact Sheet: *National Spending for Long-Term Care*, January 2007.

100. Cohen, MA; Miller, JS; Shi X. *Service Use and Transitions: Decisions, Choices and Care Management Among an Admissions Cohort of Privately Insured Disabled Elders*, U.S. Department of Health and Human Services assistant secretary for Planning and Evaluation Office of Disability, Aging and Long-Term Care Policy, December 2006.
101. Neuman, P; Cubanski, J; Desmond, Ka; Rice, TH. "How much 'skin in the game' do Medicare beneficiaries have? The increasing financial burden of health care spending, 1997–2003." *Health Affairs* 2007; 26(6):1692–1701.
102. Caplan, C; and Brangan, N. *Out-of-Pocket Spending on Health Care by Medicare Beneficiaries Age 65 and Older in 2003*. AARP Public Policy Institute, September 2004.
103. National Hospice and Palliative Care Organization, *NHPCO's Facts and Figures: Hospice Care in America*, October 2008.
104. Medpac. "Evaluating Medicare's Hospice Benefit," in *Report to the Congress: Reforming the Delivery System*, June 2008.
105. National Hospice and Palliative Care Organization, *2004 National Summary Statistics and Trends*.
106. Palmer, K; Backman, L; Winblad, B; Fratiglioni, L. "Mild cognitive impairment in the general population: Occurrence and progression to Alzheimer disease." *American Journal of Geriatric Psychiatry* 2008;16:603–611.
107. Manly, JJ; Tang, MX; Schupf, N; Stern, Y; Vonsattel, JP; Mayeux, R. "Frequency and course of mild cognitive impairment in a multiethnic community." *Annals of Neurology* 2008; 63:494–506.
108. Fischer, P; Jungwirth, S; Zehetmayer, S; et al. "Conversion from subtypes of mild cognitive impairment to Alzheimer dementia." *Neurology* 2007; 68:288–291.
109. Lopez, OL; Jagust, WJ; DeKosky, ST; et al. "Prevalence and classification of mild cognitive impairment in the cardiovascular health study cognition study." *Archives of Neurology* 2003;60:1385–1389.
110. Roberts, RO; Geda, YE; Knopman, DS; et al. "The Mayo Clinic Study of Aging: Design and sampling, participation, baseline measures and sample characteristics." *Neuroepidemiology* 2008; 30:58–69.
111. Hanninen, T; Hallikainen, M; Tuomainen, S; Vanhanen, M; Soininen, H. "Prevalence of mild cognitive impairment: A population-based study in elderly subjects." *Acta Neurologica Scandinavica* 2002; 106:148–154.
112. Petersen, RC; Smith, GE; Waring, SC; Ivnik, RJ; Tangalos, EG; Kokmen, E. "Mild cognitive impairment: clinical characterization and outcome." *Archives of Neurology* 1999;56:303–308.
113. Jack Jr., CR; Petersen, RC; Xu, YC; et al. "Prediction of AD with MRI-based hippocampal volume in mild cognitive impairment." *Neurology* 1999;52:1397–1403.
114. Jack Jr., CR; Petersen, RC; Xu, Y; et al. "Rates of hippocampal atrophy correlate with change in clinical status in aging and AD." *Neurology* 2000;55:484–489.
115. Killiany, RJ; Gomez-Isla, T; Moss, M; et al. "Use of structural magnetic resonance imaging to predict who will get Alzheimer's disease." *Annals of Neurology* 2000; 47:430–439.
116. DeCarli, C. "Mild cognitive impairment: Prevalence, prognosis, aetiology and treatment." *Lancet Neurology* 2003; 2:15–21.
117. Fox, NC; Crum, WR; Scahill, RI; Stevens, JM; Janssen, JC; Rossor, MN. "Imaging of onset and progression of Alzheimer's disease with voxel-compression mapping of serial magnetic resonance images." *Lancet* 2001; 358:201–205.
118. Hansson, O; Zetterberg, H; Buchhave, P; Londos, E; Blennow, K; Minthon, L. "Association between CSF biomarkers and incipient Alzheimer's disease in patients with mild cognitive impairment: A follow-up study." *Lancet Neurology* 2006; 5:228–234.
119. Jagust, W. "Is amnesic mild cognitive impairment always AD?" *Neurology* 2008; 70:502–503.
120. Mueller, SG; Weiner, MW; Thal, LJ; et al. "The Alzheimer's Disease Neuroimaging Initiative." In Pettrella, JR; Doraiswamy, PM; eds. "Neuroimaging Clinics of North America: Alzheimer's disease: 100 years of progress." Philadelphia: Elsevier Saunders, 2005: 869–877.
121. Petersen, RC; Thomas, RG; Grundman, M; et al. "Donepezil and vitamin E in the treatment of mild cognitive impairment." *New England Journal of Medicine* 2005; 352:2379–2388.
122. Goldstein, MK; Gwyther, LP; Lazaroff, AE; Thal, LJ. "Managing early Alzheimer's disease." *Patient Care* 1991; November 15:44–70.
123. Thal, LJ; Ferris, SH; Kirby, L; et al. "A randomized, double-blind study of rofecoxib in patients with mild cognitive impairment." *Neuropsychopharmacology* 2005; 30:1204–1215.
124. Gauthier, S; Reisberg, B; Zaudig, M; et al. "Mild cognitive impairment." *Lancet* 2006; 367:1262–1270.
125. Petersen, RC. "Mild cognitive impairment: Useful or not?" *Alzheimer's & Dementia* 2005; 1:5–10.
126. Petersen, RC. "Mild cognitive impairment." *Continuum* 2007; 13:15–38.

---

## Definitions

---

### Adult day center

A center providing social, medical and/or specialized services during the day for functionally or cognitively impaired adults needing supervised care in a safe setting. Services may include social activities, meals, exercise, transportation, mental stimulation and personal care such as bathing.

### Age-adjusted rates

Rates calculated after adjusting for the effect of age disparities in the populations being examined. This enables reliable population comparisons that are not skewed by age disparities.

### Alzheimer's disease

A form of dementia in which physical changes in the brain cause early symptoms such as difficulty in remembering names and recent events. Apathy and depression may also be early symptoms. Later symptoms include impaired judgment, disorientation, confusion and behavior changes. In its latest stages, the brain changes of Alzheimer's cause difficulty with eating and drinking. Alzheimer's is ultimately fatal.

### Alzheimer's special care unit

A unit in a long-term care facility that provides specialized services for individuals with Alzheimer's disease.

### APOE-e4

Apolipoprotein E (APOE)-e4, one of three common forms of the APOE gene. The APOE gene provides the blueprint for a protein that carries cholesterol in the bloodstream. Everyone inherits one form of the APOE gene from each parent. Those who inherit one APOE-e4 gene have increased risk of developing Alzheimer's disease. Those who inherit two APOE-e4 genes are at even higher risk. However, inheriting one or two APOE-e4 genes does not guarantee that an individual will develop Alzheimer's.

### Assisted living residence

Assisted living residences generally provide 24-hour staffing, recreational activities, meals, housekeeping, laundry and transportation to their residents, who typically need help with some but not all activities of daily living.

### Beta-amyloid

A protein fragment that accumulates into the amyloid plaques in the brain that are one hallmark of Alzheimer's disease. Elevated levels of beta-amyloid (caused by overproduction of beta-amyloid or the body's reduced ability to remove beta-amyloid) are believed to interfere with brain cells' ability to communicate with each other, leading to a cascade of damaging events ending in cell death.

### Caregiver

A person who provides care for an individual needing help due to illness or injury. A caregiver may be a family member, friend or paid health professional.

### Clinical trials

Medical studies involving human volunteers. Before approving a drug for use, the U.S. Food and Drug Administration (FDA) requires that the drug first be shown successful in laboratory or animal studies. Only then can clinical trials involving human volunteers begin.

*Phase I* clinical trials typically enroll fewer than 100 individuals and are primarily concerned with assessing risks and side effects associated with a drug.

*Phase II* clinical trials typically enroll up to a few hundred volunteers and focus on showing whether the drug is safe and determining the best dose of the drug.

*Phase III* clinical trials enroll several hundred to thousands of volunteers, often at multiple study sites in the United States and sometimes abroad. They provide the chief evidence for safety and effectiveness that the FDA will consider in deciding whether to approve a drug.

*Phase IV* clinical studies, also called post-marketing studies, are often required by the FDA after a drug is approved. The study sponsor must monitor the health of individuals taking the drug to gain further insight into its long-term safety and effectiveness and the best way to use it.

### Coexisting condition

A health condition that already exists when another health condition develops. Since most cases of Alzheimer's disease develop at age 65 or older, individuals with Alzheimer's commonly have other age-related health issues, such as heart disease, hypertension or diabetes. Alzheimer's may affect management of coexisting conditions.

### Comorbidity

See Coexisting condition.

### Dementia

To be classified as dementia, the condition must include a decline in memory and in at least one of four specific cognitive abilities. The decline in cognitive ability must be severe enough to interfere with daily life. Dementia is caused by various diseases that result in damaged brain cells. Alzheimer's disease is one form of dementia.

### Direct costs of care

Costs such as hospital stays, emergency room visits, physician visits, medications, services of paid caregivers and assisted living, adult day care, home healthcare and nursing home expenses that are associated with caring for an individual with a given health condition.

---

**Disease-modifying therapies**

Therapies designed to slow or stop the progression of a disease. Many disease-modifying therapies for Alzheimer's are in clinical trials. Existing therapies for Alzheimer's are symptomatic, improving the symptoms of Alzheimer's but doing nothing to stop the brain cell death of Alzheimer's that is ultimately fatal.

**Early-onset Alzheimer's disease**

See Younger-onset Alzheimer's disease.

**Early-stage Alzheimer's disease**

Alzheimer's in which the symptoms are relatively mild, allowing most individuals to continue to do simple daily routines.

**FDA**

The mission of the U.S. Food and Drug Administration ([www.fda.gov](http://www.fda.gov)) is to "protect the public health by assuring the safety, efficacy and security of human and veterinary drugs, biological products, medical devices, the nation's food supply, cosmetics and products that emit radiation. The FDA is also responsible for advancing the public health by helping to speed innovations that make medicines and foods more effective, safer and more affordable and for helping the public get the accurate, science-based information they need to use medicines and foods to improve their health." The FDA has approved five drugs for the treatment of Alzheimer's disease symptoms: galantamine (Razadyne™), rivastigmine (Exelon™), donepezil (Aricept™), tacrine (Cognex™, now rarely used) and memantine (Namenda™).

**Home health care**

Health care in which the provider comes to the individual's home. Services might include companion services; personal care such as assistance with bathing, dressing, toileting and exercising; homemaker or maid services such as help with laundry, shopping, and preparing meals; and skilled care services including helping with medication.

**Hospice**

A service that provides pain management, comfort care and other end-of-life services. Hospice is covered by Medicare if a physician certifies that the individual is likely to die within six months.

**Incidence**

The number of new cases of a condition among the population at risk (those able to develop the condition) in a given period.

**Indirect costs of care**

Costs to businesses such as missed work and decreased productivity that are associated with medical illness.

**Infarct**

Dead tissue caused by an obstructed blood supply. One type of dementia is multi-infarct dementia, which can be caused by a series of small strokes that block arteries and decrease blood flow to parts of the brain.

**Late-onset Alzheimer's disease**

Alzheimer's disease developing at or after age 65.

**Long-distance caregiver**

As defined by the National Institute on Aging, a caregiver living more than one hour away from the individual (usually a parent) needing help with care.

**Long-term care**

According to Medicare.gov, "a 'variety' of services that help people with health or personal needs and activities of daily living over a period of time. Long-term care can be provided at home, in the community or in various types of facilities, including nursing homes and assisted living facilities. Most long-term care services help with activities of daily living, such as eating, bathing, dressing or moving about. Medicare doesn't pay for such care unless it's part of certain short-term stays following hospitalization."

**Medicaid**

A program that covers nursing home care and various long-term care services for people with low income and few assets. The federal government and states share in managing and funding Medicaid. Medicaid programs vary from state to state, but most healthcare costs are covered for those who qualify for both Medicare and Medicaid.

**Medicare**

A federal health insurance program that covers most hospital and other healthcare services for people aged 65 and older and younger people with disabilities. Individuals may still incur significant out-of-pocket expenses for Medicare premiums, deductibles and copayments, as well as for other healthcare costs not covered by Medicare.

**Medicare beneficiary**

An individual receiving Medicare benefits.

**Mild cognitive impairment (MCI)**

A condition in which an individual has problems with memory, language or another essential cognitive function that are severe enough to be noticeable to others and show up on tests, but not severe enough to interfere with daily life. Those with MCI are at greater risk of developing Alzheimer's disease than those without MCI.

**Mortality rate**

Death rate.

**Nursing home**

According to Medicare.gov, "Nursing home is a term that includes both skilled nursing facilities and nursing facilities. Skilled nursing facilities are those that participate in both Medicare and Medicaid. Nursing facilities are those that participate in Medicaid only. Nursing homes primarily engage in providing residents skilled nursing care and related services for residents who require medical or nursing care and rehabilitation services for the rehabilitation of injured, disabled or sick persons."

---

**Potential preventable hospitalization**

A hospitalization for a condition that can be prevented altogether or whose course can be mitigated with optimum outpatient management, thus preventing the hospitalization.

**Prevalence**

The number of existing cases of a condition among the population at risk (those able to develop the condition) in a given period.

**Skilled nursing facility**

A health care facility participating in both Medicaid and Medicare that provides for needs including rehabilitation, intravenous care and high level/high acuity nursing care. Skilled nursing care is available 24 hours a day. Services are provided under the full-time supervision of a physician or registered nurse. Most nursing homes provide both skilled nursing care and custodial care (care for personal needs such as bathing and eating). The Medicare skilled nursing care benefit is time limited and usually goes into effect after hospitalization.

**Synapse**

A juncture between brain nerve cells (neurons) where messages from one cell are communicated to neighboring cells. In Alzheimer's disease, information transfer at the synapses begins to fail, the number of synapses declines and neurons eventually die. On autopsy, the brains of individuals with advanced Alzheimer's show dramatic shrinkage from cell loss and widespread debris from dead and dying neurons.

**Tau**

A protein that helps brain nerve cells (neurons) maintain their physical structure, including the structure of microtubules through which cells are nourished. In Alzheimer's disease, tau protein accumulates into twisted strands called tangles that interrupt the flow of nutrients and ultimately cause cell death. Tau tangles are a hallmark of Alzheimer's disease.

**Younger-onset Alzheimer's disease**

Alzheimer's disease in which symptoms appear before age 65.

## Notes



**The Alzheimer's Association is the leading voluntary health organization in Alzheimer care, support and research.**

**Our mission is to eliminate Alzheimer's disease through the advancement of research; to provide and enhance care and support for all affected; and to reduce the risk of dementia through the promotion of brain health.**

**Our vision is a world without Alzheimer's disease.**

**Alzheimer's Association  
National Office  
225 N. Michigan Ave., Fl. 17  
Chicago, IL 60601-7633**

**Alzheimer's Association  
Public Policy Office  
1319 F. Street N.W. Suite 500  
Washington, D.C. 20004-1106**

**1.800.272.3900  
[www.alz.org](http://www.alz.org)**